



# '10

price list effective 01.01.10



**GSA Approved**  
GS-27F-0016V  
GS-27F-0017V

Goes Great with Work.®



# TABLE OF CONTENTS

## GENERAL REFERENCES

How to Order	1
Lead Times	2
Zones	3
Term and Conditions	4
Warranty	6
Quick Ship	7
Finishes	8

## VENEER CASEGOODS

Forte	10
Sensation	22
Affirm	28
Agility	33
Tactic	37
Legacy	42
Westboro	50
Inverness	55
Table Desks	61

## LAMINATE CASEGOODS

Vitality	63
Elevation	72
Atlas	80
Hyperwork	102
Agility	136
Uniwork	140
2200 Series	142
Bravo Panel	151
Bedford	163
Wyndham	172

## CONFERENCE, ACCESSORIES

Conference Tables	178
Atlas Tables	184
NewVenture Tables	187
Clique	190
Deflection	192
Summit	193
Conference Accessories	194
Accessories	196
Worksurface Accessories	198

## HEALTHCARE

Recliners	207
Harmony Day Beds	212
Trados Healthcare	214
Helix Dr. Stools	216
Praxis	218

## SEATING REFERENCES

Upholsteries	225
Leathers	228
Mayer Fabrics	230
Momentum Textiles	232
C.F. Stinson	233
Quick Ship Fabrics	234
Seating Finishes	235
Technical Bulletin #133	236
Seating Controls	237
Technical Specification	238
COM/col worksheet	242

## OFFICE SEATING

Leader Executive	244
Cougar	248
Panther	249
Jaguar	251
Cheetah	255
Lynx	256
Big & Tall	257
Cirrus	258
NextStep	260
Stax	263
Scoop	266
1200 Series	269
1400 Series	271
Trifecta	272
Quick Silver	274
3900 Series	277

## GUEST SEATING

High Street	279
Accent	282
Stacking Guest	285
Madison	287
Trados	288
Trados Metal	290
Contempo Armless	292
Contempo Arm Chairs	294

## TRADITIONAL OFFICE SEATING

Traditional Series	298
Scoop Traditional	302
Value Traditional	304

## RECEPTION/LOUNGE SEATING

Genesis	306
Incognito Ottoman	308
Eve	309
Himalaya	315
Himalaya Metal	318
Accompany SIN	320
Accompany Modular	322
Accompany Metal Leg	324
Sophia	326
Claudia	328
Lauren	330
Rebecca	331
Scarlet	332
Kimberly	334
Cassy/Natalie	336
6700 Series	338
7200 Series	340
7300/7400	342
Steps	345
7500 Series	351
7900 Series	353
Hileg Conference	355
Hileg	356
9100 Series	359
Plaza	361

## TRADITIONAL LOUNGE

Reception	364
Chesterfield	365
Occasional Tables	366

## GANGING COLLECTION

High Street	373
Corbel	375
Scoop	377
9118/9128	379
Trados	381

## AUTHORIZED DEALERS ONLY

HPFI sells to authorized dealers and resellers of office furniture, and only Authorized HPFI Dealers can place orders. To become an Authorized Dealer, you must:

- Have written approval by both the Local HPFI Sales Representative and HPFI Sales Management
- Establish a line of credit (or pay for all orders with certified check, approved credit card or cash prior to order entry)
- Be prepared when the factoring company that HPFI uses contacts you for credit information. Time is of the essence in supplying this data. Purchase Orders can not be entered until credit processing is completed and a line of credit is established. (Allow 2 weeks for processing.)

## PURCHASE ORDERS

To ensure prompt processing of your order, all purchase orders must clearly state the following:

- Dealer Name
- Purchase Order Number
- Complete Bill To and Ship To addresses
- Contact Name and Telephone Number
- Complete Product Numbers, including:
  - Model/Finish Number + Options (casegoods)
  - Model Number + Finish + Options + Upholstery Pattern/Color Number/Color Name (seating)
- Quantities

## ORDER PLACEMENT

All orders may be mailed, faxed or e-mailed to HPFI as follows:

Mail: **HPFI**  
**PO Box 2063**  
**High Point, NC 27261-2063**

Fax: **(800) 231-6784**

E-mail: **orderentry@hpfi.com**

## ORDER ENTRY

We want to process your order on a timely basis, and we will make every attempt to enter all orders within 1 business day of receipt. Inability to clearly read an order or the lack of any of the above information will delay order entry. Clarification of any missing or unclear information will be promptly requested via fax or e-mail. Once all information is received, HPFI will complete order entry.

- Your discount and net prices will be automatically calculated. **If your purchase order prices do not match HPFI calculated net prices, you will be notified via fax or e-mail. It is the customer's responsibility to review Order Acknowledgements for accuracy and pricing. Any corrections must be noted immediately and faxed or e-mailed to your Customer Service Representative at 336-434-5280.**
- Minimum order \$500 Net, except parts.
- Only credit-approved orders are released to production. If an order is held due to credit reasons, you will be informed via fax or e-mail by the Credit department.
- Published Lead Times start the first business day after entry of a clean, credit-approved order.

Choose from 2 lead time options: Quick Ship or Standard Lead Time. Lead time is measured from the date the order is entered (complete and credit-approved) to the date the order ships. Transit time is not included as it varies by carrier and destination.

## STANDARD LEAD TIME

Assigned to all orders unless the purchase order specifically requests Quick Ship **QS**. Custom features, COM upholstery and any other special product requests may increase lead time.

**Standard lead time is 3 weeks.** Orders placed to ship in standard lead times are acknowledged to ship 15 manufacturing days after the date of order entry. High Point may elect to ship prior to the acknowledged date.

Occasionally, due to seasonal demand or holiday schedules, standard lead times may be adjusted. To verify lead time, contact your Customer Service Representative. *Hyperwork and Elevation items available with high pressure laminate tops in 3 finishes at six week lead time. See pages 80 and 110.*

Order Acknowledgements indicate the approximate ship date you can expect. Most orders ship complete by the indicated date. However, we cannot guarantee every order will ship by the date acknowledged. Occasionally, due to circumstances beyond our control, we may ship after the acknowledged date. We will make every effort to anticipate and inform you in advance of any late shipment situations.

## QUICK SHIP LEAD TIME – QS

HPFI offers the fastest lead-time on breadth and depth of product in the office furniture industry. Orders must be complete and credit approved to be released to production.

Quick Ship Lead Time is 3 manufacturing business days following the day the order is entered.

Quick Ship orders received after 1:00 p.m. will be entered the next business day.

Casegoods Quick Ship – Casegoods product in this Price List marked **QS** with the symbol. Only the shaded model numbers and finishes indicated as Quick Ship are available in Quick Ship lead-time.

Seating Quick Ship – Most seating products are available as Quick Ship in standard finishes and Quick Ship fabrics. QS fabrics on page 226.

Any item ordered with installed options will not be available for Quick Ship

Healthcare seating models are not available in QS lead times.

Quick Ship Order Must Have:

- QUICK SHIP or QS clearly stated/marked on the purchase order.
- Quick ship items only on the purchase order requesting QS.
- Models of QS and Standard lead times on same PO will ship at standard lead-time.
- Limit of 8 each of any QS item per day.
- Fast Cats QS quantity is 50.

Please add additional time for holidays.



## PALLETIZATION

Casegood products ordered in LTL quantities may be palletized prior to shipment for enhanced protection and further assurance of safe delivery. Pallets are one per product, in most cases, and sized per casegood product. Seating is not palletized. Palletization is \$21 net per pallet. Add 40 lb. to ship wt. per pallet. Contact Customer Service or your Sales Representative for additional details.

International pallets are \$26.

Palletization is not generally offered on truckload quantities. Contact Customer Service for a custom quote if this option is required.

HPFI has made every effort to insure the accuracy of this Price List. HPFI cannot be responsible for typographical errors. Pricing and product specifications are subject to change and can be verified through our HPFI Customer Service Department at 800-447-3462.

*All orders are subject to the terms and conditions presented in this price list. The term HPFI refers to High Point Furniture Industries, Inc., High Point, North Carolina - USA.*

## TERMS

Payment for all orders is due Net thirty (30) days from date of invoice.

## LEASING

HPFI has partnered with Horizon Keystone Financial to offer a competitive financing program. This is a free service available to all HPFI dealer partners. When working with clients on larger projects, visit [www.dealersalescenter.com](http://www.dealersalescenter.com) to learn more about this option or begin the process.

## CONDITIONS OF SALE

Possession and/or distribution of this price list or HPFI catalogs does not in itself constitute an offer to sell. Orders can be received only from authorized HPFI dealers.

Accepted orders will be acknowledged in writing with approximate shipping dates. Orders will be invoiced at prices prevailing at time of order entry.

## PRICES

This price list contains Zone pricing, including freight prepaid and allowed to the 48 contiguous states; freight and/or fuel surcharges as dictated by carriers may apply. All prices shown are suggested retail prices. Prices, specifications and materials are subject to change without notice.

## SHIPPING

All HPFI products ship as follows:

**F.O.B. ORIGIN, HIGH POINT, NC - USA, FREIGHT PREPAID**—this means that ownership and the responsibility of the merchandise becomes that of the buyer upon

delivery to the freight company. The zone list prices shown herein reflect the delivered price to the 48 contiguous states. It includes **dock-to-dock** shipment, with normal delivery accomplished in 3 to 10 business days, after shipment.

HPFI reserves the right to select the carrier and routing. The transportation company assumes full responsibility for safe delivery upon acceptance of the shipment from HPFI.

### Special Shipping Services:

Shipments requiring special services (such as expedited delivery, delivery appointments, non-dock, residential, school, military base or inside delivery, etc.) are not included in this freight pre-paid pricing. Freight charges for these special shipments will be quoted on a pre-pay and add, case-by-case basis.

**Orders of less than 500 lbs. pounds will be assessed a minimum freight charge of \$75.00 net per order** (excluding items shipped via small package ground service). Shipments outside the USA are pre-paid to point of departure.

Acknowledged ship dates are our best estimates of when the product will leave the factory. Actual ship dates may vary.

## ORDERING

See **How To Order** pages. For clarification of any question pertaining to ordering, contact HPFI's Customer Service Department prior to placing the order.

## PACKAGING

Prices quoted herein include normal packaging. HPFI products are carefully inspected and are packed

one to a carton, except where indicated. All packaging conforms to or exceeds specifications as outlined in the Uniform Freight classification. Special packing (e.g. palletization) if specified, requires an upcharge.

## DRAWER AND TOP OPTIONS

Inset drawers and thicker tops available at 20% upcharge. Contact Customer Service Department for details.

## SPECIAL PRODUCT ORDERS

We welcome the opportunity to quote special products. Any changes in look, build, finish or options must be processed through the Special Product Order Program. Please contact our Customer Service Department for pricing and lead times.

**NOTE:** Due to the cost of creating custom products, a minimum charge per order may apply. Special product orders are non-returnable and non-refundable. A 50% deposit is required with the order for all special product orders.

## IN-TRANSIT DAMAGE

HPFI does not own or operate its own transportation equipment. All shipments made by HPFI are made using third party carriers or customer transportation. HPFI manufactures and packages its products to withstand the normal handling incurred during transportation to provide for safe transit. HPFI ships only top quality undamaged merchandise. Title and ownership of merchandise is transferred to the dealer/customer when the freight carrier signs the bill of lading. The carrier assumes complete responsibility for delivering merchandise to the consignee in good condition.

**It is the responsibility of the dealer/customer to inspect all merchandise upon delivery to the customer-designated ship-to address. Any visible damage upon delivery must be noted on the bill of lading when the merchandise is signed for.**

Freight carriers will accept responsibility for damage which upon their inspection they deem to be their fault. It is the buyers' responsibility to file freight claims with the responsible carrier.

HPFI will provide advice and assistance to its customers with the freight claim process and will use its influence to encourage carriers to accept their responsibility.

**Concealed Damage Claims must be filed within 15 days of delivery and original cartons must be retained.**

Most carriers will not accept a claim for concealed damage if the claim is made more than 15 days after receipt, or if the merchandise is moved from the original delivery location. It is the buyers' responsibility to file claims for concealed damage with the freight carrier.

## RETURN AUTHORIZATION

An error made by HPFI resulting in shipment of an incorrect or defective product may be allowed for return to HPFI. Such returns require prior authorization from the HPFI Customer Service Department. Please call 800-447-3462 to request a Return Authorization and shipping instructions. **All returned products must be properly packaged to ensure safe transit.**

Certain products may not be returned under any circumstances:

- Any non-defective upholstered furniture.
- Any seating product made using customer owned material (C.O.M. or C.O.L.)
- Any seating or casegoods product made using special materials or custom finishes

- Any seating or casegoods product made to custom specifications of customer

**Returns for any other reason will only be allowed at the sole discretion of HPFI. All returns will be assessed a 30% restocking charge plus the cost of return freight.**

Return Authorizations (R.A.s) are valid for 45 days from the issue date. Authorized returns must have the R.A. number clearly marked on all cartons and the bill of lading. All cartons must arrive at the HPFI designated ship-to location within 45 days of the authorization. Failure to return merchandise within 45 days will result in the cancellation of the Return Authorization and demand for payment.

## RETURN GUIDELINES

- Merchandise must be returned in appropriate packaging to ensure safe transportation. Use the original packaging or the packaging from the replacement units including all inner and outer packaging to repack the returned product. If return is not HPFI's responsibility, repackaging and restocking charges will apply.
- All casegoods must be strapped Top-Side-Up to correct size pallet for return. (DO NOT place upside down.)
- All shipping documents and product cartons must be clearly marked with the HPFI's Return Authorization number.
- You must use the carrier noted on the Return Authorization.
- Failure to comply with requirements will void the Return Authorization; no money will be credited; full payment will be due HPFI.

All returned product shipments received by High Point will be promptly inspected to ensure:

- Authorized for return
- Accuracy of counts
- Validate reason for return

If approved, HPFI will issue credit to the customer less (where applicable) the 30% restocking charge, return freight and any costs incurred by HPFI to return the products to like new condition.

## CANCELLATIONS

Acknowledged orders are considered firm. No cancellations or changes will be allowed without the express written authorization of HPFI management. Changes may be subject to additional charges. Upholstered items may not be cancelled after the fabrics or other upholstery cover material has been cut. Quick Ship orders cannot be cancelled.

## REPAIR CHARGES

Authorization must be obtained from HPFI's Customer Service Department prior to incurring repair charges if HPFI is expected to pay all or part of these charges.

## CORRESPONDENCE

Direct all correspondence to:

**HPFI**

**P.O. Box 2063**

**High Point, NC 27261-2063**

Phone: **336-431-7101**

**800-447-3462**

## CUSTOMER SERVICE/ORDER DESK

To order by fax:

**800-231-6784**

Customer Service Fax:

**336-434-5280**

E-mail: [orderentry@hpfi.com](mailto:orderentry@hpfi.com)

**Subject to the terms, conditions and exceptions stated below, High Point Furniture Industries, Inc. (“HPFI”), warrants that each finished product or separate component or part which it sells after April 1, 2001 (“Product”) will be free from defects in material and workmanship, when subject to normal commercial usage, for so long as the Product is owned by the original purchaser. If the Product is sold by HPFI to a retailer or dealer, the “original purchaser” shall be the purchaser of the Product from the retailer or dealer. Otherwise, the “original purchaser” shall be the purchaser of the Product from HPFI. The original purchaser may not assign this warranty to any other person or entity.**

## EXCEPTIONS:

**High-Wear Parts-** High-wear parts such as glides, gas cylinders, casters, ergonomic chair components, polymer-based components, and user-adjustable worksurface mechanisms are warranted against defects in material and workmanship only for a period of five years (three years on recliner mechanisms and casters) from the date on which the Product is sold by HPFI or until the product is no longer owned by the original purchaser, whichever is the shorter time period.

**Veneer Finishes-** Veneer finishes are warranted against defects in material and workmanship only for a period of three years from the date on which the Product is sold by HPFI or until the product is no longer owned by the original purchaser, whichever is the shorter time period.

**Electrical Components-** Electrical components are not warranted by HPFI, but may have warranties from the electrical component manufacturer.

**Fabrics-** Careful consideration is given to our selection of standard fabric offerings. The fabrics we have selected offer the best in appearance, durability and value; however, since we have no control over the environment, cleaning or other conditions which may affect colorfastness or durability, we cannot warrant fabrics beyond any warranty which may be provided to us by the fabric supplier. Customer’s own materials (COM) selected by and used at the request of a customer, are not warranted.

## CUSTOMER’S OWN MATERIAL

If HPFI agrees to use the Customer’s Own Material (COM) on HPFI brand products, or build a custom product:

–HPFI shall have no responsibility for the condition, quality, value, performance, physical properties, or any other aspect of the COM.

–HPFI shall have no liability for any damages, injuries, or losses to the customer or to any third party that shall be caused by any COM, and the customer shall hold HPFI harmless for all liability.

For complete COM order requirements and warranty information see the HPFI COM Order Form.

## EXCLUSIONS:

This warranty does not apply and no other warranty applies to:

- Normal wear and tear, which is to be expected over the course of ownership.
- Damage caused by the carrier in-transit, which will be handled under freight policy.
- Damage caused by or during installation.
- Modifications or attachments to the Product that do not have the prior written approval of HPFI.

- Products that are not installed or used or maintained in accordance with Product instructions and warnings.
- Damage caused by neglect or misuse of a Product.
- Normal Commercial Usage- The Products are designed and manufactured for normal commercial usage. Normal commercial usage for seating is defined as the equivalent of a single shift, forty- (40) hour workweek. To the extent that a Product is used in a manner exceeding normal commercial usage, the warranty will be invalidated or HPFI may, at its option, elect to reduce the applicable warranty period on a pro-rated basis.
- Chairs used or designated 24/7 have a warranty of 5 years.
- Color Variations and Finishes- Some natural variations occurring in wood, leather or other natural materials are inherent to their character, and cannot be avoided. Therefore they are not considered defects in material or workmanship and are not the basis for a warranty claim. HPFI does not warrant the color-fastness or matching of colors or grains or textures of such materials.

EXCEPT AS SET FORTH ABOVE, HPFI MAKES NO EXPRESS WARRANTIES WITH RESPECT TO ITS PRODUCTS. HPFI MAKES NO IMPLIED REPRESENTATIONS OR WARRANTIES WITH RESPECT TO ITS PRODUCTS, THEIR CONDITION, MERCHANTABILITY, FITNESS FOR ANY PARTICULAR PURPOSE OR USE BY THE PURCHASER. HPFI FURNISHES THE ABOVE LIMITED EXPRESS WARRANTY IN LIEU OF ALL OTHER WARRANTIES, EXPRESSED OR IMPLIED, INCLUDING THE WARRANTIES OF MERCHANTABILITY AND FITNESS FOR A PARTICULAR PURPOSE. NO ORAL REPRESENTATIONS OR SAMPLES PROVIDED BY HPFI TO ANY RETAILER, DEALER OR PURCHASER WILL CREATE ANY EXPRESS OR IMPLIED WARRANTIES WITH RESPECT TO PRODUCTS SOLD BY HPFI.

**Remedies-** If any defect in the workmanship and material of any Product appears within the applicable warranty period, HPFI will, at its option, repair or replace the Product, at no charge, upon examination of the Product and verification by HPFI or its authorized representative of the defect and of compliance with the warranty requirements and conditions. The Purchaser must provide such cooperation and information as HPFI or the authorized representative may reasonably request to process the warranty claim.

IN THE EVENT OF ANY DEFECT IN ANY PRODUCT SOLD BY HPFI OR ANY BREACH OF THE LIMITED EXPRESS WARRANTY DESCRIBED ABOVE, THE SOLE REMEDY FOR SUCH DEFECT AND/OR BREACH SHALL BE AS STATED IN THIS PARAGRAPH, AND IN NO EVENT SHALL THE DEALER OR RETAILER THAT PURCHASED THE PRODUCT FROM HPFI OR THE ORIGINAL PURCHASER OF THE PRODUCT FROM THE DEALER OR RETAILER, BE ENTITLED TO RECOVER FROM HPFI ANY DAMAGES, INCLUDING DIRECT, CONSEQUENTIAL OR INCIDENTAL DAMAGES, LOST PROFITS, DOWNTIME OR OTHER DAMAGES OF ANY NATURE WHATSOEVER ARISING FROM BREACH OF WARRANTY OR THE CONDITION, FUNCTION OR USE OF THE PRODUCT.

## APPLICATION OF CURRENT WARRANTY AND PRIOR WARRANTIES

This express limited warranty applies only to Products sold by HPFI on or after April 1, 2001. HPFI has improved its warranty coverage and Products over the years. Products sold by HPFI before April 1, 2001 were covered by the warranty in effect at the time of manufacture and sale. Please see table below for general information pertaining to warranty coverage periods (measured from date of sale by HPFI) for Products sold before April 1, 2001. Further information concerning terms and conditions of prior warranties are available upon request to HPFI.

Casegoods & Seating manufactured and sold prior to July 1, 1994 ----- 2 years

Seating manufactured and sold after July 1, 1994 and prior to April 1, 2001 ----- 10 years

Casegoods manufactured and sold after July 1, 1994 and prior to August 1, 1997 ----- 5 years

Casegoods manufactured and sold after August 1, 1997 and prior to April 1, 2001 ----- 10 years

These warranties are made by HPFI only to authorized dealers and retailers acquiring Products directly from HPFI and the original purchaser of the Product as defined above.

The HPFI name and logo are registered trademarks of HPFI, Inc.



**GOT A TIGHT DEADLINE?**

We will ship any of our casegoods marked as Quick Ship and any seating products covered with our extensive Quick Ship Fabric Program within three business days after the credit approved order is entered.

Casegood products selected for the Quick Ship Program are noted by the QS symbol. Quick Ship finish and pull options designated in note under model number.

Most seating items including chairs, sofas, loveseats and occasional tables are available for Quick Ship in the finishes listed and only with the Quick Ship fabrics noted on page 234. All other HPFI fabrics are available at standard lead times.

Any item ordered with installed options will not be available for Quick Ship.

**QUICK SHIP ORDERS**

Your order must be clearly marked with Quick Ship and include only Quick Ship products. HPFI will make every effort to ship all credit approved Factory Quick Ship orders within three business days from the date the order is entered.

**QUANTITY ORDERS**

The maximum order size for any SKU is 8 pieces per dealer, per day. There is no limit on total order size. However, HPFI reserves the right to limit quantities based on product availability.

Please contact Customer Service for larger quantity orders.

**FAST CATS ERGONOMIC SEATING**

Order up to 50 chairs from the Fast Cats ergonomic seating collections for shipment in just three business days! Please contact customer service for larger quantity orders and/or any special requests.

**CHANGES/CANCELLATIONS****CASEGOODS**

To request a change or cancellation of a casegoods order, contact Customer Service to verify ability to adjust original order. If a change is made, the three business days begins anew from the date the change was made. No cancellations can be allowed once an order ships. HPFI is not responsible for any loss of sale or contract resulting from failure to ship within three business days.

**SEATING**

Due to the breadth of fabrics and finishes available, seating items cannot be changed or cancelled once the order has been entered.

**PAYMENT TERMS**

Net thirty (30) days from date of invoice.

**DIRECT ALL CORRESPONDENCE TO**

**HPFI, Inc.  
P.O. Box 2063  
High Point, NC 27261-2063  
USA**

Phone: **336-431-7101**  
Fax: **336-434-5280**

**CUSTOMER SERVICE ORDER DESK**

Fax: **800-231-6784**  
Phone: **800-447-3462**  
E-mail: **orderentry@hpfi.com**  
Website: **www.hpfi.com**

**QUICK SHIP FABRICS**

Fabrics listed on page 234

## CASEGOOD FINISHES BY SERIES

	Natural Maple	Medium Oak	Windsor Cherry	Honey Cherry	Mahogany	Grey	Graphite	Aspen	Pearwood	Black	Walnut	Espresso	Classic Cherry	Rouge Mahogany
Forté Veneer				•										
Sensation				•										•
Affirm Veneer				•										•
Agility Veneer				•										•
Tactic Veneer				•										•
Legacy Veneer														•
Westboro				•										•
Inverness Veneer				•										•
Vitality			•		•									
Elevation	•	•	•		•	•	•	•	•	•		•	•	
Elevation 2	•	**	•		•	**	**	•	**	**		**	**	
Atlas	•	**	•		•	**	**	•	**	**		**	**	
Hyperwork	•	•	•		•	•	•	•	•	•		•	•	
Uniwork	•	•	•		•	•	•	•	•	•		•	•	
Agility	•	•	•		•	•	•	•	•	•		•	•	
2200		•	•		•						•			
Bravo Panel	•	•			•	•					•			
Bedford			•		•									
Wyndham		•			•									
Conference Tables	•	•	•	•	•	•	•	•	•			•	•	•
Occasional Tables	•	•	•	•	•	•	•	•	•	•	•	•	•	•
Training Tables	•	•	•		•	•	•	•				•	•	
Praxis	•	•	•		•			•	•			•	•	

\*\* Base finish only

## FINISH COORDINATION

Casegoods	Seating
Natural Maple	<b>FM</b> Natural
Medium Oak	<b>OAK MOB</b> Medium Oak Moab
Aspen	<b>AP</b> Aspen
Pearwood	<b>PW</b> Pearwood
Windsor Cherry	<b>WC</b> Windsor Cherry
Honey Cherry	<b>HCY</b> Honey Cherry
Mahogany	<b>MAH</b> Mahogany
Rouge Mahogany	<b>RM</b> Rouge Mahogany
Black	<b>BLK</b> Black
Espresso	<b>ESP</b> Espresso
Classic Cherry	<b>CCY</b> Classic Cherry
Gunstock Walnut	<b>WAL</b> Walnut

The HPFI Finishes Card provides comprehensive visual reference to veneer, laminate and seating finishes for quick, easy selection. Ask your sales representative for your copy.

For Seating Finish Chart see page 235.

# veneer casegoods





## FINISH

Forté features **Honey Cherry** finish on book matched American Cherry veneer. All horizontal and vertical surfaces feature full-fill finish. Catalyzed lacquer topcoat creates a harder, more durable finish and includes high sheen. Desk pad or glass with stand-offs will further protect veneer tops.

## FINISH CHOICE

**C** Honey Cherry

## PULLS

Optional pulls are available in a beautiful contemporary design, solid metal with brushed chrome finish. To order place a **P** after the SKU# (Example: CVC720**P**). An up-charge of \$11 list per drawer will be added to the prices shown.

## CONSTRUCTION

All panels are 5-ply construction with commercial-grade coreboard center and two veneer sheets top and bottom. Veneer is cross-grained for strength.

**Pedestals, Credenzas, File Cabinets and Storage Units:** All pedestals are 3/4" thick core surfaced with cherry veneer and edge banded as required. Panel ends are 1 3/16" thick core surface with cherry veneer and edge banded as required. Units fully assembled with dowels/glue, wood cleats, metal brackets/screws and mechanical fasteners. Series features full modesty panels.

## TOPS

All tops are 1 3/16" thick, properly backed. All standard rectangular shaped tops have a solid hardwood edge with a stylish concave shape. All bridge and return tops feature common grain direction with desk/credenza as well as reverse coped edges for smooth worksurface connection with desk/credenza. Bow, peninsula and round shape tops utilize a composite edge.

### IMPORTANT NOTE:

Because of the natural characteristics of wood, color may vary slightly between pieces. Color will mellow and age over time.

## DRAWERS

All drawer fronts are constructed of 3/4" particleboard core with hardwood edge surfaced in cherry veneer. Drawer sides are 1/2" thick hardwood veneer interiors in a lacquer finish. Drawer bottoms are 3/16" thick plywood.

- All box drawers are suspended on smooth-action metal slides with steel ball bearings
- All file drawers and file cabinet drawers are mounted on heavy-duty steel ball bearing, full-extension slides
- Black ProFile filing hardware includes pre-installed rails with adjustable crossbars that lock into position
- All file drawers allow legal filing front-to-back and letter/legal filing side-to-side
- All lateral file drawers allow letter and/or legal filing front-to-back and legal filing side-to-side
- Maximum weight for bottom loading is 40 lb
- Drawers are constructed with 5 sides for extra strength and durability. The drawer front is the 5th side and is removable in the field for repairs or hardware additions

## WIRE MANAGEMENT

See features for number of grommets and location. Additional grommets can be added for extended wire management capability at \$106 list per grommet. Includes factory cut and installed grommet and black sleeve. Call for special quote. Specify location and quote number with order.

## LOCKS

- Individual front locking pedestals
- All locks are keyed identical unless otherwise specified
- "Key Different" option is \$21 list upcharge per lock. Locks/cores packaged to customer requirements
- Additional lead time for "Key Different"
- For optional locking on overhead storage units with four wood doors, add **Y** to the end of the model number and add \$150 to the list price of unit

## ACCESSORIES - Factory Installed

Certain accessories can be ordered installed prior to shipment. Add letter designator (C, K or T) at end of the desk, credenza or overhead model number:

- C** Center Drawer  
*Example: CVC660**C***
- K** Keyboard Platform  
*Example: CVC704**K***
- T** Task Light  
*Example: CVC727**T***

## PACKAGING

All units are properly packed in heavy-duty cartons with reinforced corner pads. All packaging conforms to, or exceeds specifications as outlined in the Uniform Freight Classification.

All desks, credenzas, files and overhead storage units are shipped preassembled. Modular L-Shaped and U-Shaped workstations are shipped in multiple cartons, requiring connection in the field.

## QUICKSHIP

Quick Ship is not available on any items ordered with option.

## PALLETIZATION

See page 3.

## CARE & CLEANING INSTRUCTIONS FOR VENEER PRODUCTS

**Normal cleaning:** Wood veneer products require special care. When cleaning, it is important to use a quality window cleaner which contains no ammonia followed by a dry soft cloth to remove any dampness.

**Polish Suggestions:** To polish veneer furniture, we recommend that you use a quality furniture polish which contains no silicone followed by a dry soft cloth. Using a polish without silicone, will protect the everlasting beauty of this natural wood product.

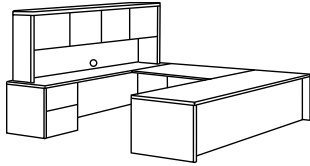
**Warning –** Using a polish containing silicone may cloud the finish, soften, crack or lift the finish and void your warranty.

Specifications subject to change without notice.

ZONE PRICING	1	2	3
--------------	---	---	---

**CONFIGURATIONS:**

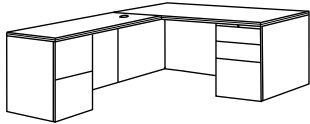
**Executive U Unit**



DESCRIPTION	MODEL NUMBER	QTY	FT. CLASS	CUBIC FT.	SHIP WEIGHT			
<i>Right Full Pedestal Desk</i>	CVC721R2BF 72" X 36" X 29"	1	125	51.6	248	2852	2895	2938
<i>Desk Height Bridge</i>	CVC485 48" X 24" X 29"	1	100	4.0	95	845	858	870
<i>Left Full Pedestal Credenza</i>	CVC725LF 72" X 24" X 29"	1	125	35.7	214	2363	2398	2434
<i>Overhead Storage Unit</i>	CVC727 72" X 16" X 36"	1	125	33.6	192	2382	2418	2453
<b>TOTAL:</b>				124.90	749	<b>8442</b>	<b>8569</b>	<b>8695</b>

72" x 108" x 65"


**Executive L Unit**



DESCRIPTION	MODEL NUMBER	QTY	FT. CLASS	CUBIC FT.	SHIP WEIGHT			
<i>Right Full Pedestal Desk</i>	CVC721R2BF 72" X 36" X 29"	1	125	51.6	248	2852	2895	2938
<i>Left Full Pedestal Return</i>	CVC722LF 48" X 24" X 29"	1	125	24.3	180	1800	1827	1854
<b>TOTAL:</b>				75.90	428	<b>4652</b>	<b>4722</b>	<b>4792</b>

72" x 84" x 29"

**Executive U-Shaped Workstation**



DESCRIPTION	MODEL NUMBER	QTY	FT. CLASS	CUBIC FT.	SHIP WEIGHT			
<i>Peninsula Desk</i>	CVC799 72" X 36" X 29"	1	125	16.0	146	1335	1355	1375
<i>Desk Height Bridge</i>	CVC485 48" X 24" X 29"	1	100	4.0	95	845	858	870
<i>Left Full Pedestal Credenza</i>	CVC725LF 72" X 24" X 29"	1	125	35.7	214	2363	2398	2434
<i>Overhead Storage Unit</i>	CVC727 72" X 16" X 36"	1	125	33.6	192	2382	2418	2453
<b>TOTAL:</b>				89.30	647	<b>6925</b>	<b>7029</b>	<b>7132</b>

72" x 108" x 65"

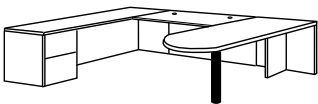
**Executive Corner Workstation**



DESCRIPTION	MODEL NUMBER	QTY	FT. CLASS	CUBIC FT.	SHIP WEIGHT			
<i>Left 3/4 Pedestal Return</i>	CVC722L 48" X 24" X 29"	1	125	24.3	173	1526	1549	1572
<i>Computer Corner</i>	CVC449 42" X 42" X 29"	1	125	34.3	165	1517	1540	1563
<i>Right 3/4 Pedestal Return</i>	CVC722R 48" X 24" X 29"	1	125	24.3	173	1526	1549	1572
<i>Pullout Keyboard Platform</i>	CVCK21 22" X 18" X 2.75"	1	92.5	2.0	13	218	221	225
<b>TOTAL:</b>				84.90	524	<b>4787</b>	<b>4859</b>	<b>4932</b>

90" x 90" x 29"

**Executive U-Shaped Workstation**



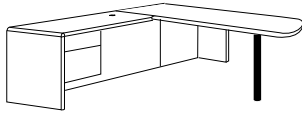
DESCRIPTION	MODEL NUMBER	QTY	FT. CLASS	CUBIC FT.	SHIP WEIGHT			
<i>Peninsula Desk</i>	CVC799 72" X 36" X 29"	1	125	16.0	146	1335	1355	1375
<i>Desk Height Bridge</i>	CVC485 48" X 24" X 29"	1	100	4.0	95	845	858	870
<i>Left Full Pedestal Credenza</i>	CVC725LF 72" X 24" X 29"	1	125	35.7	214	2363	2398	2434
<b>TOTAL:</b>				55.70	455	<b>4543</b>	<b>4611</b>	<b>4679</b>

72" x 108" x 29"

CONTEMPORARY VENEER



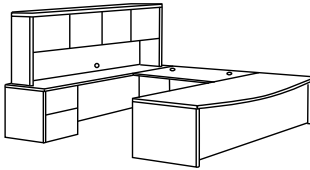
## L-Shaped Workstation



72" x 84" x 29"

DESCRIPTION	MODEL NUMBER	QT	FT. CLASS	CUBIC FT.	SHIP WEIGHT	1	2	3
<i>Left 3/4 Pedestal Return</i>	CVC722L 48" X 24" X 29"	1	125	24.3	173	1526	1549	1572
<i>Peninsula Desk</i>	CVC799 72" X 36" X 29"	1	125	16.0	146	1335	1355	1375
<b>TOTAL:</b>						<b>2861</b>	<b>2904</b>	<b>2947</b>

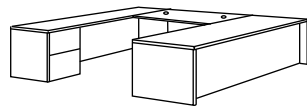
## Executive U-Shaped Workstation



72" x 108" x 65"

DESCRIPTION	MODEL NUMBER	QT	FT. CLASS	CUBIC FT.	SHIP WEIGHT	1	2	3
<i>Right Full Pedestal Bow Front Desk</i>	CVC721RB2BF 72" X 36" X 29"	1	125	51.6	248	3005	3050	3095
<i>Desk Height Bridge</i>	CVC485 48" X 24" X 29"	1	100	4.0	95	845	858	870
<i>Left Full Pedestal Credenza</i>	CVC725LF 72" X 24" X 29"	1	125	35.7	214	2363	2398	2434
<i>Overhead Storage Unit</i>	CVC727 72" X 16" X 36"	1	125	33.6	192	2382	2418	2453
<b>TOTAL:</b>						<b>8595</b>	<b>8724</b>	<b>8852</b>

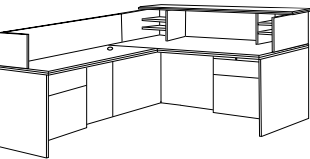
## Executive U-Shaped Workstation



72" x 108" x 29"

DESCRIPTION	MODEL NUMBER	QT	FT. CLASS	CUBIC FT.	SHIP WEIGHT	1	2	3
<i>Right Full Pedestal Desk</i>	CVC721RF 72" X 36" X 29"	1	125	51.6	264	2852	2895	2938
<i>Desk Height Bridge</i>	CVC485 48" X 24" X 29"	1	100	4.0	95	845	858	870
<i>Left Full Pedestal Credenza</i>	CVC725LF 72" X 24" X 29"	1	125	35.7	214	2363	2398	2434
<b>TOTAL:</b>						<b>6060</b>	<b>6151</b>	<b>6242</b>

## Reception Station



72" x 84" x 43"

DESCRIPTION	MODEL NUMBER	QT	FT. CLASS	CUBIC FT.	SHIP WEIGHT	1	2	3
<i>Right 3/4 Pedestal Desk</i>	CVC721R 72" X 36" X 29"	1	125	51.6	249	2508	2546	2583
<i>Left 3/4 Pedestal Return</i>	CVC722L 48" X 24" X 29"	1	125	24.3	173	1526	1549	1572
<i>Reception Screen-Main</i>	CVC709 72" X 36" X 14"	1	70	31.9	150	1970	2000	2029
<i>Reception Screen for Left Return</i>	CVC611L 48" X 24" X 13"	1	70	1.5	27	471	478	485
<b>TOTAL:</b>						<b>6475</b>	<b>6573</b>	<b>6669</b>

## DESKS: Full Pedestal: Bow Front

### Full Double Pedestal Bow Front Desk



- Four file drawers, letter or legal filing
- Pre-installed PROfile filing hardware
- Front locking pedestals

Freight Class: 125

<b>CVC720BF</b>	72" X 36" X 29"	Cubic Ft:51.6	Ship Weight:323	<b>3644</b>	<b>3699</b>	<b>3753</b>	
				<b>Center Drawer C</b>	280	284	288
				<b>Keyboard Platform K</b>	236	240	243
<b>PULLS:</b>				BRUSHED CHROME <b>P \$44</b>			

### Full Double Pedestal Bow Front Desk



- Four box drawers
- Two file drawers, letter or legal filing
- Pre-installed PROfile filing hardware
- Front locking pedestals

Freight Class: 125

<b>CVC720B2BF</b>	72" X 36" X 29"	Cubic Ft:51.6	Ship Weight:321	<b>3644</b>	<b>3699</b>	<b>3753</b>	
				<b>Center Drawer C</b>	280	284	288
				<b>Keyboard Platform K</b>	236	240	243
<b>PULLS:</b>				BRUSHED CHROME <b>P \$66</b>			

ZONE PRICING	1	2	3
--------------	---	---	---

**Full Double Pedestal Bow Front Desk**

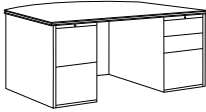


- Two box drawers
- Three file drawers, letter or legal filing
- Pre-installed PROFile filing hardware
- Front locking pedestals

Freight Class: 125

<b>CVC720B2BFF</b>	72" X 36" X 29"	Cubic Ft:51.6	Ship Weight:321	<b>3644</b>	<b>3699</b>	<b>3753</b>	
				<b>Center Drawer C</b>	280	284	288
				<b>Keyboard Platform K</b>	236	240	243
<b>PULLS:</b>	BRUSHED CHROME <b>P \$55</b>						

**Full Double Pedestal Bow Front Desk**



- Two box drawers
- Three file drawers, letter or legal filing
- Pre-installed PROFile filing hardware
- Front locking pedestals

Freight Class: 125

<b>CVC720BF2BF</b>	<b>QS</b>	72" X 36" X 29"	Cubic Ft:51.6	Ship Weight:321	<b>3644</b>	<b>3699</b>	<b>3753</b>	
					<b>Center Drawer C</b>	280	284	288
					<b>Keyboard Platform K</b>	236	240	243
<b>PULLS:</b>	BRUSHED CHROME <b>P \$55</b>							

**Left Full Pedestal Bow Front Desk**



- Two box drawers
- One file drawer, letter or legal filing
- Pre-installed PROFile filing hardware
- Front locking pedestal
- Connects with return or bridge/ credenza

Freight Class: 125

<b>CVC721LB2BF</b>	72" X 36" X 29"	Cubic Ft:51.6	Ship Weight:248	<b>3005</b>	<b>3050</b>	<b>3095</b>	
				<b>Center Drawer C</b>	280	284	288
				<b>Keyboard Platform K</b>	218	221	225
<b>PULLS:</b>	BRUSHED CHROME <b>P \$33</b>						

**Left Full Pedestal Bow Front Desk**

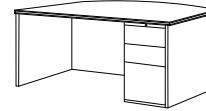


- Two file drawers, letter or legal filing
- Pre-installed PROFile filing hardware
- Front locking pedestal
- Connects with return or bridge/ credenza

Freight Class: 125

<b>CVC721LBF</b>	72" X 36" X 29"	Cubic Ft:51.6	Ship Weight:249	<b>3005</b>	<b>3050</b>	<b>3095</b>	
				<b>Center Drawer C</b>	280	284	288
				<b>Keyboard Platform K</b>	218	221	225
<b>PULLS:</b>	BRUSHED CHROME <b>P \$22</b>						

**Right Full Pedestal Bow Front Desk**

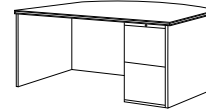


- Two box drawers
- One file drawer, letter or legal filing
- Pre-installed PROFile filing hardware
- Front locking pedestal
- Connects with return or bridge/ credenza

Freight Class: 125

<b>CVC721RB2BF</b>	72" X 36" X 29"	Cubic Ft:51.6	Ship Weight:248	<b>3005</b>	<b>3050</b>	<b>3095</b>	
				<b>Center Drawer C</b>	280	284	288
				<b>Keyboard Platform K</b>	218	221	225
<b>PULLS:</b>	BRUSHED CHROME <b>P \$33</b>						

**Right Full Pedestal Bow Front Desk**



- Two file drawer, letter or legal filing
- Pre-installed PROFile filing hardware
- Front locking pedestals
- One grommet in modesty panel

Freight Class: 125

<b>CVC721RBF</b>	72" X 36" X 29"	Cubic Ft:51.6	Ship Weight:249	<b>3005</b>	<b>3050</b>	<b>3095</b>	
				<b>Center Drawer C</b>	280	284	288
				<b>Keyboard Platform K</b>	218	221	225
<b>PULLS:</b>	BRUSHED CHROME <b>P \$22</b>						

**DESKS: Full Pedestal: Rectangular**

**Full Double Pedestal Desk**


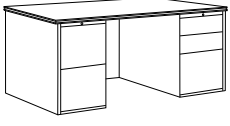
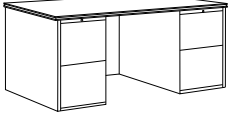
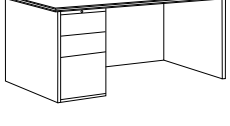
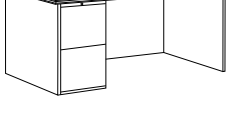
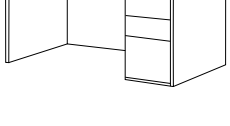
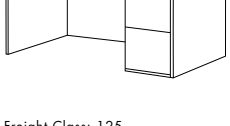


- Four box drawers
- Two file drawers, letter or legal filing
- Pre-installed PROFile filing hardware
- Front locking pedestals

Freight Class: 125

<b>CVC7202BF</b>	72" X 36" X 29"	Cubic Ft:51.6	Ship Weight:323	<b>3491</b>	<b>3543</b>	<b>3596</b>	
				<b>Center Drawer C</b>	280	284	288
				<b>Keyboard Platform K</b>	236	240	243
<b>CVC6602BF</b>	66" X 30" X 29"	Cubic Ft:40.2	Ship Weight:314	<b>3331</b>	<b>3381</b>	<b>3431</b>	
				<b>Center Drawer C</b>	267	271	275
				<b>Keyboard Platform K</b>	236	240	243
<b>PULLS:</b>	BRUSHED CHROME <b>P \$66</b>						



		ZONE PRICING			1	2	3		
 <ul style="list-style-type: none"> <li>• Two box drawers</li> <li>• Three file drawers, letter or legal filing</li> <li>• Pre-installed PROFile filing hardware</li> <li>• Front locking pedestal</li> </ul>	<b>CVC7202BFF</b>	<b>QS</b>	72" X 36" X 29"	Cubic Ft:51.6	Ship Weight:336	<b>3491</b>	<b>3543</b>	<b>3596</b>	
						Center Drawer <b>C</b>	280	284	288
						Keyboard Platform <b>K</b>	236	240	243
	<b>CVC6602BFF</b>		66" X 30" X 29"	Cubic Ft:40.2	Ship Weight:315	<b>3331</b>	<b>3381</b>	<b>3431</b>	
						Center Drawer <b>C</b>	267	271	275
						Keyboard Platform <b>K</b>	236	240	243
						<b>PULLS:</b>	BRUSHED CHROME <b>P \$55</b>		
Freight Class: 125									
 <ul style="list-style-type: none"> <li>• Two box drawers</li> <li>• Three file drawers, letter or legal filing</li> <li>• Pre-installed PROFile filing hardware</li> <li>• Front locking pedestals</li> </ul>	<b>CVC720F2BF</b>	<b>QS</b>	72" X 36" X 29"	Cubic Ft:51.6	Ship Weight:336	<b>3491</b>	<b>3543</b>	<b>3596</b>	
						Center Drawer <b>C</b>	280	284	288
						Keyboard Platform <b>K</b>	236	240	243
	<b>CVC660F2BF</b>		66" X 30" X 29"	Cubic Ft:40.2	Ship Weight:315	<b>3331</b>	<b>3381</b>	<b>3431</b>	
						Center Drawer <b>C</b>	267	271	275
						Keyboard Platform <b>K</b>	236	240	243
						<b>PULLS:</b>	BRUSHED CHROME <b>P \$55</b>		
Freight Class: 125									
 <ul style="list-style-type: none"> <li>• Four file drawers, letter or legal filing</li> <li>• Pre-installed PROFile filing hardware</li> <li>• Front locking pedestals</li> </ul>	<b>CVC720F</b>		72" X 36" X 29"	Cubic Ft:51.6	Ship Weight:338	<b>3491</b>	<b>3543</b>	<b>3596</b>	
						Center Drawer <b>C</b>	280	284	288
						Keyboard Platform <b>K</b>	236	240	243
	<b>CVC660F</b>		66" X 30" X 29"	Cubic Ft:40.2	Ship Weight:316	<b>3331</b>	<b>3381</b>	<b>3431</b>	
						Center Drawer <b>C</b>	267	271	275
						Keyboard Platform <b>K</b>	236	240	243
						<b>PULLS:</b>	BRUSHED CHROME <b>P \$44</b>		
Freight Class: 125									
 <ul style="list-style-type: none"> <li>• Two box drawers</li> <li>• One file drawer, letter or legal filing</li> <li>• Pre-installed PROFile filing hardware</li> <li>• Front locking pedestal</li> <li>• Connects with return or bridge/credenza</li> </ul>	<b>CVC721L2BF</b>		72" X 36" X 29"	Cubic Ft:51.6	Ship Weight:248	<b>2852</b>	<b>2895</b>	<b>2938</b>	
						Center Drawer <b>C</b>	280	284	288
						Keyboard Platform <b>K</b>	218	221	225
	<b>CVC651L2BF</b>		66" X 30" X 29"	Cubic Ft:40.2	Ship Weight:241	<b>2692</b>	<b>2732</b>	<b>2773</b>	
						Center Drawer <b>C</b>	267	271	275
						Keyboard Platform <b>K</b>	218	221	225
						<b>PULLS:</b>	BRUSHED CHROME <b>P \$33</b>		
Freight Class: 125									
 <ul style="list-style-type: none"> <li>• Two file drawers, letter or legal filing</li> <li>• Pre-installed PROFile filing hardware</li> <li>• Front locking pedestal</li> <li>• Connects with return or bridge/credenza</li> </ul>	<b>CVC721LF</b>		72" X 36" X 29"	Cubic Ft:51.6	Ship Weight:264	<b>2852</b>	<b>2895</b>	<b>2938</b>	
						Center Drawer <b>C</b>	280	284	288
						Keyboard Platform <b>K</b>	218	221	225
	<b>CVC651LF</b>		66" X 30" X 29"	Cubic Ft:40.2	Ship Weight:242	<b>2692</b>	<b>2732</b>	<b>2773</b>	
						Center Drawer <b>C</b>	267	271	275
						Keyboard Platform <b>K</b>	218	221	225
						<b>PULLS:</b>	BRUSHED CHROME <b>P \$22</b>		
Freight Class: 125									
 <ul style="list-style-type: none"> <li>• Two box drawers</li> <li>• One file drawer, letter or legal filing</li> <li>• Pre-installed PROFile filing hardware</li> <li>• Front locking pedestal</li> <li>• Connects with return of bridge/credenza</li> </ul>	<b>CVC721R2BF</b>		72" X 36" X 29"	Cubic Ft:51.6	Ship Weight:248	<b>2852</b>	<b>2895</b>	<b>2938</b>	
						Center Drawer <b>C</b>	280	284	288
						Keyboard Platform <b>K</b>	218	221	225
	<b>CVC651R2BF</b>		66" X 30" X 29"	Cubic Ft:40.2	Ship Weight:241	<b>2692</b>	<b>2732</b>	<b>2773</b>	
						Center Drawer <b>C</b>	267	271	275
						Keyboard Platform <b>K</b>	218	221	225
						<b>PULLS:</b>	BRUSHED CHROME <b>P \$33</b>		
Freight Class: 125									
 <ul style="list-style-type: none"> <li>• Two file drawers, letter or legal filing</li> <li>• Pre-installed PROFile filing hardware</li> <li>• Front locking pedestal</li> <li>• Connects with return or bridge/credenza</li> </ul>	<b>CVC721RF</b>		72" X 36" X 29"	Cubic Ft:51.6	Ship Weight:264	<b>2852</b>	<b>2895</b>	<b>2938</b>	
						Center Drawer <b>C</b>	280	284	288
						Keyboard Platform <b>K</b>	218	221	225
	<b>CVC651RF</b>		66" X 30" X 29"	Cubic Ft:40.2	Ship Weight:242	<b>2692</b>	<b>2732</b>	<b>2773</b>	
						Center Drawer <b>C</b>	267	271	275
						Keyboard Platform <b>K</b>	218	221	225
						<b>PULLS:</b>	BRUSHED CHROME <b>P \$22</b>		
Freight Class: 125									

CONTEMPORARY VENEER



ZONE  
PRICING

1

2

3

**DESKS: 3/4 Pedestal: Bow Front**

**Double 3/4 Pedestal Bow Front Desk**



- Two box drawers
- Two file drawers, letter or legal filing
- Pre-installed PROFile filing hardware
- Front locking pedestals

Freight Class: 125

<b>CVC720B</b>	<b>QS</b>	72" X 36" X 29"	Cubic Ft:51.6	Ship Weight:291	<b>2928</b>	<b>2972</b>	<b>3016</b>
				<b>Center Drawer C</b>	280	284	288
				<b>Keyboard Platform K</b>	236	240	243
<b>PULLS:</b> BRUSHED CHROME <b>P \$44</b>							

**Left 3/4 Pedestal Bow Front Desk**



- One box drawer
- One file drawer, letter or legal filing
- Pre-installed PROFile filing hardware
- Front locking pedestal
- Connects with return or bridge/ credenza

Freight Class: 125

<b>CVC721LB</b>	<b>QS</b>	72" X 36" X 29"	Cubic Ft:51.6	Ship Weight:233	<b>2650</b>	<b>2690</b>	<b>2730</b>
				<b>Center Drawer C</b>	280	284	288
				<b>Keyboard Platform K</b>	218	221	225
<b>PULLS:</b> BRUSHED CHROME <b>P \$22</b>							

**Right 3/4 Pedestal Bow Front Desk**



- One box drawer
- One file drawer, letter or legal filing
- Pre-installed PROFile filing hardware
- Front locking pedestal
- Connects with return or bridge/ credenza

Freight Class: 125

<b>CVC721RB</b>	<b>QS</b>	72" X 36" X 29"	Cubic Ft:51.6	Ship Weight:233	<b>2650</b>	<b>2690</b>	<b>2730</b>
				<b>Center Drawer C</b>	280	284	288
				<b>Keyboard Platform K</b>	218	221	225
<b>PULLS:</b> BRUSHED CHROME <b>P \$22</b>							

**DESKS: 3/4 Pedestal: Rectangular**

**Double 3/4 Pedestal Desk**

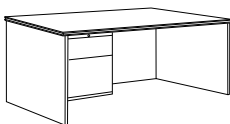


- Two box drawers
- Two file drawers, letter or legal filing
- Pre-installed PROFile filing hardware
- Front locking pedestals

Freight Class: 125

<b>CVC720</b>	<b>QS</b>	72" X 36" X 29"	Cubic Ft:51.6	Ship Weight:306	<b>2788</b>	<b>2830</b>	<b>2872</b>
				<b>Center Drawer C</b>	280	284	288
				<b>Keyboard Platform K</b>	236	240	243
<b>CVC660</b>	<b>QS</b>	66" X 30" X 29"	Cubic Ft:40.2	Ship Weight:284	<b>2616</b>	<b>2655</b>	<b>2694</b>
				<b>Center Drawer C</b>	267	271	275
				<b>Keyboard Platform K</b>	236	240	243
<b>PULLS:</b> BRUSHED CHROME <b>P \$44</b>							

**Left 3/4 Pedestal Desk**



- One box drawer
- One file drawer, letter or legal filing
- Pre-installed PROFile filing hardware
- Front locking pedestal
- Connects with return or bridge/ credenza

Freight Class: 125

<b>CVC721L</b>	<b>QS</b>	72" X 36" X 29"	Cubic Ft:51.6	Ship Weight:249	<b>2508</b>	<b>2546</b>	<b>2583</b>
				<b>Center Drawer C</b>	280	284	288
				<b>Keyboard Platform K</b>	218	221	225
<b>CVC651L</b>	<b>QS</b>	66" X 30" X 29"	Cubic Ft:40.2	Ship Weight:226	<b>2336</b>	<b>2371</b>	<b>2406</b>
				<b>Center Drawer C</b>	267	271	275
				<b>Keyboard Platform K</b>	218	221	225
<b>PULLS:</b> BRUSHED CHROME <b>P \$22</b>							

**Right 3/4 Pedestal Desk**



- One box drawer
- One file drawer, letter or legal filing
- Pre-installed PROFile filing hardware
- Front locking pedestal
- Connects with return or bridge/ credenza

Freight Class: 125

<b>CVC721R</b>	<b>QS</b>	72" X 36" X 29"	Cubic Ft:51.6	Ship Weight:249	<b>2508</b>	<b>2546</b>	<b>2583</b>
				<b>Center Drawer C</b>	280	284	288
				<b>Keyboard Platform K</b>	218	221	225
<b>CVC651R</b>	<b>QS</b>	66" X 30" X 29"	Cubic Ft:40.2	Ship Weight:226	<b>2336</b>	<b>2371</b>	<b>2406</b>
				<b>Center Drawer C</b>	267	271	275
				<b>Keyboard Platform K</b>	218	221	225
<b>PULLS:</b> BRUSHED CHROME <b>P \$22</b>							

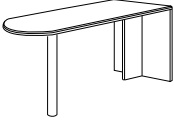
CONTEMPORARY VENEER



ZONE PRICING	1	2	3
--------------	---	---	---

## DESKS: Computer & Peninsula:

### Peninsula Desk



- End support panel
- Steel support cylinder in black finish, 4" in diameter
- Leveling glide in cylinder
- Connects with return or bridge/credenza
- Assembly required

Freight Class: 125

<b>CVC799</b>	72" X 36" X 29"	Cubic Ft:16.0	Ship Weight:146	<b>1335</b>	<b>1355</b>	<b>1375</b>
---------------	-----------------	---------------	-----------------	-------------	-------------	-------------

### Computer Corner Unit



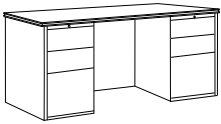
- One wire management grommet in top
- Use with returns or bridges/credenzas

Freight Class: 125

<b>CVC449</b>	42" X 42" X 29"	Cubic Ft:34.3	Ship Weight:165	<b>1517</b>	<b>1540</b>	<b>1563</b>
			<b>Keyboard Platform K</b>	218	221	225

## CREDENZAS: Full Pedestal: *Double Pedestal*

### Full Double Pedestal Credenza

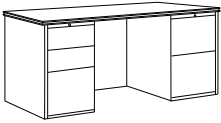


- Four box drawers
- Two file drawer, letter or legal filing
- Pre-installed PROFile filing hardware
- Front locking pedestals
- One grommet in modesty panel

Freight Class: 125

<b>CVC7042BF</b>	<b>QS</b>	72" X 24" X 29"	Cubic Ft:35.7	Ship Weight:279	<b>2993</b>	<b>3038</b>	<b>3083</b>
				<b>Center Drawer C</b>	280	284	288
				<b>Keyboard Platform K</b>	236	240	243
			<b>PULLS:</b>	BRUSHED CHROME <b>P \$66</b>			

### Full Double Pedestal Credenza

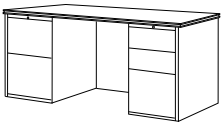


- Two box drawers
- Three file drawers, letter or legal filing
- Pre-installed PROFile filing hardware
- Front locking pedestals
- One grommet in modesty panel

Freight Class: 125

<b>CVC7042BFF</b>		72" X 24" X 29"	Cubic Ft:35.7	Ship Weight:278	<b>2993</b>	<b>3038</b>	<b>3083</b>
				<b>Center Drawer C</b>	280	284	288
				<b>Keyboard Platform K</b>	236	240	243
			<b>PULLS:</b>	BRUSHED CHROME <b>P \$55</b>			

### Full Double Pedestal Credenza

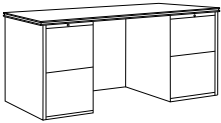


- Two box drawers
- Three file drawers, letter or legal filing
- Pre-installed PROFile filing hardware
- Front locking pedestals
- One grommet in modesty panel

Freight Class: 125

<b>CVC704F2BF</b>	<b>QS</b>	72" X 24" X 29"	Cubic Ft:35.7	Ship Weight:278	<b>2993</b>	<b>3038</b>	<b>3083</b>
				<b>Center Drawer C</b>	280	284	288
				<b>Keyboard Platform K</b>	236	240	243
			<b>PULLS:</b>	BRUSHED CHROME <b>P \$55</b>			

### Full Double Pedestal Credenza



- Four file drawer, letter or legal filing
- Pre-installed PROFile filing hardware
- Front locking pedestals
- One grommet in modesty panel

Freight Class: 125

<b>CVC704F</b>		72" X 24" X 29"	Cubic Ft:35.7	Ship Weight:277	<b>2993</b>	<b>3038</b>	<b>3083</b>
				<b>Center Drawer C</b>	280	284	288
				<b>Keyboard Platform K</b>	236	240	243
			<b>PULLS:</b>	BRUSHED CHROME <b>P \$44</b>			

CONTEMPORARY VENEER

ZONE  
PRICING

**1 2 3**

**CREDENZAS: Full Pedestal: *Single Pedestal***

**Left Lateral File Credenza**

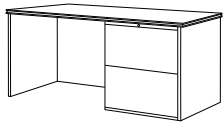


- Two lateral file drawers
- Front locking pedestal
- Connects with bridge/desk or return
- Pre-installed PROFile filing hardware

Freight Class: 125

<b>CVC733L</b>	72" X 24" X 29"	Cubic Ft:35.7	Ship Weight:234	<b>2438</b>	<b>2475</b>	<b>2511</b>
<b>PULLS:</b> BRUSHED CHROME <b>P \$22</b>						

**Right Lateral File Credenza**

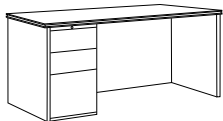


- Two lateral file drawers, letter or legal filing
- Front locking pedestal
- Connects with bridge/desk or return
- Pre-installed PROFile filing hardware

Freight Class: 125

<b>CVC733R</b>	72" X 24" X 29"	Cubic Ft:35.7	Ship Weight:234	<b>2438</b>	<b>2475</b>	<b>2511</b>
<b>PULLS:</b> BRUSHED CHROME <b>P \$22</b>						

**Left Full Pedestal Credenza**

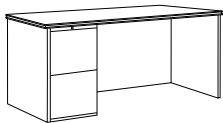


- Two box drawers
- One file drawer, letter or legal filing
- Pre-installed PROFile filing hardware
- Front locking pedestal
- Connects with bridge/desk or return
- One grommet in modesty panel

Freight Class: 125

<b>CVC725L2BF</b>	72" X 24" X 29"	Cubic Ft:35.7	Ship Weight:215	<b>2363</b>	<b>2398</b>	<b>2434</b>	
				<b>Center Drawer C</b>	280	284	288
				<b>Keyboard Platform K</b>	218	221	225
<b>PULLS:</b> BRUSHED CHROME <b>P \$33</b>							

**Left Full Pedestal Credenza**

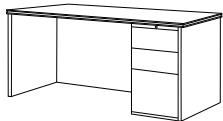


- Two file drawers, letter or legal filing
- Pre-installed PROFile filing hardware
- Front locking pedestal
- Connects with bridge/desk or return
- One grommet in modesty panel

Freight Class: 125

<b>CVC725LF</b>	72" X 24" X 29"	Cubic Ft:35.7	Ship Weight:214	<b>2363</b>	<b>2398</b>	<b>2434</b>	
				<b>Center Drawer C</b>	280	284	288
				<b>Keyboard Platform K</b>	218	221	225
<b>PULLS:</b> BRUSHED CHROME <b>P \$22</b>							

**Right Full Pedestal Credenza**

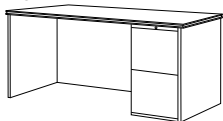


- Two box drawers
- One file drawer, letter or legal filing
- Pre-installed PROFile filing hardware
- Front locking pedestal
- Connects with bridge/desk or return
- One grommet in modesty panel

Freight Class: 125

<b>CVC725R2BF</b>	72" X 24" X 29"	Cubic Ft:35.7	Ship Weight:215	<b>2363</b>	<b>2398</b>	<b>2434</b>	
				<b>Center Drawer C</b>	280	284	288
				<b>Keyboard Platform K</b>	218	221	225
<b>PULLS:</b> BRUSHED CHROME <b>P \$33</b>							

**Right Full Pedestal Credenza**



- Two file drawers, letter or legal filing
- Pre-installed PROFile filing hardware
- Front locking pedestal
- Connects with bridge/desk or return
- One grommet in modesty panel

Freight Class: 125

<b>CVC725RF</b>	72" X 24" X 29"	Cubic Ft:35.7	Ship Weight:214	<b>2363</b>	<b>2398</b>	<b>2434</b>	
				<b>Center Drawer C</b>	280	284	288
				<b>Keyboard Platform K</b>	218	221	225
<b>PULLS:</b> BRUSHED CHROME <b>P \$22</b>							

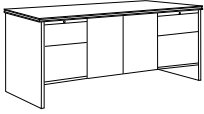
CONTEMPORARY VENEER



ZONE PRICING	1	2	3
--------------	---	---	---

## CREDENZAS: 3/4 Pedestal:

### 3/4 Pedestal Storage Credenza



- Two box drawers
- Two file drawers, letter or legal filing
- Pre-installed PROFile filing hardware
- Front locking pedestals
- Storage compartments in center with two hinged doors

Freight Class: 125

<b>CVC714</b>	72" X 24" X 29"	Cubic Ft:35.7	Ship Weight:296	<b>2780</b>	<b>2822</b>	<b>2863</b>
---------------	-----------------	---------------	-----------------	-------------	-------------	-------------

**PULLS:** BRUSHED CHROME **P \$66**

### 3/4 Pedestal Computer Credenza



- Two box drawers
- Two file drawers, letter or legal filing
- Pre-installed PROFile filing hardware
- Front locking pedestals

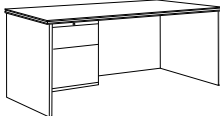
Freight Class: 125

<b>CVC704</b>	<b>QS</b>	72" X 24" X 29"	Cubic Ft:35.7	Ship Weight:263	<b>2444</b>	<b>2481</b>	<b>2517</b>
---------------	-----------	-----------------	---------------	-----------------	-------------	-------------	-------------

<b>Center Drawer C</b>	280	284	288
<b>Keyboard Platform K</b>	236	240	243

**PULLS:** BRUSHED CHROME **P \$44**

### Left 3/4 Pedestal Credenza



- One box drawer
- One file drawer, letter or legal filing
- Pre-installed PROFile filing hardware
- Front locking pedestal
- Use with return or bridge/desk

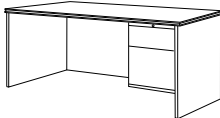
Freight Class: 125

<b>CVC725L</b>	<b>QS</b>	72" X 24" X 29"	Cubic Ft:35.7	Ship Weight:207	<b>2090</b>	<b>2121</b>	<b>2153</b>
----------------	-----------	-----------------	---------------	-----------------	-------------	-------------	-------------

<b>Center Drawer C</b>	280	284	288
<b>Keyboard Platform K</b>	218	221	225

**PULLS:** BRUSHED CHROME **P \$22**

### Right 3/4 Pedestal Credenza



- One box drawer
- One file drawer, letter or legal filing
- Pre-installed PROFile filing hardware
- Front locking pedestal
- Connects with return or bridge/desk

Freight Class: 125

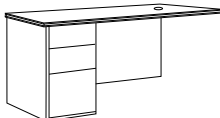
<b>CVC725R</b>	<b>QS</b>	72" X 24" X 29"	Cubic Ft:35.7	Ship Weight:207	<b>2090</b>	<b>2121</b>	<b>2153</b>
----------------	-----------	-----------------	---------------	-----------------	-------------	-------------	-------------

<b>Center Drawer C</b>	280	284	288
<b>Keyboard Platform K</b>	218	221	225

**PULLS:** BRUSHED CHROME **P \$22**

## RETURNS & BRIDGES:

### Left Full Pedestal Return



- Two box drawers
- One file drawer, letter or legal filing
- Pre-installed PROFile filing hardware
- Front locking pedestal
- One grommet in top
- Reverse coped edge
- Common grain direction

Freight Class: 125

<b>CVC722L2BF</b>	48" X 24" X 29"	Cubic Ft:24.3	Ship Weight:181	<b>1800</b>	<b>1827</b>	<b>1854</b>
-------------------	-----------------	---------------	-----------------	-------------	-------------	-------------

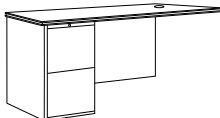
<b>Keyboard Platform K</b>	218	221	225
----------------------------	-----	-----	-----

<b>CVC622L2BF</b>	42" X 24" X 29"	Cubic Ft:21.8	Ship Weight:171	<b>1642</b>	<b>1667</b>	<b>1691</b>
-------------------	-----------------	---------------	-----------------	-------------	-------------	-------------

<b>Keyboard Platform K</b>	218	221	225
----------------------------	-----	-----	-----

**PULLS:** BRUSHED CHROME **P \$33**

### Left Full Pedestal Return



- Two file drawers, letter or legal filing
- Pre-installed PROFile filing hardware
- Front locking pedestal
- One grommet in top
- Reverse coped edge
- Common grain direction

Freight Class: 125

<b>CVC722LF</b>	48" X 24" X 29"	Cubic Ft:24.3	Ship Weight:180	<b>1800</b>	<b>1827</b>	<b>1854</b>
-----------------	-----------------	---------------	-----------------	-------------	-------------	-------------

<b>Keyboard Platform K</b>	218	221	225
----------------------------	-----	-----	-----

<b>CVC622LF</b>	42" X 24" X 29"	Cubic Ft:21.8	Ship Weight:170	<b>1642</b>	<b>1667</b>	<b>1691</b>
-----------------	-----------------	---------------	-----------------	-------------	-------------	-------------

<b>Keyboard Platform K</b>	218	221	225
----------------------------	-----	-----	-----

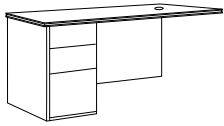
**PULLS:** BRUSHED CHROME **P \$22**

CONTEMPORARY VENEER

ZONE  
PRICING

**1**   **2**   **3**

**Right Full Pedestal Return**

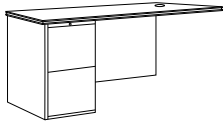


- Two box drawers
- One file drawer, letter or legal filing
- Pre-installed PROFile filing hardware
- Front locking pedestal
- One grommet in top
- Reverse coped edge
- Common grain direction

Freight Class: 125

<b>CVC722R2BF</b>	48" X 24" X 29"	Cubic Ft:24.3	Ship Weight:181	<b>1800</b>	<b>1827</b>	<b>1854</b>
			<b>Keyboard Platform K</b>	218	221	225
<b>CVC622R2BF</b>	42" X 24" X 29"	Cubic Ft:21.8	Ship Weight:171	<b>1642</b>	<b>1667</b>	<b>1691</b>
			<b>Keyboard Platform K</b>	218	221	225
<b>PULLS:</b> BRUSHED CHROME <b>P \$33</b>						

**Right Full Pedestal Return**



- Two file drawers, letter or legal filing
- Pre-installed PROFile filing hardware
- Front locking pedestal
- One grommet in top
- Reverse coped edge
- Common grain direction

Freight Class: 125

<b>CVC722RF</b>	48" X 24" X 29"	Cubic Ft:24.3	Ship Weight:180	<b>1800</b>	<b>1827</b>	<b>1854</b>
			<b>Keyboard Platform K</b>	218	221	225
<b>CVC622RF</b>	42" X 24" X 29"	Cubic Ft:21.8	Ship Weight:170	<b>1642</b>	<b>1667</b>	<b>1691</b>
			<b>Keyboard Platform K</b>	218	221	225
<b>PULLS:</b> BRUSHED CHROME <b>P \$22</b>						

**Left 3/4 Pedestal Return**



- One box drawer
- One file drawer, letter or legal filing
- Pre-installed PROFile filing hardware
- Front locking pedestal
- One grommet in top
- Reversed coped edge for smooth worksurface connection
- Common grain direction with desk

Freight Class: 125

<b>CVC722L</b>	<b>QS</b>	48" X 24" X 29"	Cubic Ft:24.3	Ship Weight:173	<b>1526</b>	<b>1549</b>	<b>1572</b>
				<b>Keyboard Platform K</b>	218	221	225
<b>CVC622L</b>		42" X 24" X 29"	Cubic Ft:21.8	Ship Weight:163	<b>1368</b>	<b>1389</b>	<b>1409</b>
				<b>Keyboard Platform K</b>	218	221	225
<b>PULLS:</b> BRUSHED CHROME <b>P \$22</b>							

**Right 3/4 Pedestal Return**

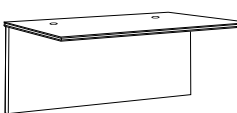


- One box drawer
- One file drawer, letter or legal filing
- Pre-installed PROFile filing hardware
- Front locking pedestal
- One grommet in top
- Reversed coped edge for smooth worksurface connection
- Common grain direction with desk

Freight Class: 125

<b>CVC722R</b>	<b>QS</b>	48" X 24" X 29"	Cubic Ft:24.3	Ship Weight:173	<b>1526</b>	<b>1549</b>	<b>1572</b>
				<b>Keyboard Platform K</b>	218	221	225
<b>CVC622R</b>		42" X 24" X 29"	Cubic Ft:21.8	Ship Weight:163	<b>1368</b>	<b>1389</b>	<b>1409</b>
				<b>Keyboard Platform K</b>	218	221	225
<b>PULLS:</b> BRUSHED CHROME <b>P \$22</b>							

**Bridge**



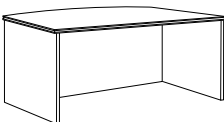
- Two wire management grommets
- Reversed coped edges for smooth worksurface connections
- Common grain direction with desk and credenza

Freight Class: 100

<b>CVC485</b>	<b>QS</b>	48" X 24" X 29"	Cubic Ft:4.0	Ship Weight:95	<b>845</b>	<b>858</b>	<b>870</b>
<b>CVC484</b>	<b>QS</b>	42" X 24" X 29"	Cubic Ft:4.0	Ship Weight:80	<b>724</b>	<b>735</b>	<b>746</b>

**SHELLS:**

**Bow Front Desk Shell**



- Open desk shell for maximum flexibility in configuration
- Use with return or bridge/credenza

Freight Class: 125

<b>CVC710B</b>	<b>QS</b>	72" X 36" X 29"	Cubic Ft:51.6	Ship Weight:175	<b>2368</b>	<b>2404</b>	<b>2439</b>
----------------	-----------	-----------------	---------------	-----------------	-------------	-------------	-------------

CONTEMPORARY VENEER



		ZONE PRICING		
		1	2	3

### Desk Shell



- Open desk shell for maximum flexibility in configuration
- Use with return or bridge/credenza

Freight Class: 125

<b>CVC710</b>	<b>QS</b>	72" X 36" X 29"	Cubic Ft:51.6	Ship Weight:190	<b>2228</b>	<b>2261</b>	<b>2295</b>
<b>CVC650</b>	<b>QS</b>	66" X 30" X 29"	Cubic Ft:40.2	Ship Weight:168	<b>2055</b>	<b>2086</b>	<b>2117</b>

### Credenza Shell



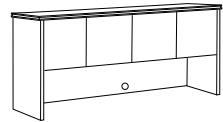
- Open credenza shell for maximum flexibility in configuration
- Use with return or bridge/desk

Freight Class: 125

<b>CVC724</b>	<b>QS</b>	72" X 24" X 29"	Cubic Ft:35.7	Ship Weight:151	<b>1737</b>	<b>1763</b>	<b>1789</b>
---------------	-----------	-----------------	---------------	-----------------	-------------	-------------	-------------

## FILES, BOOKCASES & OVERHEAD STORAGE:

### Overhead Storage

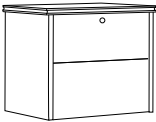


- Two storage compartment behind four doors
- 19" clearance under doors
- Grommet in back panel

Freight Class: 125

<b>CVC727</b>	<b>QS</b>	72" X 16" X 36"	Cubic Ft:33.6	Ship Weight:192	<b>2382</b>	<b>2418</b>	<b>2453</b>	
					<b>Task Light T</b>	<b>\$121.00</b>	<b>\$123.00</b>	<b>\$125.00</b>
<b>PULLS:</b>					<b>BRUSHED CHROME P \$44</b>	<b>LOCKS</b>		<b>\$150.00 Y</b>

### Lateral File

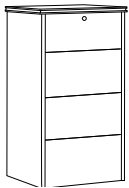


- Two lateral file drawers, letter or legal filing
- Pre-installed ProFile filing hardware
- Front central locking
- Anti-tilt allows for only one drawer to open at a time

Freight Class: 100

<b>CVC346</b>	<b>QS</b>	37" X 24" X 29"	Cubic Ft:19.5	Ship Weight:184	<b>1979</b>	<b>2009</b>	<b>2038</b>
<b>PULLS:</b>					<b>BRUSHED CHROME P \$22</b>		

### 4-Drawer Lateral File



- Four lateral file drawers, letter or legal filing
- Pre-installed PROFile filing hardware
- Central locking on front
- Anti-tilt mechanism prevents more than one drawer opening at one time.
- Finished back panel
- Hardwood bottom support rail secured with metal bracket on each end

Freight Class: 125

<b>CVC426</b>		37.75" X 24" X 54.5"	Cubic Ft:35.5	Ship Weight:392	<b>2431</b>	<b>2467</b>	<b>2504</b>
<b>PULLS:</b>					<b>BRUSHED CHROME P \$44</b>		

### 65" High Bookcase



- Two adjustable shelves
- Bottom and middle shelves fixed
- All shelves are 1" thick
- Back panel is finished both sides

Freight Class: 125

<b>CVC65</b>	<b>QS</b>	36" X 14" X 65"	Cubic Ft:31.1	Ship Weight:150	<b>1533</b>	<b>1556</b>	<b>1579</b>
--------------	-----------	-----------------	---------------	-----------------	-------------	-------------	-------------

### 30" High Bookcase



- One adjustable shelf
- 1" thick shelf
- Concave edge profile at top
- Finished back panel

Freight Class: 125

<b>CVC30</b>	<b>QS</b>	36" X 14" X 30"	Cubic Ft:15.0	Ship Weight:85	<b>1028</b>	<b>1043</b>	<b>1059</b>
--------------	-----------	-----------------	---------------	----------------	-------------	-------------	-------------

CONTEMPORARY VENEER

ZONE  
PRICING

**1 2 3**

**48" High Bookcase**



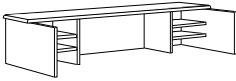
- Two adjustable shelves
- 1" thick shelves
- Concave edge profile in top
- Finished back panel

Freight Class: 125

<b>CVC48</b>	<b>QS</b>	36" X 14" X 48"	Cubic Ft:23.2	Ship Weight:128	<b>1133</b>	<b>1150</b>	<b>1167</b>
--------------	-----------	-----------------	---------------	-----------------	-------------	-------------	-------------

**ADDITIONAL ITEMS:**

**Reception Screen for Main**



- Fits 72" x 36" desks
- Four adjustable shelves
- Non-skid rubber strips on bottom prohibit movement

Freight Class: 70

<b>CVC709</b>		72" X 36" X 14"	Cubic Ft:31.9	Ship Weight:150	<b>1970</b>	<b>2000</b>	<b>2029</b>
---------------	--	-----------------	---------------	-----------------	-------------	-------------	-------------

**Reception Screen for Return**

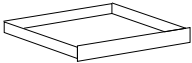


- Fits 48" x 24" executive height return
- Hardware included to join to main reception screen
- 611L fits left return
- 611R fits right return
- Assembly required

Freight Class: 70

<b>CVC611L</b>		48" X 24" X 13"	Cubic Ft:1.5	Ship Weight:27	<b>471</b>	<b>478</b>	<b>485</b>
<b>CVC611R</b>		48" X 24" X 13"	Cubic Ft:1.5	Ship Weight:27	<b>471</b>	<b>478</b>	<b>485</b>

**Center Drawer**

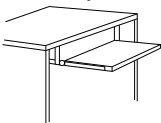


- CVC66CTRS Fits 66" single pedestal desks in L-shaped & U-shaped workstations
- CVC66CTRD Fits 66" double pedestal desks & credenzas
- CVC72CTRS Fits 72" single pedestal desks & credenzas
- CVC72CTRD Fits 72" double pedestal desk & credenzas

Freight Class: 100

<b>CVC66CTRS</b>	<b>QS</b>	21.75" X 18.75" X 3"	Cubic Ft:2.0	Ship Weight:12	<b>267</b>	<b>271</b>	<b>275</b>
<b>CVC66CTRD</b>	<b>QS</b>	26" X 18.75" X 3"	Cubic Ft:2.0	Ship Weight:13	<b>267</b>	<b>271</b>	<b>275</b>
<b>CVC72CTRS</b>	<b>QS</b>	27.5" X 18.75" X 3"	Cubic Ft:2.2	Ship Weight:14	<b>280</b>	<b>284</b>	<b>288</b>
<b>CVC72CTRD</b>	<b>QS</b>	32" X 18.75" X 3"	Cubic Ft:2.0	Ship Weight:15	<b>280</b>	<b>284</b>	<b>288</b>

**Pullout Keyboard Platform**



- Platform only
- CVCK21 requires 26" kneespace
- Fits single pedestal desks and credenzas with bridges or returns
- CVCK29 requires 31" kneespace
- Fits double pedestal desks, double pedestal credenzas or bridges only
- Factory installation available

Freight Class: 92.5

<b>CVCK21</b>	<b>QS</b>	22" X 18" X 2.75"	Cubic Ft:2.0	Ship Weight:13	<b>218</b>	<b>221</b>	<b>225</b>
<b>CVCK29</b>	<b>QS</b>	28" X 18" X 2.75"	Cubic Ft:2.0	Ship Weight:18	<b>236</b>	<b>240</b>	<b>243</b>



## CHARACTERISTICS

Sensation casegoods feature the beauty and variation of genuine select hardwood veneers. Unique grain pattern from piece to piece is a natural characteristic of genuine veneer and creates elegant furnishings, therefore HPFI does not guarantee matching grain pattern. All horizontal and vertical surfaces are veneer protected with durable catalyzed lacquer. Desk pads and/or glass with standoffs will further protect real wood surfaces. A semi-filled, satin style finish creates an elegant, understated presentation. All panels are 3-ply construction with medium density fiberboard (MDF) core and veneer top and bottom. Edges are CNC-shaped, then hand-finished to complement the collection.

## FINISH CHOICES

Sensation is offered in two finishes, complementing all other HPFI veneer collections.

**C** Honey Cherry

**M** Rouge Mahogany

Variation in color is an expected and natural characteristic of real wood. Minor variation in color may occur even with pieces finished at the same time. Aging and light exposure will darken wood. Therefore, HPFI does not guarantee exact color match.

## PEDESTALS

Choose any pedestal to customize drawer configurations to individual preference. All choices are the same price.

**3** Box/Box/File

**5** File/File

**7** Left Box/Box/File & Right File/File

**9** Left File/File & Right Box/Box/File

## PULLS: STANDARD

Sensation features an ergonomically shaped, unique oval pull with smooth, nickel finish. Finger pulls standard on all overhead storage units.

## SPECIFICATIONS *Case & Top*

### Tops

- 1" thick, 3-ply balanced panel construction
- Common grain direction between desk/return/bridge credenza
- Reverse-cope edges on bridge and returns for smooth worksurface connections

### Edges

- Shaped MDF with reverse-step edge profile

### Pedestals

- Contemporary rectilinear pedestal molding; levelers included

### Construction

- Dowels/glue, wood cleats, metal brackets, screws and mechanical fasteners

## Modesty Panel

- Straight at bottom
- Slight inset; attached with black metal L brackets/screws
- ¾" thick with veneer face and back
- 72" desks available with optional aluminum/frosted modesty panel (models 701)

## Assembly

- Fully assembled (except bridge, table and TriCabinet)

## SPECIFICATIONS *Drawers*

### Drawers

- 5-sided construction with replaceable fronts
- Fronts ¾" thick core with veneer surfaces

### Box

- 7/16" thick hardwood veneer interiors

### Bottom

- 1/8" thick plywood

## SUSPENSIONS

### Box Drawer

- ¾-extension, steel ball-bearing

### File Drawer

- Full-extension, steel ball-bearing

### Lateral File

- Full-extension, steel ball-bearing

## FILING

Steel and black molded polymer hardware included.

### File Drawer

- Legal (side-to-side) & Letter (front-to-back and side-to-side)

### Lateral File

- Legal (side-to-side) & Letter (front-to-back and side-to-side)

### Capacity

- Lateral file is built for filing.
- Maximum 40 lb bottom load.

## WIRE MANAGEMENT

See features for number of grommets and location. Additional grommets can be added for extended wire management capability at \$106 list per grommet. Includes factory cut and installed grommet and black sleeve. Call for special quote. Specify location and quote number with order.

## LOCKING OPTIONAL

- Locking is optional on all pedestals at \$95 list per pedestal. Specify 'Y' at the end of the model number.
- Locks are added to top right corner of top drawer of pedestal.
  - All locks keyed identical unless otherwise specified. 'Key Different' option is \$21 list upcharge per lock. Locks/cores packaged to customer specifications.
  - Additional lead time for 'Key Different'.

## Pricing Examples: Locking Upcharges

- Desk with (2) Box/Box/File Pedestals  
*Add \$190 list*
- Two-Drawer Lateral File  
*Add \$95 list*
- Return with (1) File/File Pedestal  
*Add \$95 list*
- Credenza with (2) File/File Pedestals  
*Add \$190 list*

For optional locking on overhead storage units with four wood doors with no inserts, add Y to the end of the model number and add \$150 to the list price.

## ACCESSORIES *Factory-Installed*

Certain accessories can be ordered factory-installed prior to shipment. Specify appropriate designator at very end of model number and add correct list upcharge.

**C** Center Drawer

**K** Keyboard Platform

**T** Task Light

## QUICKSHIP

Quick Ship is not available on any items ordered with option.

## PACKAGING

All units are properly packed in heavy-duty cartons with reinforced corner pads. All packaging conforms to, or exceeds, specifications as outlined in the Uniform Freight Classification.

## PALLETIZATION

See page 3.

## CARE AND CLEANING INSTRUCTIONS FOR VENEER PRODUCTS

**Normal cleaning:** Wood veneer products require special care. When cleaning, it is important to use a quality window cleaner which contains no ammonia followed by a dry soft cloth to remove any dampness.

**Polish Suggestions:** To polish veneer furniture, we recommend that you use a quality furniture polish which contains no silicone followed by a dry soft cloth. Using a polish without silicone, will protect the everlasting beauty of this natural wood product.

**Warning** – Using a polish containing silicone may cloud the finish, soften, crack or lift the finish and void your warranty.

Specifications subject to change without notice.



ZONE  
PRICING

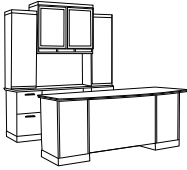
1

2

3

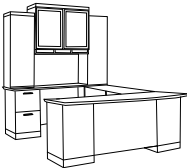
**CONFIGURATIONS:**

**Executive Office**



DESCRIPTION	MODEL NUMBER	QT	FT. CLASS	CUBIC FT.	SHIP WEIGHT			
<i>Double Pedestal Desk</i>	SV700__ 72" X 30" X 31"	1	125	49.0	257	2952	2996	3041
<i>Double Pedestal Desk Credenza</i>	SV725__ 72" X 24" X 31"	1	125	39.0	230	2749	2790	2831
<i>TriCabinet Overhead with Aluminum/Frosted Center Doors with Back Panel</i>	SV758__ 70" X 16.5" X 52.5"	1	125	38.0	265	2639	2679	2718
<b>TOTAL:</b>						126.00	752	<b>8340 8465 8590</b>

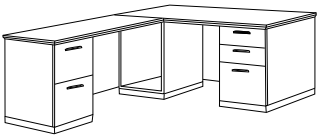
**Executive U with Overhead**



72" x 96" x 83.5"

DESCRIPTION	MODEL NUMBER	QT	FT. CLASS	CUBIC FT.	SHIP WEIGHT			
<i>Right Pedestal Desk</i>	SV700R__ 72" X 30" X 31"	1	125	49.0	235	2490	2527	2565
<i>Bridge</i>	SV484__ 42" X 24" X 31"	1	100	5.0	63	671	681	691
<i>Left Pedestal Credenza</i>	SV725L__ 72" X 24" X 31"	1	125	39.0	208	1967	1997	2026
<i>TriCabinet Overhead with Aluminum/Frosted Center Doors with Open back</i>	SV757__ 70" X 16.5" X 52.5"	1	125	38.0	255	2522	2560	2598
<b>TOTAL:</b>						131.00	761	<b>7650 7765 7880</b>

**Executive L**

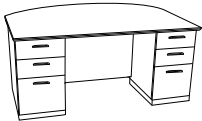


72" x 72" x 31"

DESCRIPTION	MODEL NUMBER	QT	FT. CLASS	CUBIC FT.	SHIP WEIGHT			
<i>Right Pedestal Desk</i>	SV700R__ 72" X 30" X 31"	1	125	49.0	235	2490	2527	2565
<i>Left Return</i>	SV622L__ 42" X 24" X 31"	1	125	24.0	124	1644	1669	1693
<b>TOTAL:</b>						73.00	359	<b>4134 4196 4258</b>

**DESKS: Double Pedestal:**

**Bow Front Double Pedestal Desk**

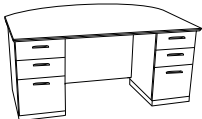


- Bow front top
- 11.5" conference overhang
- Legal or letter filing

Pedestal Option Shown:3  
Freight Class: 125

<b>SV700B__</b>	72" X 34" X 31"	Cubic Ft:58.3	Ship Weight:266	<b>3184</b>	<b>3232</b>	<b>3280</b>
				<b>Center Drawer C</b>	208	211 214
				<b>Keyboard Platform K</b>	180	183 185
<b>PEDESTAL:</b>	BOX/BOX/FILE <b>3</b>	FILE/FILE <b>5</b>	LEFT B/B/F, RIGHT F/F <b>Z</b>	LEFT F/F, RIGHT B/B/F <b>9</b>	<b>LOCKS</b>	\$190.00 <b>Y</b>

**Bow Front Double Pedestal Desk with Aluminum/Frosted Modesty Panel**



- Same features as above except:
- Includes aluminum/frosted modesty panel

Pedestal Option Shown:3  
Freight Class: 125

<b>SV701B__</b>	72" X 34" X 31"	Cubic Ft:58.3	Ship Weight:266	<b>3740</b>	<b>3796</b>	<b>3852</b>
				<b>Center Drawer C</b>	208	211 214
				<b>Keyboard Platform K</b>	180	183 185
<b>PEDESTAL:</b>	BOX/BOX/FILE <b>3</b>	FILE/FILE <b>5</b>	LEFT B/B/F, RIGHT F/F <b>Z</b>	LEFT F/F, RIGHT B/B/F <b>9</b>	<b>LOCKS</b>	\$190.00 <b>Y</b>

**Double Pedestal Desk**



- Rectangular top
- 7.5" conference overhang
- Legal or letter filing

Pedestal Option Shown:7  
Freight Class: 125

<b>SV700__</b>	72" X 30" X 31"	Cubic Ft:49.0	Ship Weight:257	<b>2952</b>	<b>2996</b>	<b>3041</b>
				<b>Center Drawer C</b>	208	211 214
				<b>Keyboard Platform K</b>	180	183 185
<b>SV660__</b>	66" X 30" X 31"	Cubic Ft:45.0	Ship Weight:249	<b>2877</b>	<b>2920</b>	<b>2963</b>
				<b>Center Drawer C</b>	208	211 214
				<b>Keyboard Platform K</b>	180	183 185
<b>PEDESTAL:</b>	BOX/BOX/FILE <b>3</b>	FILE/FILE <b>5</b>	LEFT B/B/F, RIGHT F/F <b>Z</b>	LEFT F/F, RIGHT B/B/F <b>9</b>	<b>LOCKS</b>	\$190.00 <b>Y</b>

CONTEMPORARY VENEER



ZONE PRICING	1	2	3
--------------	---	---	---

## Double Pedestal Desk with Aluminum/ Frosted Modesty Panel



- Same features as above except includes aluminum/frosted modesty panel

Pedestal Option Shown: 7  
Freight Class: 125

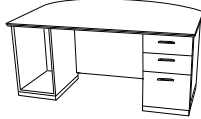
Model	Dimensions	Cubic Ft.	Ship Weight	Zone 1	Zone 2	Zone 3
SV701__	72" X 30" X 31"	49.0	257	3460	3512	3564
Center Drawer <b>C</b>				208	211	214
Keyboard Platform <b>K</b>				180	183	185
<b>PEDESTAL:</b> BOX/BOX/FILE <b>3</b> FILE/FILE <b>5</b> LEFT B/B/F, RIGHT F/F <b>Z</b> LEFT F/F, RIGHT B/B/F <b>9</b> <b>LOCKS</b> \$190.00 <b>Y</b>						

## DESKS: Single Pedestal:

### Bow Front Single Pedestal Desk



Bow Front Left Pedestal Desk



Bow Front Right Pedestal Desk

- Bow front top
- 11.5" conference overhang

- Legal or letter filing
- Extra open storage pedestal with grommet in kneespace

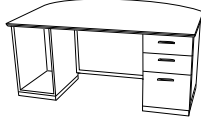
Freight Class: 125

Model	Dimensions	Cubic Ft.	Ship Weight	Zone 1	Zone 2	Zone 3
SV700LB_ (Left)	72" X 34" X 31"	58.3	244	2720	2761	2802
Center Drawer <b>C</b>				208	211	214
Keyboard Platform <b>K</b>				180	183	185
SV700RB_ (Right)	72" X 34" X 31"	58.3	244	2720	2761	2802
Center Drawer <b>C</b>				208	211	214
Keyboard Platform <b>K</b>				180	183	185
<b>PEDESTAL:</b> BOX/BOX/FILE <b>3</b> FILE/FILE <b>5</b> <b>LOCKS</b> \$95.00 <b>Y</b>						

### Bow Front Single Pedestal Desk with Aluminum/ Frosted Modesty Panel



Bow Front Left Pedestal Desk



Bow Front Right Pedestal Desk

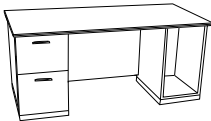
- Same features as above except:

- Includes aluminum/frosted modesty panel

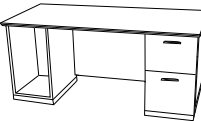
Freight Class: 125

Model	Dimensions	Cubic Ft.	Ship Weight	Zone 1	Zone 2	Zone 3
SV701LB_ (Left)	72" X 34" X 31"	58.3	244	3184	3232	3280
Center Drawer <b>C</b>				208	211	214
Keyboard Platform <b>K</b>				180	183	185
SV701RB_ (Right)	72" X 34" X 31"	58.3	244	3184	3232	3280
Center Drawer <b>C</b>				208	211	214
Keyboard Platform <b>K</b>				180	183	185
<b>PEDESTAL:</b> BOX/BOX/FILE <b>3</b> FILE/FILE <b>5</b> <b>LOCKS</b> \$95.00 <b>Y</b>						

### Single Pedestal Desk



Left Pedestal Desk



Right Pedestal Desk


- Rectangular top
- 7.5" conference overhang

- Legal or letter filing
- Extra open storage pedestal with grommet in kneespace

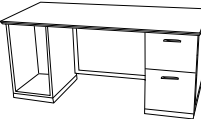
Freight Class: 125

Model	Dimensions	Cubic Ft.	Ship Weight	Zone 1	Zone 2	Zone 3
SV700L_ (Left)	72" X 30" X 31"	49.0	235	2490	2527	2565
Center Drawer <b>C</b>				208	211	214
Keyboard Platform <b>K</b>				180	183	185
SV700R_ (Right)	72" X 30" X 31"	49.0	235	2490	2527	2565
Center Drawer <b>C</b>				208	211	214
Keyboard Platform <b>K</b>				180	183	185
SV660L_ (Left)	66" X 30" X 31"	45.0	227	2407	2443	2479
Center Drawer <b>C</b>				208	211	214
Keyboard Platform <b>K</b>				180	183	185
SV660R_ (Right)	66" X 30" X 31"	45.0	227	2407	2443	2479
Center Drawer <b>C</b>				208	211	214
Keyboard Platform <b>K</b>				180	183	185
<b>PEDESTAL:</b> BOX/BOX/FILE <b>3</b> FILE/FILE <b>5</b> <b>LOCKS</b> \$95.00 <b>Y</b>						

### Single Pedestal Desk with Aluminum/ Frosted Modesty Panel



Left Pedestal Desk



Right Pedestal Desk

- Same features as above except includes

- Aluminum/frosted modesty panel

Freight Class: 125

Model	Dimensions	Cubic Ft.	Ship Weight	Zone 1	Zone 2	Zone 3
SV701L_ (Left)	72" X 30" X 31"	49.0	235	2911	2955	2998
Center Drawer <b>C</b>				208	211	214
Keyboard Platform <b>K</b>				180	183	185
SV701R_ (Right)	72" X 30" X 31"	49.0	235	2911	2955	2998
Center Drawer <b>C</b>				208	211	214
Keyboard Platform <b>K</b>				180	183	185
<b>PEDESTAL:</b> BOX/BOX/FILE <b>3</b> FILE/FILE <b>5</b> <b>LOCKS</b> \$95.00 <b>Y</b>						

ZONE  
PRICING

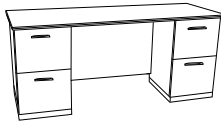
1

2

3

**CREDENZAS, RETURNS & BRIDGE:**

**Double Pedestal Credenza**




- Letter or legal filing
- One grommet in modesty panel

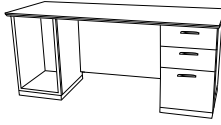
Pedestal Option Shown: 5  
Freight Class: 125

<b>SV725_ _</b>	72" X 24" X 31"	Cubic Ft: 39.0	Ship Weight: 230	<b>2749</b>	<b>2790</b>	<b>2831</b>
			<b>Center Drawer C</b>	208	211	214
			<b>Keyboard Platform K</b>	180	183	185
<b>SV625_ _</b>	66" X 25" X 31"	Cubic Ft: 36.0	Ship Weight: 222	<b>2091</b>	<b>2122</b>	<b>2154</b>
			<b>Center Drawer C</b>	208	211	214
			<b>Keyboard Platform K</b>	180	183	185
<b>PEDESTAL:</b>	BOX/BOX/FILE <b>3</b>	FILE/FILE <b>5</b>	LEFT B/B/F, RIGHT F/F <b>Z</b>	LEFT F/F, RIGHT B/B/F <b>9</b>	<b>LOCKS</b>	\$190.00 <b>Y</b>

**Single Pedestal Credenza**



Left Pedestal Credenza



Right Pedestal Credenza  
Pedestal Option Shown: 3

- Legal or letter filing
- Extra open storage pedestal with grommet in kneespace

- One grommet in modesty panel

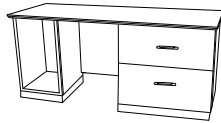
Freight Class: 125

<b>SV725L_ _ (Left)</b>	72" X 24" X 31"	Cubic Ft: 39.0	Ship Weight: 208	<b>1967</b>	<b>1997</b>	<b>2026</b>
			<b>Keyboard Platform K</b>	180	183	185
<b>SV725R_ _ (Right)</b>	72" X 24" X 31"	Cubic Ft: 39.0	Ship Weight: 208	<b>1967</b>	<b>1997</b>	<b>2026</b>
			<b>Keyboard Platform K</b>	180	183	185
<b>SV625L_ _ (Left)</b>	66" X 24" X 31"	Cubic Ft: 36.0	Ship Weight: 202	<b>1887</b>	<b>1915</b>	<b>1944</b>
			<b>Keyboard Platform K</b>	180	183	185
<b>SV625R_ _ (Right)</b>	66" X 24" X 31"	Cubic Ft: 36.0	Ship Weight: 202	<b>1887</b>	<b>1915</b>	<b>1944</b>
			<b>Keyboard Platform K</b>	180	183	185
<b>PEDESTAL:</b>	BOX/BOX/FILE <b>3</b>	FILE/FILE <b>5</b>		<b>LOCKS</b>	\$95.00 <b>Y</b>	

**Lateral File Credenza**



Left Lateral File Credenza



Right Lateral File Credenza

- Two lateral file drawers
- Letter or legal filing

- Extra open storage pedestal with grommet in kneespace

Freight Class: 125

<b>SV733L_ _ (Left)</b>	72" X 24" X 31"	Cubic Ft: 39.0	Ship Weight: 254	<b>2153</b>	<b>2185</b>	<b>2218</b>
<b>SV733R_ _ (Right)</b>	72" X 24" X 31"	Cubic Ft: 39.0	Ship Weight: 254	<b>2153</b>	<b>2185</b>	<b>2218</b>
<b>SV633L_ _ (Left)</b>	66" X 24" X 31"	Cubic Ft: 36.0	Ship Weight: 248	<b>1887</b>	<b>1915</b>	<b>1944</b>
<b>SV633R_ _ (Right)</b>	66" X 24" X 31"	Cubic Ft: 36.0	Ship Weight: 248	<b>1887</b>	<b>1915</b>	<b>1944</b>
			<b>LOCKS</b>	\$95.00 <b>Y</b>		

**Return**



Left Return



Right Return

Pedestal Option Shown: 3

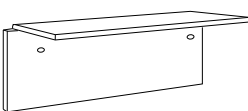
- Common grain direction with desks/credenzas
- Reversed coped edges for smooth connections

- Legal or letter filing
- One grommet in modesty panel

Freight Class: 125

<b>SV622L_ _ (Left)</b>	42" X 24" X 31"	Cubic Ft: 24.0	Ship Weight: 124	<b>1644</b>	<b>1669</b>	<b>1693</b>
			<b>Keyboard Platform K</b>	180	183	185
<b>SV622R_ _ (Right)</b>	42" X 24" X 31"	Cubic Ft: 24.0	Ship Weight: 124	<b>1644</b>	<b>1669</b>	<b>1693</b>
			<b>Keyboard Platform K</b>	180	183	185
<b>PEDESTAL:</b>	BOX/BOX/FILE <b>3</b>	FILE/FILE <b>5</b>		<b>LOCKS</b>	\$95.00 <b>Y</b>	

**Bridge**



- Common grain direction with desks/credenzas
- Reversed coped edges for smooth connections
- Two wire management grommets

Freight Class: 100

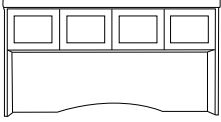
<b>SV484_ _</b>	42" X 24" X 31"	Cubic Ft: 5.0	Ship Weight: 63	<b>671</b>	<b>681</b>	<b>691</b>
-----------------	-----------------	---------------	-----------------	------------	------------	------------



ZONE PRICING	1	2	3
--------------	---	---	---

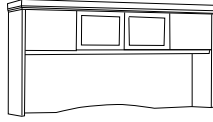
## OVERHEAD STORAGE:

### Overhead Storage with Wood & Aluminum/ Frosted Doors



SV731\_

- Two storage compartments
- 731 - Four aluminum/frosted doors



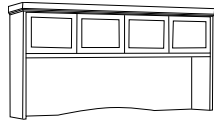
SV732\_

- 732 - Two wood doors, two aluminum/frosted doors
- Integral wire management

Freight Class: 125

<b>SV731_</b>	72" X 16" X 38.5"	Cubic Ft: 37.0	Ship Weight: 190	<b>2247</b>	<b>2281</b>	<b>2314</b>
<b>SV732_</b>	72" X 16" X 38.5"	Cubic Ft: 37.0	Ship Weight: 190	<b>2107</b>	<b>2139</b>	<b>2170</b>

### Overhead Storage with Wood/Frosted Doors

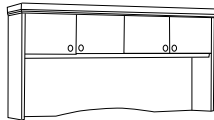


Freight Class: 125

- Two storage compartments
- Integral wire management

<b>SV730_</b>	72" X 16" X 38.5"	Cubic Ft: 37.0	Ship Weight: 190	<b>2084</b>	<b>2115</b>	<b>2147</b>
<b>SV630_</b>	66" X 16" X 38.5"	Cubic Ft: 33.0	Ship Weight: 166	<b>1609</b>	<b>1633</b>	<b>1657</b>

### Overhead Storage with Wood Doors



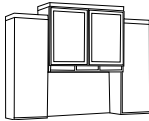
Freight Class: 125

- Two storage compartments
- Integral wire management

<b>SV729_</b>	72" X 16" X 38.5"	Cubic Ft: 37.0	Ship Weight: 190	<b>1967</b>	<b>1997</b>	<b>2026</b>
<b>SV629_</b>	66" X 16" X 38.5"	Cubic Ft: 33.0	Ship Weight: 166	<b>1582</b>	<b>1606</b>	<b>1629</b>

**LOCKS** \$150.00 **Y**

### TriCabinet Overhead with Back Panel

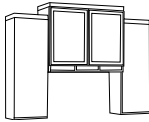


Freight Class: 125

- Wood tower doors
- Aluminum/Frosted Center doors
- 5 Adjustable shelves
- 3 paper shelves
- Back panel included
- Ships (2) cartons
- Assembly Required

<b>SV758_</b>	70" X 16.5" X 52.5"	Cubic Ft: 38.0	Ship Weight: 265	<b>2639</b>	<b>2679</b>	<b>2718</b>
---------------	---------------------	----------------	------------------	-------------	-------------	-------------

### TriCabinet Overhead with Open Back



Freight Class: 125

- Wood tower doors
- Aluminum/Frosted Center doors
- 5 Adjustable shelves
- 3 paper shelves
- Open back
- Ships (2) cartons
- Assembly Required

<b>SV757_</b>	70" X 16.5" X 52.5"	Cubic Ft: 38.0	Ship Weight: 255	<b>2522</b>	<b>2560</b>	<b>2598</b>
---------------	---------------------	----------------	------------------	-------------	-------------	-------------

### Glass Shelf and Light Kit

- Glass shelf for center section of TriCabinet overhead
- Light kit for accent light behind frosted doors

Freight Class: 200

<b>SVLK</b>		Cubic Ft: 2.0	Ship Weight: 20	<b>299</b>	<b>303</b>	<b>308</b>
-------------	--	---------------	-----------------	------------	------------	------------

CONTEMPORARY VENEER

ZONE PRICING **1 2 3**

**FILE, BOOKCASES & TABLE:**

**Bookcase Hutch**



- Two adjustable bookshelves
- Fits on two-drawer lateral file

<b>SV317_</b>	33" X 16" X 38.5"	Cubic Ft:20.0	Ship Weight:120	<b>942</b>	<b>956</b>	<b>970</b>
---------------	-------------------	---------------	-----------------	------------	------------	------------

Freight Class: 125

**Two-Drawer Lateral File**



- Includes filing hardware
- Legal or letter filing
- Decorative base trim
- Solid metal pull with nickel finish

<b>SV346_</b>	33" X 24" X 31"	Cubic Ft:20.0	Ship Weight:134	<b>1387</b>	<b>1408</b>	<b>1429</b>
---------------	-----------------	---------------	-----------------	-------------	-------------	-------------

**LOCKS** \$95.00 :Y

Freight Class: 125

**Five Shelf Bookcase**



- Four adjustable shelves
- Bottom shelf fixed
- All shelves 1" thick

<b>SV75_</b>	33" X 16" X 75"	Cubic Ft:37.0	Ship Weight:203	<b>1874</b>	<b>1902</b>	<b>1930</b>
--------------	-----------------	---------------	-----------------	-------------	-------------	-------------

Freight Class: 125

**Round Table**



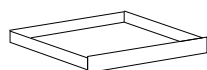
- Round veneer top
- Black metal base
- Ships in two cartons
- Easy to assemble

<b>AVR36_</b>	36" X 29"	Cubic Ft:13.9	Ship Weight:62	<b>590</b>	<b>599</b>	<b>608</b>
---------------	-----------	---------------	----------------	------------	------------	------------

Freight Class: 400

**CENTER DRAWERS & KEYBOARD PLATFORMS:**

**Center Drawer**



- GVCD38\_ Fits 72" double pedestal desks & credenzas
- GVCD32\_ Fits 66" double pedestal desks & credenzas
- GVCD30\_ Fits 72" single pedestal desks & credenzas
- GVCD25\_ Fits 66" single pedestal desks & credenzas

<b>GVCD38_</b>	38" X 18" X 3"	Cubic Ft:2.4	Ship Weight:14	<b>208</b>	<b>211</b>	<b>214</b>
----------------	----------------	--------------	----------------	------------	------------	------------

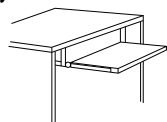
<b>GVCD32_</b>	32" X 18" X 3"	Cubic Ft:2.4	Ship Weight:13	<b>208</b>	<b>211</b>	<b>214</b>
----------------	----------------	--------------	----------------	------------	------------	------------

<b>GVCD30_</b>	30.5" X 18" X 3"	Cubic Ft:2.4	Ship Weight:13	<b>208</b>	<b>211</b>	<b>214</b>
----------------	------------------	--------------	----------------	------------	------------	------------

<b>GVCD25_</b>	24.5" X 18" X 3"	Cubic Ft:2.4	Ship Weight:12	<b>208</b>	<b>211</b>	<b>214</b>
----------------	------------------	--------------	----------------	------------	------------	------------

Freight Class: 100

**Keyboard Platform**



- Platform only
- GVK21 fits single pedestal desks, credenzas and returns
- GVK29 fits double pedestal desks and credenzas

<b>GVK21</b>	22" X 18" X 2.75"	Cubic Ft:1.3	Ship Weight:13	<b>180</b>	<b>183</b>	<b>185</b>
--------------	-------------------	--------------	----------------	------------	------------	------------

<b>GVK29</b>	28" X 18" X 2.75"	Cubic Ft:1.3	Ship Weight:18	<b>180</b>	<b>183</b>	<b>185</b>
--------------	-------------------	--------------	----------------	------------	------------	------------

Freight Class: 92.5

CONTEMPORARY VENEER



## CHARACTERISTICS

Affirm veneer casegoods feature the beauty and variation of genuine select hardwood veneers. Unique grain pattern from piece to piece is a natural characteristic of genuine veneer and creates elegant furnishings, therefore HPFI does not guarantee matching grain pattern. All horizontal and vertical surfaces are veneer protected with durable catalyzed lacquer. Desk pads and/or glass with standoffs will further protect real wood surfaces. A semi-filled, satin style finish creates an elegant, understated presentation. All panels are 3-ply construction with medium density fiberboard (MDF) core and veneer top and bottom. Edges are CNC-shaped, then hand-finished to complement the collection.

## FINISH CHOICES

Affirm is offered in two finishes, complementing all other HPFI veneer collections.

**C** Honey Cherry

**M** Rouge Mahogany

Variation in color is an expected and natural characteristic of real wood. Minor variation in color may occur even with pieces finished at the same time. Aging and light exposure will darken wood. Therefore, HPFI does not guarantee exact color match.

## PEDESTALS

Choose any pedestal to customize drawer configurations to individual preference. All choices are the same price.

**3** Box/Box/File

**5** File/File

**7** Left Box/Box/File & Right File/File

**9** Left File/File & Right Box/Box/File

## PULLS: *Standard*

Affirm features an ergonomically shaped, twisted ribbon pull with smooth, nickel finish. A coordinating elliptical knob is included on overheads with all-wood doors.

## PULLS: *Alternative*

As an alternative, solid metal, curvilinear pulls are available in three colors at the same price. Specify pull designator after the drawer configuration in the model number.

**W** Brushed Chrome

**E** Ebony (black)

**B** Bright Brass

## LOCKING OPTIONAL

Locking is optional on all pedestals at \$95 list per pedestal. Specify 'Y' at the end of the model number.

- Locks are added to top right corner of top drawer of pedestal.
- All locks keyed identical unless otherwise specified. 'Key Different' option is \$21 list upcharge per lock. Locks/cores packaged to customer specifications.

- Additional lead time for 'Key Different'.

## Pricing Examples: *Locking Upcharges*

- Desk with (2) Box/Box/File Pedestals  
*Add \$190 list*

- Two-Drawer Lateral File  
*Add \$95 list*

- Return with (1) File/File Pedestal  
*Add \$95 list*

- Credenza with (2) File/File Pedestals  
*Add \$190 list*

For optional locking on overhead storage units with four wood doors with no inserts, add **Y** to the end of the model number and add \$150 to the list price.

## ACCESSORIES *Factory-Installed*

Certain accessories can be ordered factory-installed prior to shipment. Specify appropriate designator at very end of model number and add correct list upcharge.

**C** Center Drawer

**K** Keyboard Platform

**T** Task Light

## WIRE MANAGEMENT

See features for number of grommets and location. Additional grommets can be added for extended wire management capability at \$106 list per grommet. Includes factory cut and installed grommet and black sleeve. Call for special quote. Specify location and quote number with order.

## SPECIFICATIONS *Case & Top*

### *Tops*

- 1" thick, 3-ply balanced panel construction
- Common grain direction between desk/return/bridge credenza
- Reverse-coped edges on bridge and returns for smooth worksurface connections

### *Edges*

- Shaped MDF with reverse-step edge profile

### *Modesty Panel*

- Curved at bottom
- Slight inset; attached with black metal L brackets/screws
- ¾" thick with veneer face and back

### *Pedestals*

- Decorative brass trim made of 1 1/8" thick solid hardwood and field replaceable; levelers included

### *Construction*

- Dowels/glue, wood cleats, metal brackets, screws and mechanical fasteners

### *Assembly*

- Fully assembled (except bridge and table)

## SPECIFICATIONS *Drawers*

### *Drawers*

- 5-sided construction with replaceable fronts
- Fronts ¾" thick core with veneer surfaces

### *Box*

- 7/16" thick hardwood veneer interiors

### *Bottom*

- 1/8" thick plywood

## SUSPENSIONS

### *Box Drawer*

- ¾-extension, steel ball-bearing

### *File Drawer*

- Full-extension, steel ball-bearing

### *Lateral File*

- Full-extension, steel ball-bearing

## FILING

Steel and black molded polymer hardware included.

### *File Drawer*

- Legal (side-to-side) & Letter (front-to-back and side-to-side)

### *Lateral File*

- Legal (side-to-side) & Letter (front-to-back and side-to-side)

### *Capacity*

- Lateral file is built for filing.
- Maximum 40 lb bottom load.

## QUICKSHIP

Quick Ship is not available on any items ordered with options

## PACKAGING

All units are properly packed in heavy-duty cartons with reinforced corner pads. All packaging conforms to, or exceeds, specifications as outlined in the Uniform Freight Classification.

## PALLETIZATION

See page 3.

## CARE AND CLEANING INSTRUCTIONS FOR VENEER PRODUCTS

**Normal cleaning:** Wood veneer products require special care. When cleaning, it is important to use a quality window cleaner which contains no ammonia followed by a dry soft cloth to remove any dampness.

**Polish Suggestions:** To polish veneer furniture, we recommend that you use a quality furniture polish which contains no silicone followed by a dry soft cloth. Using a polish without silicone, will protect the everlasting beauty of this natural wood product.

**Warning –** Using a polish containing silicone may cloud the finish, soften, crack or lift the finish and void your warranty.


Specifications subject to change without notice.

ZONE  
PRICING

**1**   **2**   **3**


**CONFIGURATIONS:**

**Executive Office**



DESCRIPTION	MODEL NUMBER	QTY	FT. CLASS	CUBIC FT.	SHIP WEIGHT			
<i>Bow Front Double Pedestal Desk</i>	AV700B__ 72" X 34" X 29"	1	125	51.6	263	2444	2481	2517
<i>Double Pedestal Credenza</i>	AV725__ 72" X 24" X 29"	1	125	36.1	227	2087	2118	2150
<i>Overhead with Frosted Door Inserts</i>	AV730__ 72" X 16" X 41"	1	125	35.0	183	1526	1549	1572
<b>TOTAL:</b>						<b>122.70</b>	<b>673</b>	<b>6057</b> <b>6148</b> <b>6239</b>

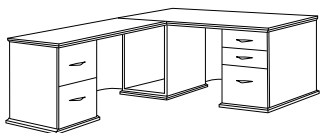
**Executive U with Overhead**



DESCRIPTION	MODEL NUMBER	QTY	FT. CLASS	CUBIC FT.	SHIP WEIGHT			
<i>Right Pedestal Desk</i>	AV700R__ 72" X 30" X 29"	1	125	43.5	232	1907	1936	1964
<i>Bridge</i>	AV484__ 42" X 24" X 29"	1	100	4.9	63	590	599	608
<i>Left Pedestal Credenza</i>	AV725L__ 72" X 24" X 29"	1	125	36.1	205	1491	1513	1536
<i>Overhead with Frosted Door Inserts</i>	AV730__ 72" X 16" X 41"	1	125	35.0	183	1526	1549	1572
<b>TOTAL:</b>						<b>119.50</b>	<b>683</b>	<b>5514</b> <b>5597</b> <b>5680</b>

72" x 96" x 70"

**Executive L**

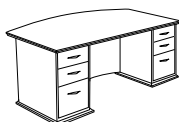


DESCRIPTION	MODEL NUMBER	QTY	FT. CLASS	CUBIC FT.	SHIP WEIGHT			
<i>Right Pedestal Desk</i>	AV700R__ 72" X 30" X 29"	1	125	43.5	232	1907	1936	1964
<i>Left Return</i>	AV622L__ 42" X 24" X 29"	1	125	21.8	122	1413	1434	1455
<b>TOTAL:</b>						<b>65.30</b>	<b>354</b>	<b>3320</b> <b>3370</b> <b>3419</b>

72" x 72" x 29"

**DESKS: Double Pedestal:**

**Bow Front Double Pedestal Desk**



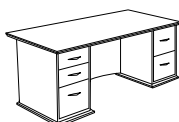
- Bow front top
- 11.5" conference overhang
- Curved modesty panel
- Legal or letter filing

Pedestal Option Shown:3  
Freight Class: 125

<b>AV700B__</b>	72" X 34" X 29"	Cubic Ft:51.6	Ship Weight:263	<b>2444</b>	<b>2481</b>	<b>2517</b>	
				<b>Center Drawer C</b>	208	211	214
				<b>Keyboard Platform K</b>	180	183	185

**PEDESTAL:** BOX/BOX/FILE **3**   FILE/FILE **5**   LEFT B/B/F, RIGHT F/F **Z**   LEFT F/F, RIGHT B/B/F **9**   **LOCKS**   \$190.00 **Y**

**Double Pedestal Desk**



- 7.5" conference overhang
- Curved modesty panel
- Legal or letter filing

Pedestal Option Shown:7  
Freight Class: 125

<b>AV700__</b>	72" X 30" X 29"	Cubic Ft:43.5	Ship Weight:254	<b>2265</b>	<b>2299</b>	<b>2333</b>	
				<b>Center Drawer C</b>	208	211	214
				<b>Keyboard Platform K</b>	180	183	185
<b>AV660__</b>	66" X 30" X 29"	Cubic Ft:40.2	Ship Weight:246	<b>2206</b>	<b>2239</b>	<b>2272</b>	
				<b>Center Drawer C</b>	208	211	214
				<b>Keyboard Platform K</b>	180	183	185

**PEDESTAL:** BOX/BOX/FILE **3**   FILE/FILE **5**   LEFT B/B/F, RIGHT F/F **Z**   LEFT F/F, RIGHT B/B/F **9**   **LOCKS**   \$190.00 **Y**

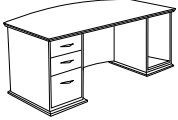
CONTEMPORARY VENEER



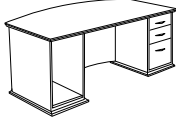
ZONE PRICING	1	2	3
--------------	---	---	---

## DESKS: Single Pedestal:

### Bow Front Single Pedestal Desk



Bow Front Left Pedestal Desk



Bow Front Right Pedestal Desk  
Pedestal Option Shown: 3

- Bow front top
- 11.5" conference overhang
- Curved modesty panel

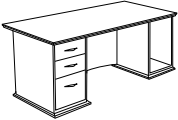
- Legal or letter filing
- Extra open storage pedestal with grommet in kneespace

Freight Class: 125

Model	Dimensions	Cubic Ft.	Ship Weight	2087	2118	2150	
AV700LB_ (Left)	72" X 34" X 29"	51.6	241				
				Center Drawer <b>C</b>	208	211	214
				Keyboard Platform <b>K</b>	180	183	185
AV700RB_ (Right)	72" X 34" X 29"	51.6	241	2087	2118	2150	
				Center Drawer <b>C</b>	208	211	214
				Keyboard Platform <b>K</b>	180	183	185

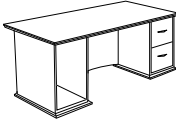
PEDESTAL:	BOX/BOX/FILE <b>3</b>	FILE/FILE <b>5</b>	LOCKS	\$95.00: <b>Y</b>
-----------	-----------------------	--------------------	-------	-------------------

### Single Pedestal Desk



Left Pedestal Desk  
Pedestal Option Shown: 3

- Rectangular top
- 7.5" conference overhang
- Curved modesty panel



Right Pedestal Desk  
Pedestal Option Shown: 5

- Legal or letter filing
- Extra open storage pedestal with grommet in kneespace

Freight Class: 125

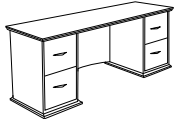
Model	Dimensions	Cubic Ft.	Ship Weight	1907	1936	1964	
AV700L_ (Left)	72" X 30" X 29"	43.5	232				
				Center Drawer <b>C</b>	208	211	214
				Keyboard Platform <b>K</b>	180	183	185
AV700R_ (Right)	72" X 30" X 29"	43.5	232	1907	1936	1964	
				Center Drawer <b>C</b>	208	211	214
				Keyboard Platform <b>K</b>	180	183	185

Model	Dimensions	Cubic Ft.	Ship Weight	1849	1877	1904	
AV660L_ (Left)	66" X 30" X 29"	40.2	224				
				Center Drawer <b>C</b>	208	211	214
				Keyboard Platform <b>K</b>	180	183	185
AV660R_ (Right)	66" X 30" X 29"	40.2	224	1849	1877	1904	
				Center Drawer <b>C</b>	208	211	214
				Keyboard Platform <b>K</b>	180	183	185

PEDESTAL:	BOX/BOX/FILE <b>3</b>	FILE/FILE <b>5</b>	LOCKS	\$95.00: <b>Y</b>
-----------	-----------------------	--------------------	-------	-------------------

## CREDENZAS, RETURNS & BRIDGE:

### Double Pedestal Credenza



Pedestal Option Shown: 5

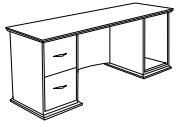
Freight Class: 125

- Curved modesty panel
- Legal or letter filing
- One grommet in modesty panel

Model	Dimensions	Cubic Ft.	Ship Weight	2087	2118	2150	
AV725_ _	72" X 24" X 29"	36.1	227				
				Center Drawer <b>C</b>	208	211	214
				Keyboard Platform <b>K</b>	180	183	185
AV625_ _	66" X 24" X 29"	33.2	219	2027	2057	2088	
				Center Drawer <b>C</b>	208	211	214
				Keyboard Platform <b>K</b>	180	183	185

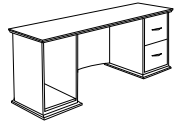
PEDESTAL:	BOX/BOX/FILE <b>3</b>	FILE/FILE <b>5</b>	LEFT B/B/F, RIGHT F/F <b>Z</b>	LEFT F/F, RIGHT B/B/F <b>9</b>	LOCKS	\$190.00: <b>Y</b>
-----------	-----------------------	--------------------	--------------------------------	--------------------------------	-------	--------------------

### Single Pedestal Credenza



Left Pedestal Credenza

- Curved modesty panel
- Legal or letter filing



Right Pedestal Credenza  
Pedestal Option Shown: 5

- Extra open storage pedestal with grommet in kneespace
- One grommet in modesty panel

Freight Class: 125

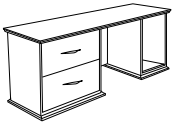
Model	Dimensions	Cubic Ft.	Ship Weight	1491	1513	1536	
AV725L_ (Left)	72" X 24" X 29"	36.1	205				
				Keyboard Platform <b>K</b>	180	183	185
AV725R_ (Right)	72" X 24" X 29"	36.1	205	1491	1513	1536	
				Keyboard Platform <b>K</b>	180	183	185
AV625L_ (Left)	66" X 24" X 29"	33.2	199	1431	1452	1474	
				Keyboard Platform <b>K</b>	180	183	185
AV625R_ (Right)	66" X 24" X 29"	33.2	199	1431	1452	1474	
				Keyboard Platform <b>K</b>	180	183	185

PEDESTAL:	BOX/BOX/FILE <b>3</b>	FILE/FILE <b>5</b>	LOCKS	\$95.00: <b>Y</b>
-----------	-----------------------	--------------------	-------	-------------------

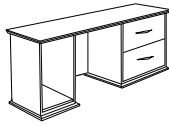


ZONE PRICING	1	2	3
--------------	---	---	---

**Lateral File Credenza**



- Left Lateral File Credenza
- Two lateral file drawers
  - Letter or legal filing



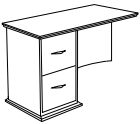
- Right Lateral File Credenza
- Extra open storage pedestal with grommet in kneespace
  - Rectangular modesty panel only

Freight Class: 125

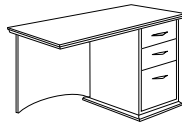
<b>AV733L_</b> (Left)	72" X 24" X 29"	Cubic Ft: 36.1	Ship Weight: 250	<b>1639</b>	<b>1664</b>	<b>1688</b>
<b>AV633L_</b> (Left)	66" X 24" X 29"	Cubic Ft: 33.2	Ship Weight: 242	<b>1580</b>	<b>1604</b>	<b>1627</b>
<b>AV733R_</b> (Right)	72" X 24" X 29"	Cubic Ft: 36.1	Ship Weight: 250	<b>1639</b>	<b>1664</b>	<b>1688</b>
<b>AV633R_</b> (Right)	66" X 24" X 29"	Cubic Ft: 33.2	Ship Weight: 242	<b>1580</b>	<b>1604</b>	<b>1627</b>

**LOCKS** \$95.00 **Y**

**Return**



- Left Return  
 Pedestal Option Shown: 5
- Curved modesty panel
  - Common grain direction with desks/credenzas
  - Reversed coped edges for smooth connections



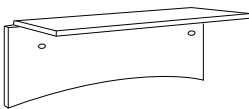
- Right Return  
 Pedestal Option Shown: 3
- Legal or letter filing
  - One grommet in modesty panel

Freight Class: 125

<b>AV622L_</b> (Left)	42" X 24" X 29"	Cubic Ft: 21.8	Ship Weight: 122	<b>1413</b>	<b>1434</b>	<b>1455</b>
			<b>Keyboard Platform K</b>	180	183	185
<b>AV622R_</b> (Right)	42" X 24" X 29"	Cubic Ft: 21.8	Ship Weight: 122	<b>1413</b>	<b>1434</b>	<b>1455</b>
			<b>Keyboard Platform K</b>	180	183	185

**PEDESTAL:** BOX/BOX/FILE **3** FILE/FILE **5** **LOCKS** \$95.00 **Y**

**Bridge**



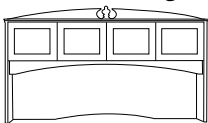
- Curved modesty panel
- Common grain direction with desks/credenzas
- Reversed coped edges for smooth connections
- Two wire management grommets

Freight Class: 100

<b>AV484_</b>	42" X 24" X 29"	Cubic Ft: 4.9	Ship Weight: 63	<b>590</b>	<b>599</b>	<b>608</b>
---------------	-----------------	---------------	-----------------	------------	------------	------------

**OVERHEAD STORAGE:**

**Overhead Storage with Frosted Door Inserts**

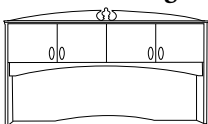


- Two storage compartments
- Four doors with frosted insert
- Integral wire management
- Crown decor and light rail

Freight Class: 125

<b>AV730_</b>	72" X 16" X 41"	Cubic Ft: 35.0	Ship Weight: 183	<b>1526</b>	<b>1549</b>	<b>1572</b>
			<b>Task Light I</b>	\$121.00	\$123.00	\$125.00
<b>AV630_</b>	66" X 16" X 41"	Cubic Ft: 28.3	Ship Weight: 163	<b>1467</b>	<b>1489</b>	<b>1511</b>
			<b>Task Light I</b>	\$121.00	\$123.00	\$125.00

**Overhead Storage with Wood Doors**



- Two storage compartments
- Four wood doors
- Integral wire management
- Crown decor and light rail

Freight Class: 125

<b>AV729_</b>	72" X 16" X 41"	Cubic Ft: 34.4	Ship Weight: 181	<b>1526</b>	<b>1549</b>	<b>1572</b>
			<b>Task Light I</b>	\$121.00	\$123.00	\$125.00
<b>AV629_</b>	66" X 16" X 41"	Cubic Ft: 28.3	Ship Weight: 161	<b>1467</b>	<b>1489</b>	<b>1511</b>
			<b>Task Light I</b>	\$121.00	\$123.00	\$125.00

**LOCKS** \$150.00 **Y**



ZONE PRICING	1	2	3
--------------	---	---	---

## FILE, BOOKCASE & TABLE:

### Bookcase Hutch



- Two adjustable bookshelves
- Fits on two drawer lateral file

Freight Class: 125

<b>AV317_</b>	33" X 16" X 36.5"	Cubic Ft:15.3	Ship Weight:95	<b>804</b>	<b>816</b>	<b>828</b>
---------------	-------------------	---------------	----------------	------------	------------	------------

### Two-Drawer Lateral File



- Two lateral file drawers
- Legal or letter filing
- Filing hardware included

Freight Class: 125

<b>AV346_</b>	33" X 24" X 29"	Cubic Ft:14.0	Ship Weight:132	<b>1193</b>	<b>1211</b>	<b>1229</b>
---------------	-----------------	---------------	-----------------	-------------	-------------	-------------

**LOCKS** \$95.00 **Y**

### Round Table



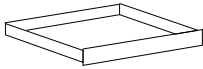
- Round veneer top
- Black metal base
- Honey Cherry (C) or Rouge Mahogany (RM) top
- Ships in two cartons
- Easy to assemble

Freight Class: 400

<b>AVR36_</b>	36" X 29"	Cubic Ft:13.9	Ship Weight:62	<b>590</b>	<b>599</b>	<b>608</b>
---------------	-----------	---------------	----------------	------------	------------	------------

## CENTER DRAWERS & KEYBOARD PLATFORMS:

### Center Drawer

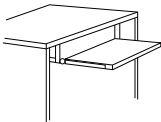


- GVCD38\_ Fits 72" double pedestal desks & credenzas
- GVCD32\_ Fits 66" double pedestal desks & credenzas
- GVCD30\_ Fits 72" single pedestal desks & credenzas
- GVCD25\_ Fits 66" single pedestal desks & credenzas

Freight Class: 100

<b>GVCD38_</b>	38" X 18" X 3"	Cubic Ft:2.4	Ship Weight:14	<b>208</b>	<b>211</b>	<b>214</b>
<b>GVCD32_</b>	32" X 18" X 3"	Cubic Ft:2.4	Ship Weight:13	<b>208</b>	<b>211</b>	<b>214</b>
<b>GVCD30_</b>	30.5" X 18" X 3"	Cubic Ft:2.4	Ship Weight:13	<b>208</b>	<b>211</b>	<b>214</b>
<b>GVCD25_</b>	24.5" X 18" X 3"	Cubic Ft:2.4	Ship Weight:12	<b>208</b>	<b>211</b>	<b>214</b>

### Keyboard Platform



- Platform only
- GVK21 fits single pedestal desks, credenzas and returns
- GVK29 fits double pedestal desks and credenzas

Freight Class: 92.5

<b>GVK21</b>	22" X 18" X 2.75"	Cubic Ft:1.3	Ship Weight:13	<b>180</b>	<b>183</b>	<b>185</b>
<b>GVK29</b>	28" X 18" X 2.75"	Cubic Ft:1.3	Ship Weight:18	<b>180</b>	<b>183</b>	<b>185</b>

**CHARACTERISTICS**

Agility veneer casegoods feature the beauty and variation of genuine select hardwood veneers. Unique grain pattern from piece to piece is a natural characteristic of genuine veneer and creates elegant furnishings; therefore, HPFI does not guarantee matching grain pattern. All horizontal and vertical surfaces are veneer protected with durable catalyzed lacquer. Desk pads and/or glass with standoffs will further protect real wood surfaces. A semi-filled, satin style finish creates an elegant, understated presentation. All panels are 3-ply construction with medium density fiberboard (MDF) core and veneer top and bottom. Edges are CNC-shaped, then hand-finished to complement the collection.

**KEY FEATURES & BENEFITS**

- Non-handed for quick, easy changes and reconfiguration
- Shells ship flat-packed for easy handling
- Quick, easy assembly (shells) with a Phillips screwdriver
- Pedestals ship fully assembled
- Pedestals are fully finished and slide under shells
- Non-locking

**FINISH CHOICES**

Agility Veneer is offered in two finishes, complementing all other HPFI veneer collections.

**C** Honey Cherry

**M** Rouge Mahogany

Variation in color is an expected and natural characteristic of real wood. Minor variation in color may occur even with pieces finished at the same time. Aging and light exposure will darken wood. Therefore, HPFI does not guarantee exact color match.

**FREESTANDING PEDESTAL CHOICES**

Choose from three pedestal options:

- Box/Box/File
- File/File
- (2) Lateral Files

**PULLS**

All drawer fronts and doors feature integral finger pull design.

**SPECIFICATIONS Case & Top****Tops**

- 1" thick, 3-ply balanced panel construction
- Common grain direction between desk/return/bridge credenza

**Edges**

- Soft-roll edge with finished veneer band

**Modesty Panel**

- ¾" thick with veneer face and back

**End Panels**

- 1" thick with veneer face and back; levelers included

**Construction**

- Modular shells and pedestals
- Dowels/glue, wood cleats, metal brackets/screws and mechanical fasteners

**Assembly**

- Quick and easy assembly (shells) with Phillips screwdriver
- All pedestal ship fully finished and fully assembled

**Preassembled**

- Desk, credenza and return units can be ordered preassembled. See page 34 or call Customer Service for additional options

**SPECIFICATIONS Drawers**

**Drawers** 5-sided construction with

**Fronts** ¾" thick core with

**Box** 7/16" thick hardwood

**Bottom** 1/8" thick plywood

replaceable fronts  
veneer surfaces  
veneer interiors

**SUSPENSIONS**

**Box Drawer** 5/8" extension, steel ball-bearing

**File Drawer** Full-extension, steel ball-bearing

**Lateral File** Full-extension, steel ball-bearing

**FILING**

Steel and black molded polymer hardware included

**File Drawer** Legal (side-to-side) & Letter (front-to-back and side-to-side)

**Lateral File** Legal (side-to-side) & Letter (front-to-back and side-to-side)

**Capacity** Lateral file is built for filing. Maximum 40 lb bottom load.

**AGILITY PLUS WITH OPTIONAL HPL TOPS**

- Agility Plus offers 1½" thick High Pressure Laminate tops on assembled version of Agility Veneer units. Available in Rouge Mahogany only
- Add "H" before the GV (HGV) to indicate High Pressure Laminate top and add \$234 to the list price of the full unit

**OPTIONAL LOCKING**

- Locks are added to top right corner of top drawer of pedestal
- For optional front locking pedestals on assembled units, add Y to the end of the model number and add \$95 to the price for single pedestal units and \$190 list for double pedestal units
- Six-week lead time will apply for all HPL top models

**OPTIONAL LOCKING ON OVERHEAD STORAGE**

For optional locking on overhead storage units with four wood doors with no inserts, add Y to the end of the model number and add \$150 to the list price.

**PACKAGING**

All units are properly packed in heavy-duty cartons with reinforced corner pads. All packaging conforms to, or exceeds, specifications as outlined in the Uniform Freight Classification.

**PALLETIZATION**

See page 3.

**CARE & CLEANING INSTRUCTIONS FOR VENEER PRODUCTS**

**Normal cleaning:** Wood veneer products require special care. When cleaning, it is important to use a quality window cleaner which contains no ammonia followed by a dry soft cloth to remove any dampness.

**Polish Suggestions:** To polish veneer furniture, we recommend that you use a quality furniture polish which contains no silicone followed by a dry soft cloth. Using a polish without silicone, will protect the everlasting beauty of this natural wood product.

**Warning** – Using a polish containing silicone may cloud the finish, soften, crack or lift the finish and void your warranty.

Specifications subject to change without notice.

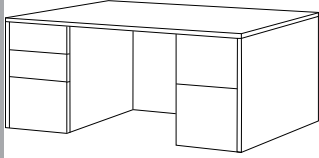


## CONFIGURATIONS:

ZONE  
PRICING

**1**   **2**   **3**

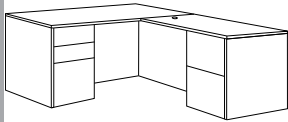
### Double Pedestal Desk



DESCRIPTION	MODEL NUMBER	QT	FT. CLASS	CUBIC FT.	SHIP WEIGHT			
<i>Desk Shell</i>	GV700_72" X 30" X 29"	1	85	4.7	150	716	727	737
<i>Box/Box/File Pedestal</i>	GVUP2BF_15.75" X 22" X 27.5"	1	125	9.5	76	595	604	613
<i>File/File Pedestal</i>	GVUPF_15.75" X 22" X 27.5"	1	125	9.5	78	595	604	613
<b>TOTAL:</b>				<b>23.70</b>	<b>304</b>	<b>1906</b>	<b>1935</b>	<b>1963</b>

72" x 30" x 29"

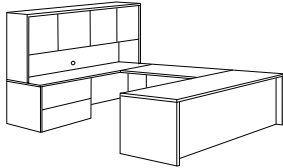
### L Unit



DESCRIPTION	MODEL NUMBER	QT	FT. CLASS	CUBIC FT.	SHIP WEIGHT			
<i>Desk Shell</i>	GV700_72" X 30" X 29"	1	85	4.7	150	716	727	737
<i>Right Return Shell</i>	GV622_42" X 24" X 29"	1	85	3.0	80	507	515	522
<i>Box/Box/File Pedestal</i>	GVUP2BF_15.75" X 22" X 27.5"	1	125	9.5	76	595	604	613
<i>File/File Pedestal</i>	GVUPF_15.75" X 22" X 27.5"	1	125	9.5	78	595	604	613
<b>TOTAL:</b>				<b>26.70</b>	<b>384</b>	<b>2413</b>	<b>2450</b>	<b>2485</b>

72" x 72" x 29"

### Executive U Unit

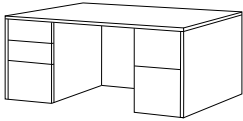


DESCRIPTION	MODEL NUMBER	QT	FT. CLASS	CUBIC FT.	SHIP WEIGHT			
<i>Desk Shell</i>	GV700_72" X 30" X 29"	1	85	4.7	150	716	727	737
<i>Bridge</i>	GV484_42" X 24" X 29"	1	85	4.0	62	387	393	399
<i>Credenza Shell</i>	GV724_72" X 24" X 29"	1	85	4.4	135	656	666	676
<i>Overhead Storage/ Wood Doors</i>	GV727_72" X 16" X 36.5"	1	125	34.4	178	1133	1150	1167
<i>Box/Box/File Pedestal</i>	GVUP2BF_15.75" X 22" X 27.5"	1	125	9.5	76	595	604	613
<i>Lateral File Pedestal</i>	GVULF_30.5" X 22" X 27.5"	1	125	14.0	112	745	756	767
<b>TOTAL:</b>				<b>71.00</b>	<b>713</b>	<b>4232</b>	<b>4296</b>	<b>4359</b>

72" x 96" x 65.5"

## ASSEMBLED:

### Double Pedestal Desk



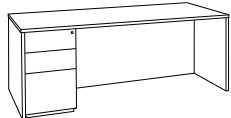
- Assembled double pedestal desk
- GV700\_3 - Box/Box/File pedestals
- GV700\_5 - File/File pedestals
- GV700\_7 - Box/Box/File left, File/File right
- GV700\_9 - File/File left, Box/Box/File right
- Letter or legal filing

Freight Class: 125

<b>GV700_7</b>	Cubic Ft:43.5	Ship Weight:304	<b>2724</b>	<b>2765</b>	<b>2806</b>	
			<b>Center Drawer C</b>	208	211	214
			<b>Keyboard Platform K</b>	180	183	185

**PEDESTAL:** BOX/BOX/FILE **3** FILE/FILE **5** LEFT B/B/F, RIGHT F/F **Z** LEFT F/F, RIGHT B/B/F **9** **LOCKS** \$95.00 **Y**

### Single Pedestal Desk



- Rectangular top
- 7" conference overhang
- Full modesty panel
- Legal or letter filing

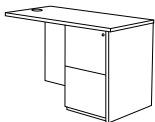
Freight Class: 125

<b>GV700L_ _</b> (Left Shown)	72" X 30" X 29"	Cubic Ft:43.5	Ship Weight:226	<b>1717</b>	<b>1743</b>	<b>1769</b>	
				<b>Center Drawer C</b>	208	211	214
				<b>Keyboard Platform K</b>	180	183	185

<b>GV700R_ _</b> (Right)	72" X 30" X 29"	Cubic Ft:43.5	Ship Weight:226	<b>1717</b>	<b>1743</b>	<b>1769</b>	
				<b>Center Drawer C</b>	208	211	214
				<b>Keyboard Platform K</b>	180	183	185

**PEDESTAL:** BOX/BOX/FILE **3** FILE/FILE **5** **LOCKS** \$95.00 **Y**

### Return



- Assembled return, left or right
- Common grain direction with desks/ credenzas
- Legal or letter filing

Freight Class: 125

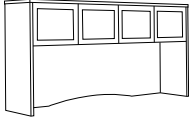
<b>GV622L_ _</b> (Left)	42" X 24" X 29"	Cubic Ft:21.8	Ship Weight:158	<b>1443</b>	<b>1465</b>	<b>1486</b>	
				<b>Keyboard Platform K</b>	180	183	185

<b>GV622R_ _</b> (Right Shown)	42" X 24" X 29"	Cubic Ft:21.8	Ship Weight:158	<b>1443</b>	<b>1465</b>	<b>1486</b>	
				<b>Keyboard Platform K</b>	180	183	185

**PEDESTAL:** BOX/BOX/FILE **3** FILE/FILE **5** **LOCKS** \$95.00 **Y**

ZONE PRICING	1	2	3
--------------	---	---	---

**Overhead Storage Unit with Aluminum Frosted Doors**

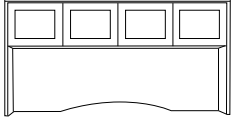


- Two storage compartments
- Four aluminum/frosted doors
- Integral wire management

Freight Class: 125

<b>GV731_</b>	72" X 16" X 36"	Cubic Ft:34.4	Ship Weight:190	<b>1870</b>	<b>1898</b>	<b>1926</b>
			<b>Task Light T</b>	\$121.00	\$123.00	\$125.00

**Overhead Storage/ Frosted Door Insert**

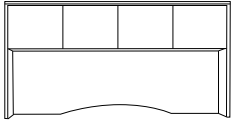


- Fully finished/assembled
- Two storage compartments
- Four doors with frosted inserts
- Integral wire management

Freight Class: 125

<b>GV728_</b>	72" X 16" X 36.5"	Cubic Ft:34.4	Ship Weight:180	<b>1133</b>	<b>1150</b>	<b>1167</b>
			<b>Task Light T</b>	\$121.00	\$123.00	\$125.00
<b>GV628_</b>	66" X 72" X 36.5"	Cubic Ft:28.3	Ship Weight:160	<b>1042</b>	<b>1058</b>	<b>1073</b>
			<b>Task Light T</b>	\$121.00	\$123.00	\$125.00

**Overhead Storage/ Wood Doors**



- Fully finished/assembled
- Two storage compartments
- Four wood doors
- Integral wire management

Freight Class: 125

<b>GV727_</b>	72" X 16" X 36.5"	Cubic Ft:34.4	Ship Weight:178	<b>1133</b>	<b>1150</b>	<b>1167</b>
			<b>Task Light T</b>	\$121.00	\$123.00	\$125.00
<b>GV627_</b>	66" X 16" X 36.5"	Cubic Ft:28.3	Ship Weight:158	<b>1042</b>	<b>1058</b>	<b>1073</b>
			<b>Task Light T</b>	\$121.00	\$123.00	\$125.00
			<b>LOCKS</b>	\$150.00	Y	

**Bookcase Hutch**



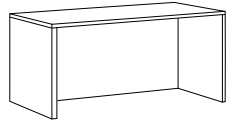
- Fully finished/assembled
- Two adjustable bookshelves
- Fits lateral file shell

Freight Class: 125

<b>GV317_</b>	33" X 16" X 36.5"	Cubic Ft:15.3	Ship Weight:95	<b>804</b>	<b>816</b>	<b>828</b>
---------------	-------------------	---------------	----------------	------------	------------	------------

**SHELLS:**

**Rectangular Desk Shell**

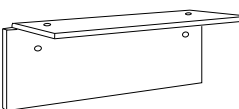


- Extra-easy assembly
- Ships flat for easy handling
- Flexible, non-handed
- Accommodates multiple pedestals

Freight Class: 85

<b>GV700_</b>	72" X 30" X 29"	Cubic Ft:4.7	Ship Weight:150	<b>716</b>	<b>727</b>	<b>737</b>
<b>GV660_</b>	66" X 30" X 29"	Cubic Ft:4.4	Ship Weight:140	<b>686</b>	<b>696</b>	<b>707</b>

**Bridge**

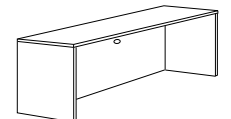


- Extra-easy assembly
- Ships flat for easy handling
- Flexible, non-handed
- Four grommets, two in modesty panel and two in top

Freight Class: 85

<b>GV484_</b>	42" X 24" X 29"	Cubic Ft:4.0	Ship Weight:62	<b>387</b>	<b>393</b>	<b>399</b>
---------------	-----------------	--------------	----------------	------------	------------	------------

**Credenza Shell**



- Extra-easy assembly
- Ships flat for easy handling
- Flexible, non-handed
- Accommodates multiple pedestals
- One grommet in modesty panel

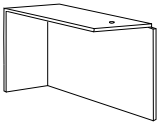
Freight Class: 85

<b>GV724_</b>	72" X 24" X 29"	Cubic Ft:4.4	Ship Weight:135	<b>656</b>	<b>666</b>	<b>676</b>
<b>GV624_</b>	66" X 24" X 29"	Cubic Ft:4.0	Ship Weight:115	<b>626</b>	<b>635</b>	<b>645</b>



				ZONE PRICING		
				1	2	3

### Return Shell

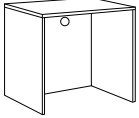


- Left or right application (non-handed)
- Extra-easy assembly
- Ships flat for easy handling
- Accommodates multiple pedestals
- One grommet in top

Freight Class: 85

<b>GV622_</b>	42" X 24" X 29"	Cubic Ft:3.0	Ship Weight:80	<b>507</b>	<b>515</b>	<b>522</b>
---------------	-----------------	--------------	----------------	------------	------------	------------

### Lateral File Shell/ Computer Worktable



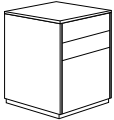
- Extra-easy assembly
- Ships flat for easy handling
- 29" computer desk height application
- Use with lateral file pedestal
- One grommet in back panel

Freight Class: 85

<b>GV324_</b>	33" X 24" X 29"	Cubic Ft:3.0	Ship Weight:80	<b>418</b>	<b>424</b>	<b>431</b>
---------------	-----------------	--------------	----------------	------------	------------	------------

### PEDESTALS:

#### Box/Box/File Pedestal

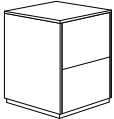


- Fully finished/assembled
- Slides under shells
- Two box drawers
- One file drawer
- Legal or letter filing

Freight Class: 125

<b>GVUP2BF_</b>	15.75" X 22" X 27.5"	Cubic Ft:9.5	Ship Weight:76	<b>595</b>	<b>604</b>	<b>613</b>
-----------------	----------------------	--------------	----------------	------------	------------	------------

#### File/File Pedestal

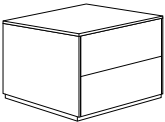


- Fully finished/assembled
- Slides under shells
- Two file drawers
- Legal or letter filing

Freight Class: 125

<b>GVUPF_</b>	15.75" X 22" X 27.5"	Cubic Ft:9.5	Ship Weight:78	<b>595</b>	<b>604</b>	<b>613</b>
---------------	----------------------	--------------	----------------	------------	------------	------------

#### Lateral File Pedestal



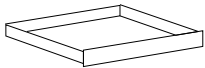
- Fully finished/assembled
- Slides under shells
- Two lateral file drawers
- Legal or letter filing

Freight Class: 125

<b>GVULF_</b>	30.5" X 22" X 27.5"	Cubic Ft:14.0	Ship Weight:112	<b>745</b>	<b>756</b>	<b>767</b>
---------------	---------------------	---------------	-----------------	------------	------------	------------

### CENTER DRAWERS & KEYBOARD PLATFORMS:

#### Center Drawer



- GVCD38\_ Fits 72" double pedestal desks & credenzas
- GVCD32\_ Fits 66" double pedestal desks & credenzas
- GVCD30\_ Fits 72" single pedestal desks & credenzas
- GVCD25\_ Fits 66" single pedestal desks & credenzas

Freight Class: 100

<b>GVCD38_</b>	38" X 18" X 3"	Cubic Ft:2.4	Ship Weight:14	<b>208</b>	<b>211</b>	<b>214</b>
----------------	----------------	--------------	----------------	------------	------------	------------

<b>GVCD32_</b>	32" X 18" X 3"	Cubic Ft:2.4	Ship Weight:13	<b>208</b>	<b>211</b>	<b>214</b>
----------------	----------------	--------------	----------------	------------	------------	------------

<b>GVCD30_</b>	30.5" X 18" X 3"	Cubic Ft:2.4	Ship Weight:13	<b>208</b>	<b>211</b>	<b>214</b>
----------------	------------------	--------------	----------------	------------	------------	------------

<b>GVCD25_</b>	24.5" X 18" X 3"	Cubic Ft:2.4	Ship Weight:12	<b>208</b>	<b>211</b>	<b>214</b>
----------------	------------------	--------------	----------------	------------	------------	------------

#### Keyboard Platform



- Platform only
- GVK21 fits single pedestal desks, credenzas and returns
- GVK29 fits double pedestal desks and credenzas

Freight Class: 92.5

<b>GVK21</b>	22" X 18" X 2.75"	Cubic Ft:1.3	Ship Weight:13	<b>180</b>	<b>183</b>	<b>185</b>
--------------	-------------------	--------------	----------------	------------	------------	------------

<b>GVK29</b>	28" X 18" X 2.75"	Cubic Ft:1.3	Ship Weight:18	<b>180</b>	<b>183</b>	<b>185</b>
--------------	-------------------	--------------	----------------	------------	------------	------------

CONTEMPORARY VENEER



## CHARACTERISTICS

Tactic casegoods feature the beauty and variation of genuine select hardwood veneers. Unique grain pattern from piece to piece is a natural characteristic of genuine veneer and creates elegant furnishings; therefore, HPFI does not guarantee matching grain pattern. All horizontal and vertical surfaces are veneer protected with durable catalyzed lacquer. Desk pads and/or glass with standoffs will further protect real wood surfaces. A semi-filled, satin style finish creates an elegant, understated presentation. All panels are 3-ply construction with medium density fiberboard (MDF) core and veneer top and bottom. Edges are CNC-shaped, then hand-finished to complement the collection.

## FINISH CHOICES

Tactic is offered in two finishes, complementing all other HPFI veneer collections.

**C** Honey Cherry

**M** Rouge Mahogany

Variation in color is an expected and natural characteristic of real wood. Minor variation in color may occur even with pieces finished at the same time. Aging and light exposure will darken wood. Therefore, HPFI does not guarantee exact color match.

## PEDESTAL CHOICES

Choose any pedestal to customize drawer configurations to individual preference. All choices are the same price.

**3** Box/Box/File

**5** File/File

**7** Left Box/Box/File & Right File/File

**9** Left File/File & Right Box/Box/File

## PULLS

All drawer fronts and doors feature integral finger pull design.

## SPECIFICATIONS *Case & Top*

### Tops

- 1 1/16" thick, 3-ply balanced panel construction
- Common grain direction between desk/return/bridge credenza
- Reverse-coped edges on bridge and returns for smooth worksurface connections

### Edges

- Shaped MDF with reverse-step edge profile

### Modesty Panel

- Rectangular modesty panel
- Slight inset; attached with black metal L brackets/screws
- 3/4" thick with veneer face and back

### Pedestals

- Recessed base trim leveler included

## Construction

- Dowels/glue, wood cleats, metal brackets/screws and mechanical fasteners

## Assembly

- Fully assembled (except bridge and table)

## SPECIFICATIONS *Drawers*

<b>Drawers</b>	5-sided construction with replaceable fronts
<b>Fronts</b>	3/4" thick core with veneer surfaces
<b>Box</b>	7/16" thick hardwood veneer interiors
<b>Bottom</b>	1/8" thick plywood

## SUSPENSIONS

<b>Box Drawer</b>	3/4-extension, steel ball-bearing
<b>File Drawer</b>	Full-extension, steel ball-bearing
<b>Lateral File</b>	Full-extension, steel ball-bearing

## FILING

Steel and black molded polymer hardware included

<b>File Drawer</b>	Legal (side-to-side) & Letter (front-to-back and side-to-side)
<b>Lateral File</b>	Legal (side-to-side) & Letter (front-to-back and side-to-side)
<b>Capacity</b>	Lateral file is built for filing. Maximum 40 lb bottom load

## WIRE MANAGEMENT

See features for number of grommets and location. Additional grommets can be added for extended wire management capability at \$106 list per grommet. Includes factory cut and installed grommet and black sleeve. Call for special quote. Specify location and quote number with order.

## LOCKING OPTIONAL

Locking is optional on all pedestals at \$95 list per pedestal. Specify 'Y' at the end of the model number.

- Locks are added to top right corner of top drawer of pedestal
- All locks keyed identical unless otherwise specified
- 'Key Different' option is \$21 list upcharge per lock.
- Locks/cores packaged to customer specifications
- Additional lead time for 'Key Different'

## Pricing Examples: Locking Upcharges

- Desk with (2) Box/Box/File Pedestals  
Add \$190 list
- Two-Drawer Lateral File  
Add \$95 list
- Return with (1) File/File Pedestal  
Add \$95 list
- Credenza with (2) File/File Pedestals  
Add \$190 list

For optional locking on overhead storage units with four wood doors with no inserts, add **Y** to the end of the model number and add \$150 to the list price.

## ACCESSORIES *Factory-Installed*

Certain accessories can be ordered factory-installed prior to shipment. Specify appropriate designator and add correct list upcharge.

**C** Center Drawer

**K** Keyboard Platform

**T** Task Light

## QUICKSHIP

Quick Ship is not available on any items ordered with option.

## PACKAGING

All units are properly packed in heavy-duty cartons with reinforced corner pads. All packaging conforms to, or exceeds, specifications as outlined in the Uniform Freight Classification.

## PALLETIZATION

See page 3.

## CARE AND CLEANING INSTRUCTIONS FOR VENEER PRODUCTS

**Normal cleaning:** Wood veneer products require special care. When cleaning, it is important to use a quality window cleaner which contains no ammonia followed by a dry soft cloth to remove any dampness.

**Polish Suggestions:** To polish veneer furniture, we recommend that you use a quality furniture polish which contains no silicone followed by a dry soft cloth. Using a polish without silicone, will protect the everlasting beauty of this natural wood product.

**Warning –** Using a polish containing silicone may cloud the finish, soften, crack or lift the finish and void your warranty.

Specifications subject to change without notice.




ZONE  
PRICING

**1**   **2**   **3**

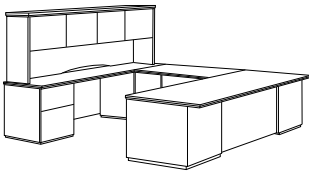
## CONFIGURATIONS:

### Executive Office



DESCRIPTION	MODEL NUMBER	QTY	FT. CLASS	CUBIC FT.	SHIP WEIGHT			
<i>Double Pedestal Desk</i>	TV700_ _ 72" X 30" X 29"	1	125	43.6	244	1586	1610	1634
<i>Double Pedestal Credenza</i>	TV725_ _ 72" X 24" X 29"	1	125	36.1	217	1377	1398	1418
<i>Overhead Storage with Frosted Door Inserts</i>	TV728_ _ 72" X 16" X 36.5"	1	125	34.4	176	1137	1154	1171
<b>TOTAL:</b>						<b>4100</b>	<b>4162</b>	<b>4223</b>

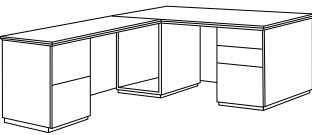
### Executive U w/Overhead



DESCRIPTION	MODEL NUMBER	QTY	FT. CLASS	CUBIC FT.	SHIP WEIGHT			
<i>Right Pedestal Desk</i>	TV700R_ _ 72" X 30" X 29"	1	125	43.5	223	1377	1398	1418
<i>Bridge</i>	TV484_ _ 42" X 24" X 29"	1	100	4.9	63	569	578	586
<i>Left Pedestal Credenza</i>	TV725L_ _ 72" X 24" X 29"	1	125	36.1	196	1053	1069	1085
<i>Overhead Storage with Frosted Door Inserts</i>	TV728_ _ 72" X 16" X 36.5"	1	125	34.4	176	1137	1154	1171
<b>TOTAL:</b>						<b>4136</b>	<b>4199</b>	<b>4260</b>

72" x 96" x 65.5"

### Executive L

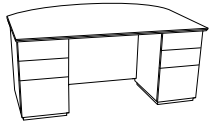


DESCRIPTION	MODEL NUMBER	QTY	FT. CLASS	CUBIC FT.	SHIP WEIGHT			
<i>Right Pedestal Desk</i>	TV700R_ _ 72" X 30" X 29"	1	125	43.5	223	1377	1398	1418
<i>Left Return</i>	TV622L_ _ 42" X 24" X 29"	1	125	21.8	117	988	1003	1018
<b>TOTAL:</b>						<b>2365</b>	<b>2401</b>	<b>2436</b>

72" x 72" x 29"

## DESKS:

### Bow Front Double Pedestal Desk

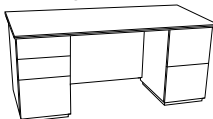


- Bow front top
- 11.5" conference overhang
- Legal or letter filing

Pedestal Option Shown:3  
Freight Class: 125

<b>TV700B_ _</b>	72" X 34" X 29"	Cubic Ft:51.6	Ship Weight:253	<b>1765</b>	<b>1791</b>	<b>1818</b>	
				<b>Center Drawer C</b>	208	211	214
				<b>Keyboard Platform K</b>	180	183	185
<b>PEDESTAL:</b>	BOX/BOX/FILE <b>3</b>	FILE/FILE <b>5</b>	LEFT B/B/F, RIGHT F/F <b>Z</b>	LEFT F/F, RIGHT B/B/F <b>9</b>	<b>LOCKS</b>	\$190.00 <b>Y</b>	

### Rectangular Double Pedestal Desk



- Rectangular top
- 7.5" conference overhang
- Legal or letter filing

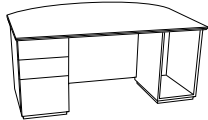
Pedestal Option Shown:7  
Freight Class: 125

<b>TV700_ _</b>	72" X 30" X 29"	Cubic Ft:43.6	Ship Weight:244	<b>1586</b>	<b>1610</b>	<b>1634</b>	
				<b>Center Drawer C</b>	208	211	214
				<b>Keyboard Platform K</b>	180	183	185
<b>TV660_ _</b>	66" X 30" X 29"	Cubic Ft:40.2	Ship Weight:236	<b>1550</b>	<b>1573</b>	<b>1597</b>	
				<b>Center Drawer C</b>	208	211	214
				<b>Keyboard Platform K</b>	180	183	185
<b>PEDESTAL:</b>	BOX/BOX/FILE <b>3</b>	FILE/FILE <b>5</b>	LEFT B/B/F, RIGHT F/F <b>Z</b>	LEFT F/F, RIGHT B/B/F <b>9</b>	<b>LOCKS</b>	\$190.00 <b>Y</b>	



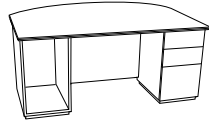
ZONE PRICING	1	2	3
--------------	---	---	---

### Bow Front Single Pedestal Desk



Bow Front Left Pedestal Desk

- Bow front top
- 11.5" conference overhang

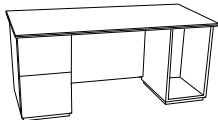


Bow Front Right Pedestal Desk

- Pedestal Option Shown: 3
- Legal or letter filing
  - Extra open storage pedestal with grommet in kneespace

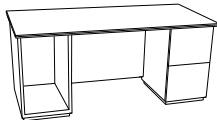
Freight Class: 125

### Single Pedestal Desk



Left Pedestal Desk

- Rectangular top
- 7.5" conference overhang



Right Pedestal Desk

- Pedestal Option Shown: 5
- Legal or letter filing
  - Extra open storage pedestal with grommet in kneespace

Freight Class: 125

Model	Dimensions	Cubic Ft.	Ship Weight	1	2	3	
<b>TV700LB</b> __ (Left)	72" X 34" X 29"	51.6	232	<b>1555</b>	<b>1578</b>	<b>1602</b>	
				Center Drawer <b>C</b>	208	211	214
				Keyboard Platform <b>K</b>	180	183	185
<b>TV700RB</b> __ (Right)	72" X 34" X 29"	51.6	232	<b>1555</b>	<b>1578</b>	<b>1602</b>	
				Center Drawer <b>C</b>	208	211	214
				Keyboard Platform <b>K</b>	180	183	185

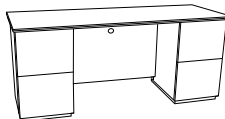
<b>PEDESTAL:</b>	BOX/BOX/FILE <b>3</b>	FILE/FILE <b>5</b>	<b>LOCKS</b>	\$95.00 <b>Y</b>
------------------	-----------------------	--------------------	--------------	------------------

Model	Dimensions	Cubic Ft.	Ship Weight	1	2	3	
<b>TV700L</b> __ (Left)	72" X 30" X 29"	43.5	223	<b>1377</b>	<b>1398</b>	<b>1418</b>	
				Center Drawer <b>C</b>	208	211	214
				Keyboard Platform <b>K</b>	180	183	185
<b>TV700R</b> __ (Right)	72" X 30" X 29"	43.5	223	<b>1377</b>	<b>1398</b>	<b>1418</b>	
				Center Drawer <b>C</b>	208	211	214
				Keyboard Platform <b>K</b>	180	183	185
<b>TV660L</b> __ (Left)	66" X 30" X 29"	40.2	215	<b>1341</b>	<b>1361</b>	<b>1381</b>	
				Center Drawer <b>C</b>	208	211	214
				Keyboard Platform <b>K</b>	180	183	185
<b>TV660R</b> __ (Right)	66" X 30" X 29"	40.2	215	<b>1341</b>	<b>1361</b>	<b>1381</b>	
				Center Drawer <b>C</b>	208	211	214
				Keyboard Platform <b>K</b>	180	183	185

<b>PEDESTAL:</b>	BOX/BOX/FILE <b>3</b>	FILE/FILE <b>5</b>	<b>LOCKS</b>	\$95.00 <b>Y</b>
------------------	-----------------------	--------------------	--------------	------------------

## CREDENZAS, RETURNS & BRIDGE:

### Double Pedestal Credenza



- Legal or letter filing
- One grommet in modesty panel

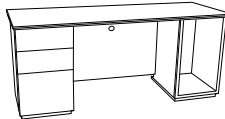
Pedestal Option Shown: 5

Freight Class: 125

Model	Dimensions	Cubic Ft.	Ship Weight	1	2	3	
<b>TV725</b> __	72" X 24" X 29"	36.1	217	<b>1377</b>	<b>1398</b>	<b>1418</b>	
				Keyboard Platform <b>K</b>	180	183	185
<b>TV625</b> __	66" X 24" X 29"	33.2	209	<b>1341</b>	<b>1361</b>	<b>1381</b>	
				Keyboard Platform <b>K</b>	180	183	185

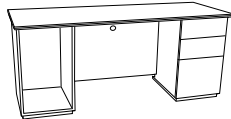
<b>PEDESTAL:</b>	BOX/BOX/FILE <b>3</b>	FILE/FILE <b>5</b>	LEFT B/B/F, RIGHT F/F <b>Z</b>	LEFT F/F, RIGHT B/B/F <b>9</b>	<b>LOCKS</b>	\$190.00 <b>Y</b>
------------------	-----------------------	--------------------	--------------------------------	--------------------------------	--------------	-------------------

### Single Pedestal Credenza



Left Pedestal Credenza

- Legal or letter filing
- Extra open storage pedestal with grommet in kneespace



Right Pedestal Credenza

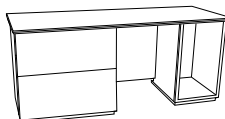
- Pedestal Option Shown: 3
- One grommet in modesty panel

Freight Class: 125

Model	Dimensions	Cubic Ft.	Ship Weight	1	2	3	
<b>TV725L</b> __ (Left)	72" X 24" X 29"	36.1	196	<b>1053</b>	<b>1069</b>	<b>1085</b>	
				Keyboard Platform <b>K</b>	180	183	185
<b>TV725R</b> __ (Right)	72" X 24" X 29"	36.1	196	<b>1053</b>	<b>1069</b>	<b>1085</b>	
				Keyboard Platform <b>K</b>	180	183	185
<b>TV625L</b> __ (Left)	66" X 24" X 29"	33.2	190	<b>1023</b>	<b>1038</b>	<b>1054</b>	
				Keyboard Platform <b>K</b>	180	183	185
<b>TV625R</b> __ (Right)	66" X 24" X 29"	33.2	190	<b>1023</b>	<b>1038</b>	<b>1054</b>	
				Keyboard Platform <b>K</b>	180	183	185

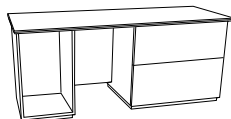
<b>PEDESTAL:</b>	BOX/BOX/FILE <b>3</b>	FILE/FILE <b>5</b>	<b>LOCKS</b>	\$95.00 <b>Y</b>
------------------	-----------------------	--------------------	--------------	------------------

### Lateral File Credenza



Left Lateral File Credenza

- Two lateral file drawers
- Letter or legal filing



Right Lateral File Credenza

- Extra open storage pedestal with grommet in kneespace

Freight Class: 125

Model	Dimensions	Cubic Ft.	Ship Weight	1	2	3
<b>TV733L</b> __ (Left)	72" X 24" X 29"	36.1	241	<b>1202</b>	<b>1220</b>	<b>1238</b>
<b>TV633L</b> __ (Left)	66" X 24" X 29"	33.2	233	<b>1172</b>	<b>1190</b>	<b>1207</b>
<b>TV733R</b> __ (Right)	72" X 24" X 29"	36.1	241	<b>1202</b>	<b>1220</b>	<b>1238</b>
<b>TV633R</b> __ (Right)	66" X 24" X 29"	33.2	233	<b>1172</b>	<b>1190</b>	<b>1207</b>

<b>LOCKS</b>	\$95.00 <b>Y</b>
--------------	------------------

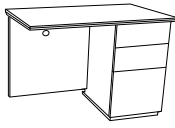
CONTEMPORARY VENEER



## Return



Left Return



Right Return

Pedestal Option Shown: 3

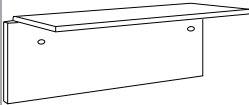
- Common grain direction with desks/credenzas
- Reversed coped edges for smooth connections
- Legal or letter filing
- One grommet in modesty panel

Freight Class: 125

				ZONE PRICING		
				1	2	3
TV622L_ (Left)	42" X 24" X 29"	Cubic Ft: 21.8	Ship Weight: 117	<b>988</b>	<b>1003</b>	<b>1018</b>
				Keyboard Platform <b>K</b>	180	183
TV622R_ (Right)	42" X 24" X 29"	Cubic Ft: 21.8	Ship Weight: 117	<b>988</b>	<b>1003</b>	<b>1018</b>
				Keyboard Platform <b>K</b>	180	183

<b>PEDESTAL:</b>	BOX/BOX/FILE <b>3</b>	FILE/FILE <b>5</b>	<b>LOCKS</b>	\$95.00 <b>Y</b>
------------------	-----------------------	--------------------	--------------	------------------

## Bridge



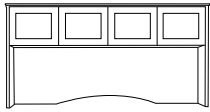
- Common grain direction with desks/credenzas
- Reversed coped edges for smooth connections
- Two wire management grommets

Freight Class: 100

TV484_	42" X 24" X 29"	Cubic Ft:4.9	Ship Weight:63	<b>569</b>	<b>578</b>	<b>586</b>
--------	-----------------	--------------	----------------	------------	------------	------------

## OVERHEAD STORAGE:

### Overhead Storage/ Frosted Door Inserts

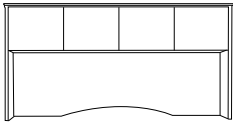


- Two storage compartments
- Four doors with frosted inserts
- Integral wire management

Freight Class: 125

TV728_	72" X 16" X 36.5"	Cubic Ft:34.4	Ship Weight:176	<b>1137</b>	<b>1154</b>	<b>1171</b>
				Task Light <b>T</b>	\$121.00	\$123.00
TV628_	66" X 16" X 36.5"	Cubic Ft:28.3	Ship Weight:157	<b>1046</b>	<b>1062</b>	<b>1077</b>
				Task Light <b>T</b>	\$121.00	\$123.00

### Overhead Storage/ Wood Doors



- Two storage compartments
- Four wood doors
- Integral wire management

Freight Class: 125

TV727_	72" X 16" X 36.5"	Cubic Ft:34.4	Ship Weight:174	<b>1137</b>	<b>1154</b>	<b>1171</b>
				Task Light <b>T</b>	\$121.00	\$123.00
TV627_	66" X 16" X 36.5"	Cubic Ft:28.3	Ship Weight:155	<b>1046</b>	<b>1062</b>	<b>1077</b>
				Task Light <b>T</b>	\$121.00	\$123.00

<b>LOCKS</b>	\$150.00 <b>Y</b>
--------------	-------------------

## FILE, BOOKCASES & TABLE:

### Bookcase Hutch

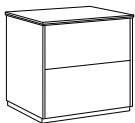


- Two adjustable bookshelves
- Fits on two drawer lateral file

Freight Class: 125

TV317_	33" X 16" X 36.5"	Cubic Ft:15.3	Ship Weight:95	<b>808</b>	<b>820</b>	<b>832</b>
--------	-------------------	---------------	----------------	------------	------------	------------

### Two-Drawer Lateral File



- Two lateral file drawers
- Includes filing hardware
- Legal or letter filing
- Recessed base trim

Freight Class: 125

TV346_	33" X 24" X 29"	Cubic Ft:14.0	Ship Weight:127	<b>1137</b>	<b>1154</b>	<b>1171</b>
--------	-----------------	---------------	-----------------	-------------	-------------	-------------

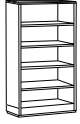
<b>LOCKS</b>	\$95.00 <b>Y</b>
--------------	------------------

CONTEMPORARY VENEER

ZONE  
PRICING

**1**   **2**   **3**

**Five Shelf Bookcase**



- Four adjustable shelves
- Bottom shelf fixed
- All shelves 1" thick

Freight Class: 400

<b>TV72_</b>	33" X 16" X 72"	Cubic Ft:24.7	Ship Weight:149	<b>1615</b>	<b>1639</b>	<b>1663</b>
--------------	-----------------	---------------	-----------------	-------------	-------------	-------------

**Round Table**



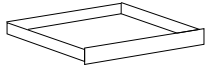
- Round veneer top
- Black metal base
- Honey Cherry (C) or Rouge Mahogany (RM) top
- Ships in two cartons
- Easy to assemble

Freight Class: 400

<b>AVR36_</b>	36" X 29"	Cubic Ft:13.9	Ship Weight:62	<b>590</b>	<b>599</b>	<b>608</b>
---------------	-----------	---------------	----------------	------------	------------	------------

**CENTER DRAWERS & KEYBOARD PLATFORMS:**

**Center Drawer**

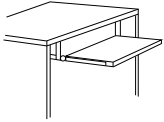


- GVCD38\_ Fits 72" double pedestal desks & credenzas
- GVCD32\_ Fits 66" double pedestal desks & credenzas
- GVCD30\_ Fits 72" single pedestal desks & credenzas
- GVCD25\_ Fits 66" single pedestal desks & credenzas

Freight Class: 100

<b>GVCD38_</b>	38" X 18" X 3"	Cubic Ft:2.4	Ship Weight:14	<b>208</b>	<b>211</b>	<b>214</b>
<b>GVCD32_</b>	32" X 18" X 3"	Cubic Ft:2.4	Ship Weight:13	<b>208</b>	<b>211</b>	<b>214</b>
<b>GVCD30_</b>	30.5" X 18" X 3"	Cubic Ft:2.4	Ship Weight:13	<b>208</b>	<b>211</b>	<b>214</b>
<b>GVCD25_</b>	24.5" X 18" X 3"	Cubic Ft:2.4	Ship Weight:12	<b>208</b>	<b>211</b>	<b>214</b>

**Keyboard Platform**



- Platform only
- GVK21 fits single pedestal desks, credenzas and returns
- GVK29 fits double pedestal desks and credenzas

Freight Class: 92.5

<b>GVK21</b>	22" X 18" X 2.75"	Cubic Ft:1.3	Ship Weight:13	<b>180</b>	<b>183</b>	<b>185</b>
<b>GVK29</b>	28" X 18" X 2.75"	Cubic Ft:1.3	Ship Weight:18	<b>180</b>	<b>183</b>	<b>185</b>



## CHARACTERISTICS

Legacy features **Rouge Mahogany** finish on book matched American Cherry veneer. All horizontal and vertical surfaces feature Full-Fill finish. Catalyzed lacquer topcoat creates harder, more durable finish and includes high sheen. Desk pad or glass with stand-offs will further protect veneer tops. Worksurface dimensions will vary due to edge profile treatment. Always measure actual worksurface before ordering glass or other top to fit unit.

## FINISH CHOICE

**M** Rouge Mahogany

## IMPORTANT NOTE

Because of the natural characteristics of wood, color may vary slightly between pieces. Color will mellow and age over time.

## CONSTRUCTION

All panels are 5-ply construction with commercial-grade coreboard center and two veneer sheets top and bottom. Veneer is cross-grained for strength.

## PEDESTALS, CREDENZAS, FILE CABINETS AND STORAGE UNITS

All cases are ¾" thick core surfaced with cherry veneer and edge banded as required. Units assembled using tongue & groove construction. Most models feature full modesty panels. Inset drawer fronts available at \$53 list per pedestal; specify **NC** at front of model number. Molding is standard on these selections. Standard leadtime only.

## TOPS

High pressure laminate top features the same tops as in the Bedford Series, which has a solid hardwood edge with a slightly different profile than the wood veneer top. Round table top utilizes composite edge.

**LVM Models:** All LVM case tops are 13/16" thick with cherry veneer, properly backed, and have solid hardwood edges.

**LVM & LPM Models:** All bridge and return tops feature common grain direction with desk/credenza as well as reverse coped edges for smooth work surface connection with desk/credenza.

**LPM Models:** All units, except bookcases and hutches, can be ordered with a high gloss, high pressure laminate top by specifying LPM. *Example: LPM720.*

## DRAWERS

All drawer fronts are constructed of ¾" thick MDF core surfaced in cherry veneer. Drawer sides are ½" thick hardwood veneer interiors in light lacquer finish with veneer top edges. Drawer bottoms are ¼" thick

hardwood veneer

- All box drawers are suspended on smooth action metal slides with steel ball bearings
- All file drawers and file cabinet drawers are mounted on heavy-duty steel ball bearing, full extension slides
- Black ProFile filing hardware includes pre-installed rails with adjustable crossbars that lock into position
- All file drawers allow letter filing front-to-back and side-to-side; legal filing side-to-side
- All lateral file drawers allow letter and/or legal filing front-to-back and legal filing side-to-side
- Maximum weight for bottom loading 40 lb
- Drawers are constructed with 5 sides for extra strength and durability. The drawer front is the 5th side and is removable in the field for repairs or hardware additions

## WRITING SLIDES

Pull-out writing slides are included on all drawer pedestals on desks, credenzas and returns.

## WIRE MANAGEMENT

See features for number of grommets and location. Additional grommets can be added for extended wire management capability at \$106 list per grommet. Includes factory cut and installed grommet and black sleeve. Call for special quote. Specify location and quote number with order.

## HARDWARE

Pulls and knobs are a beautiful traditional design, solid metal with a brass finish to complement Legacy.

## LOCKS

- Independent fully locking pedestals are standard on all credenzas and desks
- Two drawer lateral files feature individually locking drawers.
- Four drawer lateral files feature central locking and are keyed different than other locks due to the anti-tilt mechanism inside the unit
- All locks are keyed identical unless otherwise specified
- "Key Different" option is \$21 list upcharge per lock. Locks/cores packaged to customer requirements
- Additional lead time for "Key Different". For optional locking on overhead storage units with four wood doors, add **Y** to the end of the model number and add \$150 to the list price of unit

## ACCESSORIES *Factory Installed*

Certain accessories can be ordered installed prior to shipment. Add letter designator (K or C) at end of the desk, credenza or overhead model number:

- K** Keyboard Platform  
*Example: LVM725K*
- C** Center Drawer  
*Example: LVM725C*

## OPTIONAL MOLDING

Optional picture frame molding (**DX**) is available. Please call customer service for more information.

## QUICKSHIP

Quick Ship is not available on any items ordered with option.

## PACKING

All units are properly packed in heavy-duty cartons with reinforced corner pads. All packaging conforms to, or exceeds specifications as outlined in the Uniform Freight Classification. All desks, credenzas, files and overhead storage units are shipped preassembled. Modular L- and U-Shaped workstations are shipped in multiple cartons, requiring connection.

## PALLETIZATION

Casegood products may be palletized prior to shipment for enhanced protection and further assurance of safe delivery. Pallets are one per product, in most cases, and sized per product. Palletization is \$21 net per pallet. Contact Customer Service for additional details.

## CARE & CLEANING INSTRUCTIONS

**Normal cleaning:** Wood veneer products require special care. When cleaning, it is important to use a quality window cleaner which contains no ammonia followed by a dry soft cloth to remove any dampness.

**Polish Suggestions:** To polish veneer furniture, we recommend that you use a quality furniture polish which contains no silicone followed by a dry soft cloth. Using a polish without silicone, will protect the everlasting beauty of this natural wood product.

**Warning:** Using a polish containing silicone may cloud the finish, soften, crack or lift the finish and void your warranty.

Specifications subject to change without notice.

ZONE  
PRICING

1

2

3

**CONFIGURATIONS:**

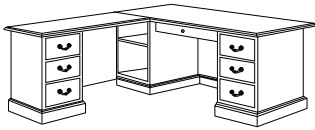
**Computer Workstation**



72" x 24" x 76"

DESCRIPTION	MODEL NUMBER	QT	FT. CLASS	CUBIC FT.	SHIP WEIGHT			
<i>Left Pedestal Credenza</i>	LVM725L 72" X 24" X 30"	1	125	35.7	230	2531	2569	2607
<i>Hutch for Computer Credenza</i>	LVM727 72" X 17" X 46"	1	125	43.6	219	2418	2454	2491
<i>Pull Out Keyboard Platform</i>	LVMK35 29" X 18" X	1	92.5	3.0	17	236	240	243
<b>TOTAL:</b>						<b>82.30</b>	<b>466</b>	<b>5185 5263 5341</b>

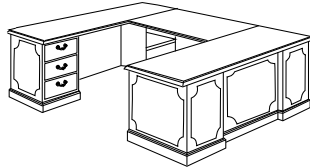
**L-Shaped Workstation**



72" x 83" x 30"

DESCRIPTION	MODEL NUMBER	QT	FT. CLASS	CUBIC FT.	SHIP WEIGHT			
<i>Right Pedestal Desk</i>	LVM721R 72" X 36" X 30"	1	125	51.6	276	3054	3100	3146
<i>Left Pedestal Return</i>	LVM722L 48" X 24" X 30"	1	125	25.3	145	1830	1857	1885
<b>TOTAL:</b>						<b>76.90</b>	<b>421</b>	<b>4884 4957 5031</b>

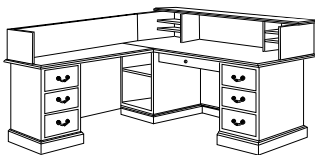
**U-Shaped Workstation**



72" x 106" x 30"

DESCRIPTION	MODEL NUMBER	QT	FT. CLASS	CUBIC FT.	SHIP WEIGHT			
<i>Right Pedestal Desk with Deluxe Traditional Molding</i>	LVM721RDX 72" X 36" X 30"	1	125	51.6	276	3173	3221	3268
<i>Left Pedestal Credenza with Deluxe Traditional Molding</i>	LVM725LDX 72" X 24" X 30"	1	125	35.7	230	2650	2690	2730
<i>Desk Height Bridge</i>	LVM485 48" X 24" X 30"	1	100	4.0	68	823	835	848
<b>TOTAL:</b>						<b>91.30</b>	<b>574</b>	<b>6646 6746 6846</b>

**Reception Station**



72" x 83" x 44"

DESCRIPTION	MODEL NUMBER	QT	FT. CLASS	CUBIC FT.	SHIP WEIGHT			
<i>Right Pedestal Desk</i>	LVM721R 72" X 36" X 30"	1	125	51.6	276	3054	3100	3146
<i>Left Pedestal Return</i>	LVM722L 48" X 24" X 30"	1	125	25.3	145	1830	1857	1885
<i>Reception Screen Main</i>	LVM710 72" X 35" X 14"	1	70	31.9	140	1881	1909	1937
<i>Left Reception Screen Return</i>	LVM711L 47" X 22" X 13"	1	70	1.5	27	462	469	476
<b>TOTAL:</b>						<b>110.30</b>	<b>588</b>	<b>7227 7335 7444</b>

**DESKS:**

**Double Pedestal Desk**



- Two box drawers
- Two file drawers, letter or legal filing
- Two pullout writing slides
- Center drawer
- LPM - HPL Top
- LVM - Wood Veneer Top
- DX - Picture Frame Molding
- Central locking

Freight Class: 125

<b>LPM600</b>	60" X 30" X 30"	Cubic Ft:36.7	Ship Weight:244	<b>3148</b>	<b>3195</b>	<b>3242</b>
<b>LPM600DX</b>	60" X 30" X 30"	Cubic Ft:36.7	Ship Weight:244	<b>3267</b>	<b>3316</b>	<b>3365</b>
<b>LVM660</b>	66" X 30" X 30"	Cubic Ft:40.2	Ship Weight:259	<b>3161</b>	<b>3208</b>	<b>3256</b>
<b>LVM660DX</b>	66" X 30" X 30"	Cubic Ft:40.2	Ship Weight:259	<b>3281</b>	<b>3330</b>	<b>3379</b>
<b>LPM660</b>	66" X 30" X 30"	Cubic Ft:40.2	Ship Weight:259	<b>3161</b>	<b>3208</b>	<b>3256</b>
<b>LPM660DX</b>	66" X 30" X 30"	Cubic Ft:40.2	Ship Weight:259	<b>3281</b>	<b>3330</b>	<b>3379</b>

TRADITIONAL VENEER



ZONE PRICING	1	2	3
--------------	---	---	---

## Double Pedestal Desk



- Two box drawers
- Two file drawers, letter or legal filing
- Two pullout writing slides
- Center drawer standard
- LPM - HPL Top
- LVM - Wood Veneer Top
- DX - Picture Frame Molding
- Central locking
- 38" kneespace
- 751 - Extra large top with a 14" overhang

Freight Class: 125

LVM720	QS	72" X 36" X 30"	Cubic Ft:51.6	Ship Weight:295	3287	3336	3386
LVM720DX	QS	72" X 36" X 30"	Cubic Ft:51.6	Ship Weight:295	3406	3457	3508
LPM720		72" X 36" X 30"	Cubic Ft:51.6	Ship Weight:295	3287	3336	3386
LPM720DX		72" X 36" X 30"	Cubic Ft:51.6	Ship Weight:295	3406	3457	3508
LVM751	QS	78" X 42" X 30"	Cubic Ft:66.5	Ship Weight:325	4442	4509	4575
LVM751DX	QS	78" X 42" X 30"	Cubic Ft:66.5	Ship Weight:325	4561	4629	4698
LPM751		78" X 42" X 30"	Cubic Ft:66.5	Ship Weight:325	4442	4509	4575
LPM751DX		78" X 42" X 30"	Cubic Ft:66.5	Ship Weight:325	4561	4629	4698

## Left Pedestal Desk



- One box drawer
- One file drawer, letter or legal filing
- One pull-out writing slide
- Center drawer standard
- Central locking
- Open storage with adjustable shelf
- One grommet in open storage pedestal
- LPM - HPL Top
- LVM - Wood Veneer Top
- DX - Picture Frame Molding

Freight Class: 125

LVM651L	QS	66" X 30" X 30"	Cubic Ft:40.2	Ship Weight:240	2926	2970	3014
LVM651LDX	QS	66" X 30" X 30"	Cubic Ft:40.2	Ship Weight:240	3046	3092	3137
LPM651L		66" X 30" X 30"	Cubic Ft:40.2	Ship Weight:240	2926	2970	3014
LPM651LDX		66" X 30" X 30"	Cubic Ft:40.2	Ship Weight:240	3046	3092	3137
LVM721L	QS	72" X 36" X 30"	Cubic Ft:51.6	Ship Weight:276	3054	3100	3146
LVM721LDX	QS	72" X 36" X 30"	Cubic Ft:51.6	Ship Weight:276	3173	3221	3268
LPM721L		72" X 36" X 30"	Cubic Ft:51.6	Ship Weight:276	3054	3100	3146
LPM721LDX		72" X 36" X 30"	Cubic Ft:51.6	Ship Weight:276	3173	3221	3268

## Right Pedestal Desk



- One box drawer
- One file drawer, letter or legal filing
- One pull-out writing slide
- Center drawer
- Central locking
- Open storage with adjustable shelf
- Wire management grommet in open storage pedestal
- LPM - HPL Top
- LVM - Wood Veneer Top
- DX - Picture Frame Molding

Freight Class: 125

LVM651R	QS	66" X 30" X 30"	Cubic Ft:40.2	Ship Weight:240	2926	2970	3014
LVM651RDX	QS	66" X 30" X 30"	Cubic Ft:40.2	Ship Weight:240	3046	3092	3137
LPM651R		66" X 30" X 30"	Cubic Ft:40.2	Ship Weight:240	2926	2970	3014
LPM651RDX		66" X 30" X 30"	Cubic Ft:40.2	Ship Weight:240	3046	3092	3137
LVM721R	QS	72" X 36" X 30"	Cubic Ft:51.6	Ship Weight:276	3054	3100	3146
LVM721RDX	QS	72" X 36" X 30"	Cubic Ft:51.6	Ship Weight:276	3173	3221	3268
LPM721R		72" X 36" X 30"	Cubic Ft:51.6	Ship Weight:276	3054	3100	3146
LPM721RDX		72" X 36" X 30"	Cubic Ft:51.6	Ship Weight:276	3173	3221	3268

## CREDENZAS:

### Storage Credenza



- Two box drawers
- Two file drawers, letter or legal filing
- Two pull-out writing slides
- Individually front locking pedestals
- Storage compartment has one adjustable shelf
- Hinged front opening doors
- LPM - HPL Top
- LVM - Wood Veneer Top
- DX - Picture Frame Molding

Freight Class: 125

LVM704	QS	72" X 24" X 30"	Cubic Ft:35.7	Ship Weight:278	3472	3524	3576
LVM704DX	QS	72" X 24" X 30"	Cubic Ft:35.7	Ship Weight:278	3592	3646	3700
LPM704		72" X 24" X 30"	Cubic Ft:35.7	Ship Weight:278	3472	3524	3576
LPM704DX		72" X 24" X 30"	Cubic Ft:35.7	Ship Weight:278	3592	3646	3700

ZONE  
PRICING

**1 2 3**

**Computer Credenza**



- Two pull-out writing slides
- Two box drawers
- Two file drawers, letter or legal filing
- Pull-out keyboard platform
- Individually locking pedestals
- Kneespace 38" wide
- Grommet in center of modesty panel
- LPM - HPL Top
- LVM - Wood Veneer Top
- DX - Picture Frame Molding

Freight Class: 125

<b>LVM744</b>	<b>QS</b>	72" X 24" X 30"	Cubic Ft:35.7	Ship Weight:250	<b>3076</b>	<b>3122</b>	<b>3168</b>
<b>LVM744DX</b>	<b>QS</b>	72" X 24" X 30"	Cubic Ft:35.7	Ship Weight:250	<b>3195</b>	<b>3243</b>	<b>3291</b>
<b>LPM744</b>		72" X 24" X 30"	Cubic Ft:35.7	Ship Weight:250	<b>3076</b>	<b>3122</b>	<b>3168</b>
<b>LPM744DX</b>		72" X 24" X 30"	Cubic Ft:35.7	Ship Weight:250	<b>3195</b>	<b>3243</b>	<b>3291</b>

**Computer Credenza**



- Two pullout writing slides
- Two box drawers
- Two file drawers, letter or legal filing
- Individually front locking pedestals
- Pull-out keyboard platform
- Grommet in center of modesty panel
- LPM - HPL Top
- LVM - Wood Veneer Top
- DX - Picture Frame Molding

Freight Class: 125

<b>LVM644</b>	<b>QS</b>	66" X 24" X 30"	Cubic Ft:32.8	Ship Weight:237	<b>2772</b>	<b>2814</b>	<b>2855</b>
<b>LVM644DX</b>	<b>QS</b>	66" X 24" X 30"	Cubic Ft:32.8	Ship Weight:237	<b>2891</b>	<b>2934</b>	<b>2978</b>
<b>LPM644</b>		66" X 24" X 30"	Cubic Ft:32.8	Ship Weight:237	<b>2772</b>	<b>2814</b>	<b>2855</b>
<b>LPM644DX</b>		66" X 24" X 30"	Cubic Ft:32.8	Ship Weight:237	<b>2891</b>	<b>2934</b>	<b>2978</b>

**Kneespace Credenza**



- Two pull-out writing slides
- Two box drawers
- Two file drawers, letter or legal filing
- Standard center drawer
- Individually locking pedestals
- LPM - HPL Top
- LVM - Wood Veneer Top
- DX - Picture Frame Molding
- Kneespace 38" wide
- Grommet in modesty panel

Freight Class: 125

<b>LVM744C</b>	<b>QS</b>	72" X 24" X 30"	Cubic Ft:35.7	Ship Weight:246	<b>3088</b>	<b>3134</b>	<b>3181</b>
<b>LVM744CDX</b>	<b>QS</b>	72" X 24" X 30"	Cubic Ft:35.7	Ship Weight:246	<b>3207</b>	<b>3255</b>	<b>3303</b>
<b>LPM744C</b>		72" X 24" X 30"	Cubic Ft:35.7	Ship Weight:246	<b>3088</b>	<b>3134</b>	<b>3181</b>
<b>LPM744CDX</b>		72" X 24" X 30"	Cubic Ft:35.7	Ship Weight:246	<b>3207</b>	<b>3255</b>	<b>3303</b>

**Kneespace Credenza**



- Same as above except:
- Kneespace 32" wide

Freight Class: 125

<b>LVM644C</b>	<b>QS</b>	66" X 24" X 30"	Cubic Ft:32.8	Ship Weight:237	<b>3051</b>	<b>3097</b>	<b>3143</b>
<b>LVM644CDX</b>	<b>QS</b>	66" X 24" X 30"	Cubic Ft:32.8	Ship Weight:237	<b>3170</b>	<b>3218</b>	<b>3265</b>
<b>LPM644C</b>		66" X 24" X 30"	Cubic Ft:32.8	Ship Weight:237	<b>3051</b>	<b>3097</b>	<b>3143</b>
<b>LPM644CDX</b>		66" X 24" X 30"	Cubic Ft:32.8	Ship Weight:237	<b>3170</b>	<b>3218</b>	<b>3265</b>

**Left Lateral File Credenza**



- Two lateral file drawers
- Letter or legal filing
- PROFile hardware pre-installed
- LPM - HPL Top
- LVM - Wood Veneer Top
- DX - Picture Frame Molding
- Front locking pedestal
- Connects with bridge/desk Open storage with adjustable shelf


Freight Class: 125

<b>LVM733L</b>	<b>QS</b>	72" X 24" X 30"	Cubic Ft:35.7	Ship Weight:239	<b>2601</b>	<b>2640</b>	<b>2679</b>
<b>LVM733LDX</b>	<b>QS</b>	72" X 24" X 30"	Cubic Ft:35.7	Ship Weight:239	<b>2720</b>	<b>2761</b>	<b>2802</b>
<b>LPM733L</b>		72" X 24" X 30"	Cubic Ft:35.7	Ship Weight:239	<b>2601</b>	<b>2640</b>	<b>2679</b>
<b>LPM733LDX</b>		72" X 24" X 30"	Cubic Ft:35.7	Ship Weight:239	<b>2720</b>	<b>2761</b>	<b>2802</b>
<b>LVM633L</b>	<b>QS</b>	66" X 24" X 30"	Cubic Ft:32.8	Ship Weight:229	<b>2479</b>	<b>2516</b>	<b>2553</b>
<b>LVM633LDX</b>	<b>QS</b>	66" X 24" X 30"	Cubic Ft:32.8	Ship Weight:229	<b>2598</b>	<b>2637</b>	<b>2676</b>
<b>LPM633L</b>		66" X 24" X 30"	Cubic Ft:32.8	Ship Weight:229	<b>2479</b>	<b>2516</b>	<b>2553</b>
<b>LPM633LDX</b>		66" X 24" X 30"	Cubic Ft:32.8	Ship Weight:229	<b>2598</b>	<b>2637</b>	<b>2676</b>

TRADITIONAL VENEER



## Right Lateral File Credenza

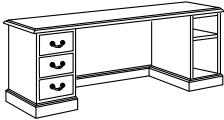


- Two lateral file drawers
- Letter or legal filing
- Front locking pedestal
- Connects with bridge/desk
- Open storage with adjustable shelf
- LPM - HPL Top
- LVM - Wood Veneer Top
- DX - Picture Frame Molding

Freight Class: 125

					ZONE PRICING	1	2	3
LVM733R	QS	72" X 24" X 30"	Cubic Ft:35.7	Ship Weight:239		2601	2640	2679
LVM733RDX	QS	72" X 24" X 30"	Cubic Ft:35.7	Ship Weight:239		2720	2761	2802
LPM733R		72" X 24" X 30"	Cubic Ft:35.7	Ship Weight:239		2601	2640	2679
LPM733RDX		72" X 24" X 30"	Cubic Ft:35.7	Ship Weight:239		2720	2761	2802
LVM633R	QS	66" X 24" X 30"	Cubic Ft:32.8	Ship Weight:229		2479	2516	2553
LVM633RDX	QS	66" X 24" X 30"	Cubic Ft:32.8	Ship Weight:229		2598	2637	2676
LPM633R		66" X 24" X 30"	Cubic Ft:32.8	Ship Weight:229		2479	2516	2553
LPM633RDX		66" X 24" X 30"	Cubic Ft:32.8	Ship Weight:229		2598	2637	2676

## Left Pedestal Credenza

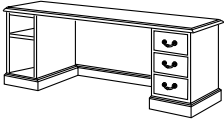


- One box drawer
- One file drawer, letter or legal filing
- One pull-out writing slide
- Individually locking pedestal
- Open storage with adjustable shelf
- 72" = Kneespace 38" wide
- 66" = Kneespace 32" wide
- One grommet in open storage and one in modesty panel
- LPM - HPL Top
- LVM - Wood Veneer Top
- DX - Picture Frame Molding

Freight Class: 125

LVM725L	QS	72" X 24" X 30"	Cubic Ft:35.7	Ship Weight:230		2531	2569	2607
					Keyboard Platform K	218	221	225
LVM725LDX	QS	72" X 24" X 30"	Cubic Ft:35.7	Ship Weight:230		2650	2690	2730
					Keyboard Platform K	218	221	225
LPM725L		72" X 24" X 30"	Cubic Ft:35.7	Ship Weight:230		2531	2569	2607
					Keyboard Platform K	218	221	225
LPM725LDX		72" X 24" X 30"	Cubic Ft:35.7	Ship Weight:230		2650	2690	2730
					Keyboard Platform K	218	221	225
LVM625L	QS	66" X 24" X 30"	Cubic Ft:32.8	Ship Weight:220		2236	2270	2303
					Keyboard Platform K	218	221	225
LVM625LDX	QS	66" X 24" X 30"	Cubic Ft:32.8	Ship Weight:220		2356	2391	2427
					Keyboard Platform K	218	221	225
LPM625L		66" X 24" X 30"	Cubic Ft:32.8	Ship Weight:220		2236	2270	2303
					Keyboard Platform K	218	221	225
LPM625LDX		66" X 24" X 30"	Cubic Ft:32.8	Ship Weight:220		2356	2391	2427
					Keyboard Platform K	218	221	225

## Right Pedestal Credenza



- One box drawer
- One file drawer, letter or legal filing
- One pull-out writing slide
- Individually locking pedestal
- Open storage with adjustable shelf
- 72" = Kneespace 38" wide
- 66" = Kneespace 32" wide
- One grommet in open storage and one in modesty panel
- LPM - HPL Top
- LVM - Wood Veneer Top
- DX - Picture Frame Molding


Freight Class: 125

LVM725R	QS	72" X 24" X 30"	Cubic Ft:35.7	Ship Weight:230		2531	2569	2607
					Keyboard Platform K	218	221	225
LVM725RDX	QS	72" X 24" X 30"	Cubic Ft:35.7	Ship Weight:230		2650	2690	2730
					Keyboard Platform K	218	221	225
LPM725R		72" X 24" X 30"	Cubic Ft:35.7	Ship Weight:230		2531	2569	2607
					Keyboard Platform K	218	221	225
LPM725RDX		72" X 24" X 30"	Cubic Ft:35.7	Ship Weight:230		2650	2690	2730
					Keyboard Platform K	218	221	225
LVM625R	QS	66" X 24" X 30"	Cubic Ft:32.8	Ship Weight:220		2236	2270	2303
					Keyboard Platform K	218	221	225
LVM625RDX	QS	66" X 24" X 30"	Cubic Ft:32.8	Ship Weight:220		2356	2391	2427
					Keyboard Platform K	218	221	225
LPM625R		66" X 24" X 30"	Cubic Ft:32.8	Ship Weight:220		2236	2270	2303
					Keyboard Platform K	218	221	225
LPM625RDX		66" X 24" X 30"	Cubic Ft:32.8	Ship Weight:220		2356	2391	2427
					Keyboard Platform K	218	221	225



ZONE PRICING	1	2	3
--------------	---	---	---

**Single Pedestal Credenza with Door**



- One box drawer
- One file drawer, letter or legal filing
- One pull-out writing slide
- Individually locking pedestal
- Storage with adjustable shelf behind door
- 72" = Kneespace 38" wide
- 66" = Kneespace 32" wide
- Wire management grommets in open storage and modesty panel
- LPM - HPL Top
- LVM - Wood Veneer Top
- DX - Picture Frame Molding

<b>LVM726L</b> (Left)	Cubic Ft:35.7	Ship Weight:235	<b>2671</b>	<b>2711</b>	<b>2751</b>
		<b>Keyboard Platform K</b>	218	221	225
<b>LVM726R</b> (Right)	Cubic Ft:35.7	Ship Weight:235	<b>2671</b>	<b>2711</b>	<b>2751</b>
		<b>Keyboard Platform K</b>	218	221	225
<b>LVM626L</b> (Left)	Cubic Ft:32.8	Ship Weight:225	<b>2376</b>	<b>2412</b>	<b>2447</b>
		<b>Keyboard Platform K</b>	218	221	225
<b>LVM626R</b> (Right)	Cubic Ft:32.8	Ship Weight:225	<b>2376</b>	<b>2412</b>	<b>2447</b>
		<b>Keyboard Platform K</b>	218	221	225

Freight Class: 125

**RETURNS, BRIDGES & SCREENS:**

**Left Desk Height Return**




- One box drawer
- One file drawer, letter or legal filing
- One pull-out writing slide
- Locking pedestal
- Top has a reverse coped edge detail to ensure a smooth work surface
- Top features common grain direction with desks
- LPM - HPL Top
- LVM - Wood Veneer Top
- DX - Picture Frame Molding

<b>LVM722L</b>	<b>QS</b>	48" X 24" X 30"	Cubic Ft:25.3	Ship Weight:145	<b>1830</b>	<b>1857</b>	<b>1885</b>
				<b>Keyboard Platform K</b>	218	221	225
<b>LVM722LDX</b>	<b>QS</b>	48" X 24" X 30"	Cubic Ft:25.3	Ship Weight:145	<b>1921</b>	<b>1950</b>	<b>1979</b>
				<b>Keyboard Platform K</b>	218	221	225
<b>LPM722L</b>		48" X 24" X 30"	Cubic Ft:25.3	Ship Weight:145	<b>1830</b>	<b>1857</b>	<b>1885</b>
				<b>Keyboard Platform K</b>	218	221	225
<b>LPM722LDX</b>		48" X 24" X 30"	Cubic Ft:25.3	Ship Weight:145	<b>1921</b>	<b>1950</b>	<b>1979</b>
				<b>Keyboard Platform K</b>	218	221	225
<b>LVM622L</b>	<b>QS</b>	42" X 24" X 30"	Cubic Ft:21.8	Ship Weight:135	<b>1672</b>	<b>1697</b>	<b>1722</b>
<b>LVM622LDX</b>	<b>QS</b>	42" X 24" X 30"	Cubic Ft:21.8	Ship Weight:135	<b>1762</b>	<b>1788</b>	<b>1815</b>
<b>LPM622L</b>		42" X 24" X 30"	Cubic Ft:21.8	Ship Weight:135	<b>1672</b>	<b>1697</b>	<b>1722</b>
<b>LPM622LDX</b>		42" X 24" X 30"	Cubic Ft:21.8	Ship Weight:135	<b>1762</b>	<b>1788</b>	<b>1815</b>

Freight Class: 125

**Right Desk Height Return**

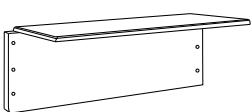


- One box drawer
- One file drawer, letter or legal filing
- One pull-out writing slide
- Individually locking pedestal
- Top has a reverse coped edge detail to ensure a smooth work surface
- Top features common grain direction with desks
- LPM - HPL Top
- LVM - Wood Veneer Top
- DX - Picture Frame Molding

<b>LVM722R</b>	<b>QS</b>	48" X 24" X 30"	Cubic Ft:25.3	Ship Weight:145	<b>1830</b>	<b>1857</b>	<b>1885</b>
				<b>Keyboard Platform K</b>	218	221	225
<b>LVM722RDX</b>	<b>QS</b>	48" X 24" X 30"	Cubic Ft:25.3	Ship Weight:145	<b>1921</b>	<b>1950</b>	<b>1979</b>
				<b>Keyboard Platform K</b>	218	221	225
<b>LPM722R</b>		48" X 24" X 30"	Cubic Ft:25.3	Ship Weight:145	<b>1830</b>	<b>1857</b>	<b>1885</b>
				<b>Keyboard Platform K</b>	218	221	225
<b>LPM722RDX</b>		48" X 24" X 30"	Cubic Ft:25.3	Ship Weight:145	<b>1921</b>	<b>1950</b>	<b>1979</b>
				<b>Keyboard Platform K</b>	218	221	225
<b>LVM622R</b>	<b>QS</b>	42" X 24" X 30"	Cubic Ft:21.8	Ship Weight:135	<b>1672</b>	<b>1697</b>	<b>1722</b>
<b>LVM622RDX</b>	<b>QS</b>	42" X 24" X 30"	Cubic Ft:21.8	Ship Weight:135	<b>1762</b>	<b>1788</b>	<b>1815</b>
<b>LPM622R</b>		42" X 24" X 30"	Cubic Ft:21.8	Ship Weight:135	<b>1672</b>	<b>1697</b>	<b>1722</b>
<b>LPM622RDX</b>		42" X 24" X 30"	Cubic Ft:21.8	Ship Weight:135	<b>1762</b>	<b>1788</b>	<b>1815</b>

Freight Class: 125

**Desk Height Bridge**



- Use with single pedestal desks and credenzas
- Top has a reverse coped edge detail to ensure a solid, smooth work surface
- Top features common grain direction with desk and credenza
- LPM - HPL Top
- LVM - Wood Veneer Top

<b>LVM485</b>	<b>QS</b>	48" X 24" X 30"	Cubic Ft:4.0	Ship Weight:68	<b>823</b>	<b>835</b>	<b>848</b>
<b>LPM485</b>	<b>QS</b>	48" X 24" X 30"	Cubic Ft:4.0	Ship Weight:68	<b>823</b>	<b>835</b>	<b>848</b>
<b>LVM484</b>		42" X 24" X 30"	Cubic Ft:4.0	Ship Weight:60	<b>724</b>	<b>735</b>	<b>746</b>
<b>LPM484</b>		42" X 24" X 30"	Cubic Ft:4.0	Ship Weight:60	<b>724</b>	<b>735</b>	<b>746</b>

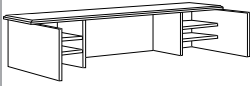
Freight Class: 100

TRADITIONAL VENEER



ZONE PRICING	1	2	3
--------------	---	---	---

## Reception Screen for Main

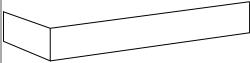


- Fits 72" x 36" single pedestal or double pedestal desks
- Non-skid rubber strips on bottom prohibits movement
- Four adjustable shelves

Freight Class: 70

<b>LVM710</b>	<b>QS</b>	72" X 35" X 14"	Cubic Ft:31.9	Ship Weight:140	<b>1881</b>	<b>1909</b>	<b>1937</b>
---------------	-----------	-----------------	---------------	-----------------	-------------	-------------	-------------

## Reception Screen for Return



- Fits 48" x 24" executive height return
- Hardware included to join to main reception screen
- 711L fits left return
- 711R fits right return
- Assembly required

Freight Class: 70

<b>LVM711L</b>	<b>QS</b>	47" X 22" X 13"	Cubic Ft:1.5	Ship Weight:27	<b>462</b>	<b>469</b>	<b>476</b>
<b>LVM711R</b>	<b>QS</b>	47" X 22" X 13"	Cubic Ft:1.5	Ship Weight:27	<b>462</b>	<b>469</b>	<b>476</b>

## FILES, BOOKCASES, OVERHEAD STORAGE & TABLES:

### Executive Lateral File



- Two lateral file drawers, letter or legal filing
- Pre-installed PROfile filing hardware
- Front locking
- Anti-tilt mechanism to prevent tipping
- LPM - HPL Top
- LVM - Wood Veneer Top
- DX - Picture Frame Molding

Freight Class: 100

<b>LVM346</b>	<b>QS</b>	38.25" X 24" X 30"	Cubic Ft:19.5	Ship Weight:154	<b>1952</b>	<b>1981</b>	<b>2011</b>
<b>LVM346DX</b>	<b>QS</b>	38.25" X 24" X 30"	Cubic Ft:19.5	Ship Weight:154	<b>2040</b>	<b>2071</b>	<b>2101</b>
<b>LPM346</b>		38.25" X 24" X 30"	Cubic Ft:19.5	Ship Weight:154	<b>1952</b>	<b>1981</b>	<b>2011</b>
<b>LPM346DX</b>		38.25" X 24" X 30"	Cubic Ft:19.5	Ship Weight:154	<b>2040</b>	<b>2071</b>	<b>2101</b>

### Four Drawer Lateral File

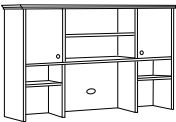


- Four lateral file drawers
- Letter or legal filing
- Pre-installed PROfile filing hardware
- Front locking
- Anti-tilt mechanism to prevent tipping
- LPM - HPL Top
- LVM - Wood Veneer Top

Freight Class: 125

<b>LVM426</b>	<b>QS</b>	38" X 24" X 54"	Cubic Ft:35.5	Ship Weight:258	<b>2737</b>	<b>2778</b>	<b>2819</b>
<b>LPM426</b>		38" X 24" X 54"	Cubic Ft:35.5	Ship Weight:258	<b>2737</b>	<b>2778</b>	<b>2819</b>

### Overhead Storage Hutch



- Two storage compartments with doors and adjustable shelves
- Six adjustable shelves (4 small, 2 large)
- One wire management grommet
- 727 fits 72" credenzas
- 627 fits 66" credenzas
- LPM - HPL Top
- LVM - Wood Veneer Top

Freight Class: 125

<b>LVM727</b>	<b>QS</b>	72" X 17" X 46"	Cubic Ft:43.6	Ship Weight:219	<b>2418</b>	<b>2454</b>	<b>2491</b>
<b>LVM627</b>	<b>QS</b>	66" X 17" X 46"	Cubic Ft:37.1	Ship Weight:200	<b>2127</b>	<b>2159</b>	<b>2191</b>

### 30" High Bookcase



- One adjustable shelf
- 1" thick shelf
- Traditional edge profile at top
- Traditional base molding
- Finished back panel

Freight Class: 125

<b>LVM30B</b>	<b>QS</b>	36.75" X 15.75" X 30"	Cubic Ft:15.0	Ship Weight:68	<b>1035</b>	<b>1051</b>	<b>1066</b>
---------------	-----------	-----------------------	---------------	----------------	-------------	-------------	-------------

TRADITIONAL VENEER

ZONE  
PRICING

**1 2 3**

**48" High Bookcase**



- Two adjustable shelves
- 1" thick shelves
- Traditional edge profile at top
- Traditional base molding
- Finished back panel

Freight Class: 125

<b>LVM48B</b>	<b>QS</b>	36.75" X 15.75" X 48"	Cubic Ft:23.2	Ship Weight:108	<b>1197</b>	<b>1215</b>	<b>1233</b>
---------------	-----------	-----------------------	---------------	-----------------	-------------	-------------	-------------

**76" High Bookcase**



- Four adjustable shelves
- 1" thick shelves
- Traditional edge profile at top
- Traditional base molding
- Finished back panel

Freight Class: 125

<b>LVM76B</b>	<b>QS</b>	36.75" X 15.75" X 76"	Cubic Ft:31.9	Ship Weight:172	<b>1869</b>	<b>1897</b>	<b>1925</b>
---------------	-----------	-----------------------	---------------	-----------------	-------------	-------------	-------------

**76" High Bookcase with 2 Doors**



- Same feature as above except:
- Three adjustable shelves
- 2 fixed shelves
- Two door storage area

Freight Class: 125

<b>LVM76B2D</b>		36.75" X 15.75" X 76"	Cubic Ft:31.9	Ship Weight:182	<b>2045</b>	<b>2076</b>	<b>2106</b>
-----------------	--	-----------------------	---------------	-----------------	-------------	-------------	-------------

**Traditional Round 4-Footed Pedestal**

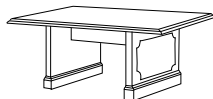


- 1-3/16" thick top, wood edge
- Rouge Mahogany finish
- Queen Anne style pedestal base with fluted legs, brass leg caps
- Ships in two cartons, assembly required
- LVMTR48 - 45" worksurface, veneer top
- LPMTR48 - 46.25" worksurface, HPL top
- LPMTR42 - 40.25" worksurface, HPL top
- LPMTR36 - 34.25" worksurface, HPL top

Freight Class: 300

<b>LVMTR48</b>	<b>QS</b>	48" X 30"	Cubic Ft:50.0	Ship Weight:105	<b>1667</b>	<b>1692</b>	<b>1717</b>
<b>LPMTR48</b>		48" X 30"	Cubic Ft:50.0	Ship Weight:105	<b>1667</b>	<b>1692</b>	<b>1717</b>
<b>LPMTR42</b>		42" X 30"	Cubic Ft:39.5	Ship Weight:97	<b>1516</b>	<b>1539</b>	<b>1561</b>
<b>LPMTR36</b>		36" X 30"	Cubic Ft:17.8	Ship Weight:73	<b>1176</b>	<b>1194</b>	<b>1211</b>

**Rectangular Conference Table (shown with optional molding)**



- Straight legs with traditional style base molding
- Rouge Mahogany finish
- Ships in two cartons, assembly required
- LPM - HPL Top
- LVM - Wood Veneer Top
- DX - Deluxe Picture Frame Molding

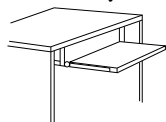
Freight Class: 92.5

<b>LVMT72</b>	<b>QS</b>	72" X 36" X 30"	Cubic Ft:14.3	Ship Weight:165	<b>2394</b>	<b>2430</b>	<b>2466</b>
<b>LVMT72DX</b>	<b>QS</b>	72" X 36" X 30"	Cubic Ft:14.3	Ship Weight:165	<b>2485</b>	<b>2522</b>	<b>2560</b>
<b>LPMT72</b>		72" X 36" X 30"	Cubic Ft:14.3	Ship Weight:165	<b>2394</b>	<b>2430</b>	<b>2466</b>
<b>LPMT72DX</b>		72" X 36" X 30"	Cubic Ft:14.3	Ship Weight:165	<b>2485</b>	<b>2522</b>	<b>2560</b>

Shown with (DX) deluxe, picture-frame molding

**CENTER DRAWER & KEYBOARD PLATFORMS:**

**Pull-Out Keyboard Platform**

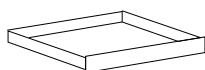


- Platform only
- LVMK35 requires 33" kneespace and fits 66" or 72" double pedestal desks or bridges only
- LVMK21 requires a 26" knee space for installation and fits L-shaped and U-shaped workstations

Freight Class: 92.5

<b>LVMK35</b>	<b>QS</b>	29" X 18" X	Cubic Ft:3.0	Ship Weight:17	<b>236</b>	<b>240</b>	<b>243</b>
<b>LVMK21</b>	<b>QS</b>	21" X 18" X	Cubic Ft:1.5	Ship Weight:13	<b>218</b>	<b>221</b>	<b>225</b>

**Center Drawer**



- Fits single pedestal credenzas

Freight Class: 100

<b>LVM32</b>	<b>QS</b>	32" X 18" X 3"	Cubic Ft:2.4	Ship Weight:13	<b>280</b>	<b>284</b>	<b>288</b>
--------------	-----------	----------------	--------------	----------------	------------	------------	------------

TRADITIONAL VENEER



## CHARACTERISTICS

Westboro casegoods feature the beauty and variation of genuine select hardwood veneers. Unique grain pattern from piece to piece is a natural characteristic of genuine veneer and creates elegant furnishings, therefore HPFI does not guarantee matching grain pattern. All horizontal and vertical surfaces are veneer protected with durable catalyzed lacquer. Desk pads and/or glass with standoffs will further protect real wood surfaces. A semi-filled, satin style finish creates an elegant, understated presentation. All panels are 3-ply construction with medium density fiberboard (MDF) core and veneer top and bottom. Edges are CNC-shaped, then hand-finished to complement the collection.

## FINISH CHOICES

Westboro is offered in two finishes, complementing all other HPFI veneer collections.

**C** Honey Cherry

**M** Rouge Mahogany

Variation in color is an expected and natural characteristic of real wood. Minor variation in color may occur even with pieces finished at the same time. Aging and light exposure will darken wood. Therefore, HPFI does not guarantee exact color match.

## PEDESTAL CHOICES

Choose any pedestal to customize drawer configurations to individual preference. All choices are the same price.

**3** Box/Box/File

**5** File/File

**7** Left Box/Box/File & Right File/File

**9** Left File/File & Right Box/Box/File

## PULLS: STANDARD

Westboro features an ergonomically shaped, transitional pull with smooth, nickel finish. A coordinating elliptical knob is included on overheads with all-wood doors.

## SPECIFICATIONS *Case & Top*

### Tops

- 1" thick, 3-ply balanced panel construction
- Common grain direction between desk/return/bridge credenza
- Reverse-coped edges on bridge and returns for smooth worksurface connections

### Edges

- Shaped MDF with reverse-step edge profile

### Modesty Panel

- Curved at bottom
- Slight inset; attached with black metal L brackets/screws
- 3/4" thick with veneer face and back

### Pedestals

- Decorative base trim made of 1 1/8" thick solid hardwood and field replaceable; levelers included

## Construction

- Dowels/glue, wood cleats, metal brackets/screws and mechanical fasteners

## Assembly

- Fully assembled (except bridge, table and TriCabinet)

## SPECIFICATIONS *Drawers*

- Drawers** 5-sided construction with replaceable fronts
- Fronts** 3/4" thick core with veneer surfaces
- Box** 7/16" thick hardwood veneer interiors
- Bottom** 1/8" thick plywood

## SUSPENSIONS

- Box Drawer** 3/4-extension, steel ball-bearing
- File Drawer** Full-extension, steel ball-bearing
- Lateral File** Full-extension, steel ball-bearing

## FILING

Steel and black molded polymer hardware included

- File Drawer** Legal (side-to-side) & Letter (front-to-back and side-to-side)
- Lateral File** Legal (side-to-side) & Letter (front-to-back and side-to-side)
- Capacity** Lateral file is built for filing. Maximum 40 lb bottom load

## WIRE MANAGEMENT

See features for number of grommets and location. Additional grommets can be added for extended wire management capability at \$106 list per grommet. Includes factory cut and installed grommet and black sleeve. Call for special quote. Specify location and quote number with order.

## LOCKING OPTIONAL

Locking is optional on all pedestals at \$95 list per pedestal. Specify 'Y' at the end of the model number.

- Locks are added to top right corner of top drawer of pedestal
- All locks keyed identical unless otherwise specified
- 'Key Different' option is \$21 list upcharge per lock. Locks/cores packaged to customer specifications
- Additional lead time for 'Key Different'

## Pricing Examples: Locking Upcharges

- Desk with (2) Box/Box/File Pedestals  
Add \$190 list
- Two-Drawer Lateral File  
Add \$95 list
- Return with (1) File/File Pedestal  
Add \$95 list
- Credenza with (2) File/File Pedestals  
Add \$190 list

For optional locking on overhead storage units with four wood doors with no inserts, add Y to the end of the model number and add \$150 to the list price.

## ACCESSORIES *Factory-Installed*

Certain accessories can be ordered factory-installed prior to shipment. Specify appropriate designator at very end of model number and add correct list upcharge.

**C** Center Drawer

**K** Keyboard Platform

**T** Task Light

## QUICKSHIP

Quick Ship is not available on any items ordered with option.

## PACKAGING

All units are properly packed in heavy-duty cartons with reinforced corner pads. All packaging conforms to, or exceeds, specifications as outlined in the Uniform Freight Classification.

## PALLETIZATION

See page 3.

## CARE AND CLEANING INSTRUCTIONS FOR VENEER PRODUCTS

**Normal cleaning:** Wood veneer products require special care. When cleaning, it is important to use a quality window cleaner which contains no ammonia followed by a dry soft cloth to remove any dampness.

**Polish Suggestions:** To polish veneer furniture, we recommend that you use a quality furniture polish which contains no silicone followed by a dry soft cloth. Using a polish without silicone, will protect the everlasting beauty of this natural wood product.

**Warning –** Using a polish containing silicone may cloud the finish, soften, crack or lift the finish and void your warranty.

Specifications subject to change without notice.

ZONE  
PRICING

1

2

3

**CONFIGURATIONS:**

**Executive Office**



DESCRIPTION	MODEL NUMBER	QT	FT. CLASS	CUBIC FT.	SHIP WEIGHT			
<i>Bow Front Double Pedestal Desk</i>	WV700B_ _ 72" X 34" X 31"	1	125	58.3	270	3184	3232	3280
<i>Double Pedestal Credenza</i>	WV725_ _ 72" X 24" X 31"	1	125	39.1	235	2749	2790	2831
<i>TriCabinet Overhead with Back Panel</i>	WV758_ _ 72" X 17.5" X 54.25"	1	125	38.0	281	2639	2679	2718
<b>TOTAL:</b>				135.40	786	<b>8572</b>	<b>8701</b>	<b>8829</b>

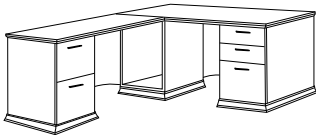
**Executive U with Overhead**



DESCRIPTION	MODEL NUMBER	QT	FT. CLASS	CUBIC FT.	SHIP WEIGHT			
<i>Right Pedestal Desk</i>	WV700R_ _ 72" X 30" X 31"	1	125	48.3	240	2490	2527	2565
<i>Bridge</i>	WV484_ _ 42" X 24" X 31"	1	100	4.9	63	671	681	691
<i>Left Pedestal Credenza</i>	WV725L_ _ 72" X 24" X 31"	1	125	39.1	213	1967	1997	2026
<i>TriCabinet Overhead with Open Back</i>	WV757_ _ 72" X 17.5" X 54.25"	1	125	38.0	271	2522	2560	2598
<b>TOTAL:</b>				130.30	787	<b>7650</b>	<b>7765</b>	<b>7880</b>

72" x 96" x 85.25"

**Executive L**

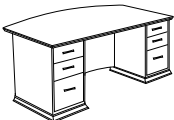


DESCRIPTION	MODEL NUMBER	QT	FT. CLASS	CUBIC FT.	SHIP WEIGHT			
<i>Right Pedestal Desk</i>	WV700R_ _ 72" X 30" X 31"	1	125	48.3	240	2490	2527	2565
<i>Left Return</i>	WV622L_ _ 42" X 24" X 31"	1	125	23.5	126	1644	1669	1693
<b>TOTAL:</b>				71.80	366	<b>4134</b>	<b>4196</b>	<b>4258</b>

72" x 72" x 31"

**DESKS:**

**Bow Front Double Pedestal Desk**

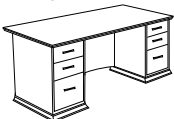


- Bow front top
- 11.5" conference overhang
- Curved modesty panel
- Legal or letter filing

Pedestal Option Shown:3  
 Freight Class: 125

<b>WV700B_ _</b>	72" X 34" X 31"	Cubic Ft:58.3	Ship Weight:270	<b>3184</b>	<b>3232</b>	<b>3280</b>	
				<b>Center Drawer C</b>	208	211	214
				<b>Keyboard Platform K</b>	180	183	185
<b>PEDESTAL:</b>	BOX/BOX/FILE <b>3</b>	FILE/FILE <b>5</b>	LEFT B/B/F, RIGHT F/F <b>Z</b>	LEFT F/F, RIGHT B/B/F <b>9</b>	<b>LOCKS</b>	\$190.00 <b>Y</b>	

**Rectangular Double Pedestal Desk**



- Rectangular top
- 7.5" conference overhang
- Curved modesty panel
- Legal or letter filing

Pedestal Option Shown:3  
 Freight Class: 125

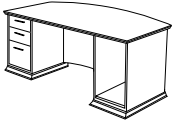
<b>WV700_ _</b>	72" X 30" X 31"	Cubic Ft:48.3	Ship Weight:262	<b>2952</b>	<b>2996</b>	<b>3041</b>	
				<b>Center Drawer C</b>	208	211	214
				<b>Keyboard Platform K</b>	180	183	185
<b>WV660_ _</b>	66" X 30" X 31"	Cubic Ft:44.5	Ship Weight:254	<b>2877</b>	<b>2920</b>	<b>2963</b>	
				<b>Center Drawer C</b>	208	211	214
				<b>Keyboard Platform K</b>	180	183	185
<b>PEDESTAL:</b>	BOX/BOX/FILE <b>3</b>	FILE/FILE <b>5</b>	LEFT B/B/F, RIGHT F/F <b>Z</b>	LEFT F/F, RIGHT B/B/F <b>9</b>	<b>LOCKS</b>	\$190.00 <b>Y</b>	

TRANSITIONAL VENEER

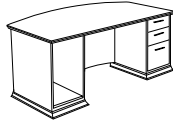


ZONE PRICING	1	2	3
--------------	---	---	---

## Single Pedestal Bow Front Desk



Left Pedestal Bow Front Desk



Right Pedestal Bow Front Desk

Pedestal Option Shown: 3

- Bow front top
- 11.5" conference overhang
- Curved modesty panel

- Legal or letter filing
- Extra open storage pedestal with grommet in kneespace

Freight Class: 125

<b>WV700LB</b> __ (Left)	72" X 34" X 31"	Cubic Ft: 58.3	Ship Weight: 249	<b>2720</b>	<b>2761</b>	<b>2802</b>	
				<b>Center Drawer C</b>	208	211	214
				<b>Keyboard Platform K</b>	180	183	185
<b>WV700RB</b> __ (Right)	72" X 34" X 31"	Cubic Ft: 58.3	Ship Weight: 249	<b>2720</b>	<b>2761</b>	<b>2802</b>	
				<b>Center Drawer C</b>	208	211	214
				<b>Keyboard Platform K</b>	180	183	185

<b>PEDESTAL:</b>	BOX/BOX/FILE <b>3</b>	FILE/FILE <b>5</b>	<b>LOCKS</b>	\$95.00 <b>Y</b>
------------------	-----------------------	--------------------	--------------	------------------

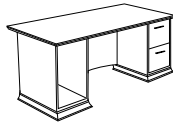
## Single Pedestal Desk



Left Pedestal Desk

Pedestal Option Shown: 3

- Rectangular top
- 7.5" conference overhang
- Curved modesty panel



Right Pedestal Desk

Pedestal Option Shown: 3

- Legal or letter filing
- Extra open storage pedestal with grommet in kneespace

Freight Class: 125

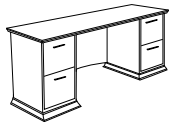
<b>WV700L</b> __ (Left)	72" X 30" X 31"	Cubic Ft: 48.3	Ship Weight: 240	<b>2490</b>	<b>2527</b>	<b>2565</b>	
				<b>Center Drawer C</b>	208	211	214
				<b>Keyboard Platform K</b>	180	183	185
<b>WV700R</b> __ (Right)	72" X 30" X 31"	Cubic Ft: 48.3	Ship Weight: 240	<b>2490</b>	<b>2527</b>	<b>2565</b>	
				<b>Center Drawer C</b>	208	211	214
				<b>Keyboard Platform K</b>	180	183	185

<b>WV660L</b> __ (Left)	66" X 30" X 31"	Cubic Ft: 44.5	Ship Weight: 232	<b>2407</b>	<b>2443</b>	<b>2479</b>	
				<b>Center Drawer C</b>	208	211	214
				<b>Keyboard Platform K</b>	180	183	185
<b>WV660R</b> __ (Right)	66" X 30" X 31"	Cubic Ft: 44.5	Ship Weight: 232	<b>2407</b>	<b>2443</b>	<b>2479</b>	
				<b>Center Drawer C</b>	208	211	214
				<b>Keyboard Platform K</b>	180	183	185

<b>PEDESTAL:</b>	BOX/BOX/FILE <b>3</b>	FILE/FILE <b>5</b>	<b>LOCKS</b>	\$95.00 <b>Y</b>
------------------	-----------------------	--------------------	--------------	------------------

## CRENZAS, RETURNS & BRIDGE:

### Double Pedestal Credenza



Pedestal Option Shown: 5

Freight Class: 125

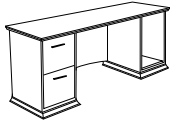
- Curved modesty panel
- Legal or letter filing
- One grommet in modesty panel

<b>WV725</b> __	72" X 24" X 31"	Cubic Ft: 39.1	Ship Weight: 235	<b>2749</b>	<b>2790</b>	<b>2831</b>
				<b>Keyboard Platform K</b>	180	183

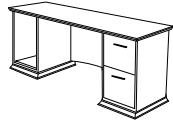
<b>WV625</b> __	66" X 24" X 31"	Cubic Ft: 36.0	Ship Weight: 227	<b>2616</b>	<b>2655</b>	<b>2694</b>
				<b>Keyboard Platform K</b>	180	183

<b>PEDESTAL:</b>	BOX/BOX/FILE <b>3</b>	FILE/FILE <b>5</b>	LEFT B/B/F, RIGHT F/F <b>Z</b>	LEFT F/F, RIGHT B/B/F <b>9</b>	<b>LOCKS</b>	\$190.00 <b>Y</b>
------------------	-----------------------	--------------------	--------------------------------	--------------------------------	--------------	-------------------

### Single Pedestal Credenza



Left Pedestal Credenza



Right Pedestal Credenza

Pedestal Option Shown: 5

- Curved modesty panel
- Legal or letter filing

- Extra open storage pedestal with grommet in kneespace
- One grommet in modesty panel

Freight Class: 125

<b>WV725L</b> __ (Left)	72" X 24" X 31"	Cubic Ft: 39.1	Ship Weight: 213	<b>1967</b>	<b>1997</b>	<b>2026</b>
				<b>Keyboard Platform K</b>	180	183

<b>WV725R</b> __ (Right)	72" X 24" X 31"	Cubic Ft: 39.1	Ship Weight: 213	<b>1967</b>	<b>1997</b>	<b>2026</b>
				<b>Keyboard Platform K</b>	180	183

<b>WV625L</b> __ (Left)	66" X 24" X 31"	Cubic Ft: 36.0	Ship Weight: 207	<b>1887</b>	<b>1915</b>	<b>1944</b>
				<b>Keyboard Platform K</b>	180	183

<b>WV625R</b> __ (Right)	66" X 24" X 31"	Cubic Ft: 36.0	Ship Weight: 207	<b>1887</b>	<b>1915</b>	<b>1944</b>
				<b>Keyboard Platform K</b>	180	183


<b>PEDESTAL:</b>	BOX/BOX/FILE <b>3</b>	FILE/FILE <b>5</b>	<b>LOCKS</b>	\$95.00 <b>Y</b>
------------------	-----------------------	--------------------	--------------	------------------

### Lateral File Credenza



Left Lateral File Credenza

- Two lateral file drawers
- Letter or legal filing



Right Lateral File Credenza

- One open storage pedestal with grommet in kneespace
- Rectangular modesty panel

Freight Class: 125

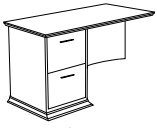
<b>WV733L</b> __ (Left)	72" X 24" X 31"	Cubic Ft: 39.1	Ship Weight: 260	<b>2153</b>	<b>2185</b>	<b>2218</b>
				<b>Keyboard Platform K</b>	180	183
<b>WV733R</b> __ (Right)	72" X 24" X 31"	Cubic Ft: 39.1	Ship Weight: 260	<b>2153</b>	<b>2185</b>	<b>2218</b>
				<b>Keyboard Platform K</b>	180	183
<b>WV633L</b> __ (Left)	66" X 24" X 31"	Cubic Ft: 36.0	Ship Weight: 252	<b>1918</b>	<b>1947</b>	<b>1976</b>
				<b>Keyboard Platform K</b>	180	183
<b>WV633R</b> __ (Right)	66" X 24" X 31"	Cubic Ft: 36.0	Ship Weight: 252	<b>1918</b>	<b>1947</b>	<b>1976</b>
				<b>Keyboard Platform K</b>	180	183

<b>LOCKS</b>	\$95.00 <b>Y</b>
--------------	------------------

ZONE  
PRICING

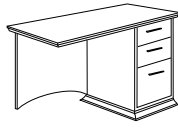
**1**   **2**   **3**

**Return**



Left Return

- Pedestal Option Shown: 5
- Curved modesty panel
  - Common grain direction with desks/credenzas
  - Reversed coped edges for smooth connections



Right Return

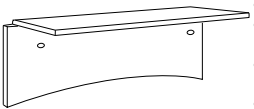
- Pedestal Option Shown: 3
- Legal or letter filing
  - One grommet in modesty panel

Freight Class: 125

<b>WV622L_</b> _(Left)	42" X 24" X 31"	Cubic Ft: 23.5	Ship Weight: 126	<b>1644</b>	<b>1669</b>	<b>1693</b>
				<b>Keyboard Platform K</b>	180	183
<b>WV622R_</b> _(Right)	42" X 24" X 31"	Cubic Ft: 23.5	Ship Weight: 126	<b>1644</b>	<b>1669</b>	<b>1693</b>
				<b>Keyboard Platform K</b>	180	183

**PEDESTAL:**    BOX/BOX/FILE **3**    FILE/FILE **5**   **LOCKS**   \$95.00  **Y**

**Bridge**



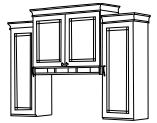
- Curved modesty panel
- Common grain direction with desks/credenzas
- Reversed coped edges for smooth connections
- Two grommets in modesty panel

Freight Class: 100

<b>WV484_</b>	42" X 24" X 31"	Cubic Ft: 4.9	Ship Weight: 63	<b>671</b>	<b>681</b>	<b>691</b>
---------------	-----------------	---------------	-----------------	------------	------------	------------

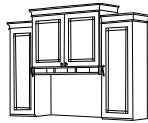
**OVERHEAD STORAGE:**

**TriCabinet Overhead**



TriCabinet Overhead Open Back

- Three storage compartments
- Four doors with etched glass insert
- Three paper shelves



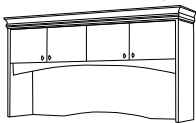
TriCabinet Overhead with Back Panel

- Standard with glass shelves and curio accent lights
- Ships in two cartons Easy assembly required
- Optional woodshelf for center cabinet (WVCSW)

Freight Class: 125

<b>WV757_</b> _(Open Back)	72" X 17.5" X 54.25"	Cubic Ft: 38.0	Ship Weight: 271	<b>2522</b>	<b>2560</b>	<b>2598</b>
				<b>Task Light T</b>	\$121.00	\$123.00
<b>WV758_</b> _(Back Panel)	72" X 17.5" X 54.25"	Cubic Ft: 38.0	Ship Weight: 281	<b>2639</b>	<b>2679</b>	<b>2718</b>
				<b>Task Light T</b>	\$121.00	\$123.00
<b>WVCSW_</b>		Cubic Ft: 1.0	Ship Weight: 10	<b>114</b>	<b>116</b>	<b>117</b>

**Overhead Storage with Wood Doors**



- Two storage compartments
- Four wood doors
- Integral wire management
- Flared crown decor and light rail

Freight Class: 125

<b>WV729_</b>	74" X 17.25" X 40.25"	Cubic Ft: 36.5	Ship Weight: 210	<b>1967</b>	<b>1997</b>	<b>2026</b>
				<b>Task Light T</b>	\$121.00	\$123.00
<b>WV629_</b>	68" X 17.25" X 40.25"	Cubic Ft: 36.5	Ship Weight: 181	<b>1887</b>	<b>1915</b>	<b>1944</b>
				<b>Task Light T</b>	\$121.00	\$123.00

**LOCKS**   \$150.00  **Y**

**FILE, BOOKCASES & TABLE:**

**Bookcase Hutch**




- Two adjustable bookshelves
- Fits two drawer lateral file

Freight Class: 125

<b>WV317_</b>	34.75" X 17.25" X 40.25"	Cubic Ft: 19.5	Ship Weight: 125	<b>942</b>	<b>956</b>	<b>970</b>
---------------	--------------------------	----------------	------------------	------------	------------	------------

**Two-Drawer Lateral File**



- Two lateral file drawers
- Legal or letter filing
- Includes filing hardware

Freight Class: 125

<b>WV346_</b>	33" X 24" X 31"	Cubic Ft: 19.6	Ship Weight: 142	<b>1387</b>	<b>1408</b>	<b>1429</b>
---------------	-----------------	----------------	------------------	-------------	-------------	-------------

**LOCKS**   \$95.00  **Y**

TRANSITIONAL VENEER



		ZONE PRICING		
		1	2	3

### Five Shelf Bookcase



- Four adjustable bookshelves
- Bottom shelf fixed
- All shelves 1" thick

Freight Class: 125

<b>WV79_</b>	35" X 17.25" X 79"	Cubic Ft:36.9	Ship Weight:233	<b>2046</b>	<b>2077</b>	<b>2107</b>
--------------	--------------------	---------------	-----------------	-------------	-------------	-------------

### Round Table



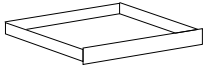
- Veneer top
- Black metal base
- Ships in two cartons
- Easy to assemble

Freight Class: 400

<b>WVR36_</b>	36" X 29"	Cubic Ft:13.9	Ship Weight:62	<b>590</b>	<b>599</b>	<b>608</b>
---------------	-----------	---------------	----------------	------------	------------	------------

### CENTER DRAWERS & KEYBOARD PLATFORMS:

#### Center Drawer

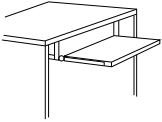


- GVCD38\_ Fits 72" double pedestal desks & credenzas
- GVCD32\_ Fits 66" double pedestal desks & credenzas
- GVCD30\_ Fits 72" single pedestal desks & credenzas
- GVCD25\_ Fits 66" single pedestal desks & credenzas

Freight Class: 100

<b>GVCD38_</b>	38" X 18" X 3"	Cubic Ft:2.4	Ship Weight:14	<b>208</b>	<b>211</b>	<b>214</b>
<b>GVCD32_</b>	32" X 18" X 3"	Cubic Ft:2.4	Ship Weight:13	<b>208</b>	<b>211</b>	<b>214</b>
<b>GVCD30_</b>	30.5" X 18" X 3"	Cubic Ft:2.4	Ship Weight:13	<b>208</b>	<b>211</b>	<b>214</b>
<b>GVCD25_</b>	24.5" X 18" X 3"	Cubic Ft:2.4	Ship Weight:12	<b>208</b>	<b>211</b>	<b>214</b>

#### Keyboard Platform



- Platform only
- GVK21 fits single pedestal desks, credenzas and returns
- GVK29 fits double pedestal desks and credenzas

Freight Class: 92.5

<b>GVK21</b>	22" X 18" X 2.75"	Cubic Ft:1.3	Ship Weight:13	<b>180</b>	<b>183</b>	<b>185</b>
<b>GVK29</b>	28" X 18" X 2.75"	Cubic Ft:1.3	Ship Weight:18	<b>180</b>	<b>183</b>	<b>185</b>





## CHARACTERISTICS

Inverness casegoods feature the beauty and variation of genuine select hardwood veneers. Unique grain pattern from piece to piece is a natural characteristic of genuine veneer and creates elegant furnishings, therefore HPFI does not guarantee matching grain pattern. All horizontal and vertical surfaces are veneer protected with durable catalyzed lacquer. Desk pads and/or glass with standoffs will further protect real wood surfaces. A semi-filled, satin style finish creates an elegant, understated presentation. All panels are 3-ply construction with medium density fiberboard (MDF) core and veneer top and bottom. Edges are CNC-shaped, then hand-finished to complement the collection.

## FINISH CHOICES

Inverness is offered in two finishes, complementing all other HPFI veneer collections.

**C** Honey Cherry

**M** Rouge Mahogany

Variation in color is an expected and natural characteristic of real wood. Minor variation in color may occur even with pieces finished at the same time. Aging and light exposure will darken wood. Therefore, HPFI does not guarantee exact color match.

## PEDESTAL CHOICES

Choose any pedestal to customize drawer configurations to individual preference. All choices are the same price.

**3** Box/Box/File

**5** File/File

**7** Left Box/Box/File & Right File/File

**9** Left File/File & Right Box/Box/File

## PULLS: STANDARD

Inverness features traditional design pulls with antique brass style finish. A coordinating round knob is included on overheads with all-wood doors.

## PULLS: ALTERNATIVE

As an alternative, solid metal, curvilinear pulls are available in three colors at the same price. Specify pull designator after the drawer configuration in the model number.

**W** Brushed Chrome

**E** Ebony (black)

**B** Bright Brass

## SPECIFICATIONS *Case & Top*

### Tops

- 1" thick, 3-ply balanced panel construction
- Common grain direction between desk/return/bridge credenza
- Reverse-coped edges on bridge and returns for smooth worksurface connections

### Edges

- Shaped MDF with reverse-step edge profile

## Modesty Panel

- Rectangular
- Slight inset; attached with black metal L brackets/screws
- ¾" thick with veneer face and back

## Pedestals

- Picture-frame molding standard on pedestals, ends and approach sides.
- Decorative base trim made of 1½" thick solid hardwood and field replaceable; levelers included

## Construction

- Dowels/glue, wood cleats, metal brackets/screws and mechanical fasteners

## Assembly

- Fully assembled (except bridge and table)

## SPECIFICATIONS *Drawers*

**Drawers** 5-sided construction with replaceable fronts

**Fronts** ¾" thick core with veneer surfaces

**Box** 7/16" thick hardwood veneer

**Bottom** ½" thick plywood

## SUSPENSIONS

**Box Drawer** ¾ extension, steel ball-bearing

**File Drawer** Full-extension, steel ball-bearing

**Lateral File** Full-extension, steel ball-bearing

## FILING

Steel molded polymer hardware included

**File Drawer** Legal (side-to-side) & Letter (front-to-back and side-to-side)

**Lateral File** Legal (side-to-side) & Letter (front-to-back and side-to-side)

**Capacity** Lateral file is built for filing. Maximum 40 lb

## WIRE MANAGEMENT

See features for number of grommets and location. Additional grommets can be added for extended wire management capability at \$106 list per grommet. Includes factory cut and installed grommet and black sleeve. Call for special quote. Specify location and quote number with order.

## LOCKING OPTIONAL

Locking is optional on all pedestals at \$95 list per pedestal. Specify 'Y' at the end of the model number.

- Locks are added to top right corner of top drawer of pedestal
- All locks keyed identical unless otherwise specified
- 'Key Different' option is \$21 list upcharge per lock. Locks/cores packaged to customer specifications.
- Additional lead time for 'Key Different'.

## Pricing Examples: Locking Upcharges

- Desk with (2) Box/Box/File Pedestals  
*Add \$190 list*
- Two-Drawer Lateral File  
*Add \$95 list*
- Return with (1) File/File Pedestal  
*Add \$95 list*
- Credenza with (2) File/File Pedestals  
*Add \$190 list*

For optional locking on overhead storage units with four wood doors with no inserts, add **Y** to the end of the model number and add \$150 to the list price.

## ACCESSORIES *Factory-Installed*

Certain accessories can be ordered factory-installed prior to shipment. Specify appropriate designator at very end of model number and add correct list upcharge.

**C** Center Drawer

**K** Keyboard Platform

**T** Task Light

## QUICKSHIP

Quick Ship is not available on any items ordered with option.

## PACKAGING

All units are properly packed in heavy-duty cartons with reinforced corner pads. All packaging conforms to, or exceeds, specifications as outlined in the Uniform Freight Classification.

## PALLETIZATION

See page 3.

## CARE AND CLEANING INSTRUCTIONS FOR VENEER PRODUCTS

**Normal cleaning:** Wood veneer products require special care. When cleaning, it is important to use a quality window cleaner which contains no ammonia followed by a dry soft cloth to remove any dampness.

**Polish Suggestions:** To polish veneer furniture, we recommend that you use a quality furniture polish which contains no silicone followed by a dry soft cloth. Using a polish without silicone, will protect the everlasting beauty of this natural wood product.

**Warning** – Using a polish containing silicone may cloud the finish, soften, crack or lift the finish and void your warranty.

Specifications subject to change without notice.



ZONE  
PRICING

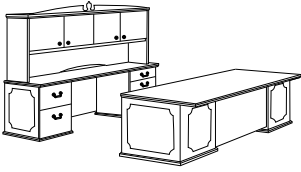
1

2

3

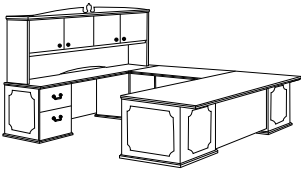
## CONFIGURATIONS:

### Executive Office



DESCRIPTION	MODEL NUMBER	QT	FT. CLASS	CUBIC FT.	SHIP WEIGHT			
Right Pedestal Desk	IV700R_ _ 72" X 30" X 29"	1	125	43.5	234	1818	1845	1873
Left Pedestal Credenza	IV725L_ _ 72" X 24" X 29"	1	125	36.1	207	1610	1634	1658
Overhead Storage with Wood Doors	IV729_ _ 72" X 16" X 41"	1	125	34.4	181	1669	1694	1719
<b>TOTAL:</b>						<b>114.00</b>	<b>622</b>	<b>5097 5173 5250</b>

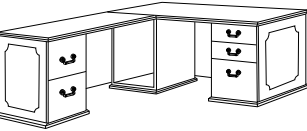
### Executive U with Overhead



DESCRIPTION	MODEL NUMBER	QT	FT. CLASS	CUBIC FT.	SHIP WEIGHT			
Right Pedestal Desk	IV700R_ _ 72" X 30" X 29"	1	125	43.5	234	1818	1845	1873
Bridge	IV484_ _ 42" X 24" X 29"	1	100	4.9	63	590	599	608
Left Pedestal Credenza	IV725L_ _ 72" X 24" X 29"	1	125	36.1	207	1610	1634	1658
Overhead Storage with Wood Doors	IV729_ _ 72" X 16" X 41"	1	125	34.4	181	1669	1694	1719
<b>TOTAL:</b>						<b>118.90</b>	<b>685</b>	<b>5687 5772 5858</b>

72" x 96" x 70"

### Executive L




DESCRIPTION	MODEL NUMBER	QT	FT. CLASS	CUBIC FT.	SHIP WEIGHT			
Right Pedestal Desk	IV700R_ _ 72" X 30" X 29"	1	125	43.5	234	1818	1845	1873
Left Return	IV622L_ _ 42" X 24" X 29"	1	125	21.8	124	1342	1362	1382
<b>TOTAL:</b>						<b>65.30</b>	<b>358</b>	<b>3160 3207 3255</b>

72" x 72" x 29"

## DESKS:

### Bow Front Double Pedestal Desk




- Bow front top
- 11.5" conference overhang
- Picture frame molding
- Legal or letter filing

Pedestal Option Shown: 3  
Freight Class: 125

<b>IV700B_ _</b>	72" X 34" X 29"	Cubic Ft: 51.6	Ship Weight: 267	<b>2147</b>	<b>2179</b>	<b>2211</b>	
				<b>Center Drawer C</b>	208	211	214
				<b>Keyboard Platform K</b>	180	183	185
<b>PEDESTAL:</b>	BOX/BOX/FILE <b>3</b>	FILE/FILE <b>5</b>	LEFT B/B/F, RIGHT F/F <b>Z</b>	LEFT F/F, RIGHT B/B/F <b>9</b>	<b>LOCKS</b>	\$190.00 <b>Y</b>	

### Rectangular Double Pedestal Desk



- Rectangular top
- 7.5" conference overhang
- Picture frame molding
- Legal or letter filing

Pedestal Option Shown: 7  
Freight Class: 125

<b>IV700_ _</b>	72" X 30" X 29"	Cubic Ft: 43.5	Ship Weight: 258	<b>1967</b>	<b>1997</b>	<b>2026</b>	
				<b>Center Drawer C</b>	208	211	214
				<b>Keyboard Platform K</b>	180	183	185
<b>IV660_ _</b>	66" X 30" X 29"	Cubic Ft: 40.2	Ship Weight: 250	<b>1907</b>	<b>1936</b>	<b>1964</b>	
				<b>Center Drawer C</b>	208	211	214
				<b>Keyboard Platform K</b>	180	183	185
<b>PEDESTAL:</b>	BOX/BOX/FILE <b>3</b>	FILE/FILE <b>5</b>	LEFT B/B/F, RIGHT F/F <b>Z</b>	LEFT F/F, RIGHT B/B/F <b>9</b>	<b>LOCKS</b>	\$190.00 <b>Y</b>	

TRANSITIONAL VENER


ZONE  
PRICING

1

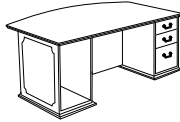
2

3

### Bow Front Single Pedestal Desk



Bow Front Left Pedestal Desk



Bow Front Right Pedestal Desk


Pedestal Option Shown: 3

- Bow front top
- 11.5" conference overhang
- Picture frame molding

- Legal or letter filing
- Extra open storage pedestal with grommet in kneespace

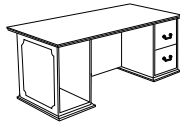
Freight Class: 125

### Single Pedestal Desk



Left Pedestal Desk  
Pedestal Option Shown: 3

- Rectangular top
- 7.5" conference overhang
- Picture frame molding



Right Pedestal Desk  
Pedestal Option Shown: 3

- Legal or letter filing
- Extra open storage pedestal with grommet in kneespace

Freight Class: 125

<b>IV700LB</b> _(Left)	72" X 34" X 29"	Cubic Ft: 51.6	Ship Weight: 243	<b>1997</b>	<b>2027</b>	<b>2057</b>
			<b>Center Drawer C</b>	208	211	214
			<b>Keyboard Platform K</b>	180	183	185
<b>IV700RB</b> _(Right)	72" X 34" X 29"	Cubic Ft: 51.6	Ship Weight: 243	<b>1997</b>	<b>2027</b>	<b>2057</b>
			<b>Center Drawer C</b>	208	211	214
			<b>Keyboard Platform K</b>	180	183	185

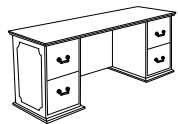
**PEDESTAL:** BOX/BOX/FILE **3** FILE/FILE **5** **LOCKS** \$95.00 **Y**

<b>IV700L</b> _(Left)	72" X 30" X 29"	Cubic Ft: 43.5	Ship Weight: 234	<b>1818</b>	<b>1845</b>	<b>1873</b>
			<b>Center Drawer C</b>	208	211	214
			<b>Keyboard Platform K</b>	180	183	185
<b>IV700R</b> _(Right)	72" X 30" X 29"	Cubic Ft: 43.5	Ship Weight: 234	<b>1818</b>	<b>1845</b>	<b>1873</b>
			<b>Center Drawer C</b>	208	211	214
			<b>Keyboard Platform K</b>	180	183	185
<b>IV660L</b> _(Left)	66" X 30" X 29"	Cubic Ft: 40.2	Ship Weight: 226	<b>1758</b>	<b>1784</b>	<b>1811</b>
			<b>Center Drawer C</b>	208	211	214
			<b>Keyboard Platform K</b>	180	183	185
<b>IV660R</b> _(Right)	66" X 30" X 29"	Cubic Ft: 40.2	Ship Weight: 226	<b>1758</b>	<b>1784</b>	<b>1811</b>
			<b>Center Drawer C</b>	208	211	214
			<b>Keyboard Platform K</b>	180	183	185

**PEDESTAL:** BOX/BOX/FILE **3** FILE/FILE **5** **LOCKS** \$95.00 **Y**

## CRENZAS, RETURNS & BRIDGE:

### Double Pedestal Credenza



- Picture frame molding
- Legal or letter filing
- One grommet in modesty panel

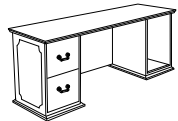
Pedestal Option Shown: 5

Freight Class: 125

<b>IV725</b> __	72" X 24" X 29"	Cubic Ft: 36.1	Ship Weight: 231	<b>1758</b>	<b>1784</b>	<b>1811</b>
			<b>Keyboard Platform K</b>	180	183	185
<b>IV625</b> __	66" X 24" X 29"	Cubic Ft: 33.2	Ship Weight: 223	<b>1700</b>	<b>1726</b>	<b>1751</b>
			<b>Keyboard Platform K</b>	180	183	185

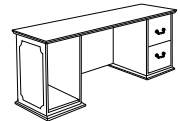
**PEDESTAL:** BOX/BOX/FILE **3** FILE/FILE **5** LEFT B/B/F, RIGHT F/F **Z** LEFT F/F, RIGHT B/B/F **9** **LOCKS** \$190.00 **Y**

### Single Pedestal Credenza



Left Pedestal Credenza

- Picture frame molding
- Legal or letter filing



Right Pedestal Credenza  
Pedestal Option Shown: 5

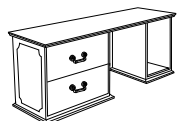
- Extra open storage pedestal with grommet in kneespace
- One grommet in modesty panel

Freight Class: 125

<b>IV725L</b> _(Left)	72" X 24" X 29"	Cubic Ft: 36.1	Ship Weight: 207	<b>1610</b>	<b>1634</b>	<b>1658</b>
			<b>Keyboard Platform K</b>	180	183	185
<b>IV725R</b> _(Right)	72" X 24" X 29"	Cubic Ft: 36.1	Ship Weight: 207	<b>1610</b>	<b>1634</b>	<b>1658</b>
			<b>Keyboard Platform K</b>	180	183	185
<b>IV625L</b> _(Left)	66" X 24" X 29"	Cubic Ft: 33.2	Ship Weight: 201	<b>1549</b>	<b>1572</b>	<b>1595</b>
			<b>Keyboard Platform K</b>	180	183	185
<b>IV625R</b> _(Right)	66" X 24" X 29"	Cubic Ft: 33.2	Ship Weight: 201	<b>1549</b>	<b>1572</b>	<b>1595</b>
			<b>Keyboard Platform K</b>	180	183	185

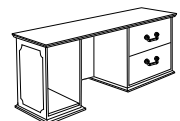
**PEDESTAL:** BOX/BOX/FILE **3** FILE/FILE **5** **LOCKS** \$95.00 **Y**

### Lateral File Credenza



Left Lateral File Credenza

- Two lateral file drawers
- Letter or legal filing



Right Lateral File Credenza

- One open storage pedestal with grommet in kneespace
- Picture frame molding

Freight Class: 125

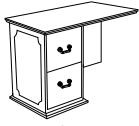
<b>IV733L</b> _(Left)	72" X 24" X 29"	Cubic Ft: 36.1	Ship Weight: 252	<b>1758</b>	<b>1784</b>	<b>1811</b>
<b>IV633L</b> _(Left)	66" X 24" X 29"	Cubic Ft: 33.2	Ship Weight: 244	<b>1700</b>	<b>1726</b>	<b>1751</b>
<b>IV733R</b> _(Right)	72" X 24" X 29"	Cubic Ft: 36.1	Ship Weight: 252	<b>1758</b>	<b>1784</b>	<b>1811</b>
<b>IV633R</b> _(Right)	66" X 24" X 29"	Cubic Ft: 33.2	Ship Weight: 244	<b>1700</b>	<b>1726</b>	<b>1751</b>

**LOCKS** \$95.00 **Y**

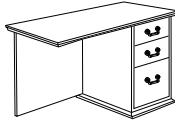
TRANSITIONAL VENEER



## Return



Left Return



Right Return

Pedestal Option Shown: 5

- Common grain direction with desks/credenzas
- Reversed coped edges for smooth connections

Pedestal Option Shown: 3

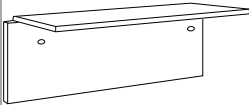
- Picture frame molding
- Legal or letter filing
- One grommet in modesty panel

Freight Class: 125

				ZONE PRICING		
				1	2	3
IV622L_ (Left)	42" X 24" X 29"	Cubic Ft: 21.8	Ship Weight: 124	<b>1342</b>	<b>1362</b>	<b>1382</b>
				Keyboard Platform <b>K</b>	180	183
IV622R_ (Right)	42" X 24" X 29"	Cubic Ft: 21.8	Ship Weight: 124	<b>1342</b>	<b>1362</b>	<b>1382</b>
				Keyboard Platform <b>K</b>	180	183

<b>PEDESTAL:</b>	BOX/BOX/FILE <b>3</b>	FILE/FILE <b>5</b>	<b>LOCKS</b>	\$95.00 <b>Y</b>
------------------	-----------------------	--------------------	--------------	------------------

## Bridge



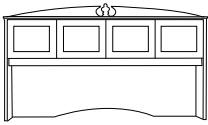
- Common grain direction with desks/credenzas
- Reversed coped edges for smooth connections
- Two grommets in modesty panel

Freight Class: 100

IV484_	42" X 24" X 29"	Cubic Ft: 4.9	Ship Weight: 63	<b>590</b>	<b>599</b>	<b>608</b>
--------	-----------------	---------------	-----------------	------------	------------	------------

## OVERHEAD STORAGE:

### Overhead Storage/ Frosted Door Inserts

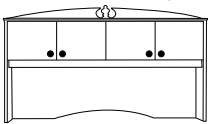


- Two storage compartments
- Four doors with frosted inserts
- Integral wire management
- Crown decor and light rail

Freight Class: 125

IV730_	72" X 16" X 41"	Cubic Ft: 34.4	Ship Weight: 183	<b>1669</b>	<b>1694</b>	<b>1719</b>
				Task Light <b>T</b>	\$121.00	\$123.00
IV630_	66" X 16" X 41"	Cubic Ft: 28.3	Ship Weight: 163	<b>1610</b>	<b>1634</b>	<b>1658</b>
				Task Light <b>T</b>	\$121.00	\$123.00

### Overhead Storage/ Wood Doors



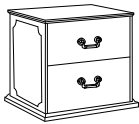
- Two storage compartments
- Four wood doors
- Integral wire management
- Crown decor and light rail

Freight Class: 125

IV729_	72" X 16" X 41"	Cubic Ft: 34.4	Ship Weight: 181	<b>1669</b>	<b>1694</b>	<b>1719</b>
				Task Light <b>T</b>	\$121.00	\$123.00
IV629_	66" X 16" X 41"	Cubic Ft: 28.3	Ship Weight: 161	<b>1610</b>	<b>1634</b>	<b>1658</b>
				Task Light <b>T</b>	\$121.00	\$123.00

## FILE, BOOKCASE HUTCH & TABLE:

### Two-Drawer Lateral File



- Two lateral file drawers
- Legal or letter filing
- Picture frame molding
- Decorative base trim
- Traditional design metal pulls with antique brass finish

Freight Class: 125

IV346_	33" X 24" X 29"	Cubic Ft: 14.0	Ship Weight: 134	<b>1133</b>	<b>1150</b>	<b>1167</b>
				<b>LOCKS</b>	\$95.00 <b>Y</b>	

### Bookcase Hutch



- Two adjustable bookshelves
- Fits two drawer lateral file

Freight Class: 125

IV317_	33" X 16" X 36.5"	Cubic Ft: 15.3	Ship Weight: 95	<b>804</b>	<b>816</b>	<b>828</b>
--------	-------------------	----------------	-----------------	------------	------------	------------

ZONE  
PRICING

1

2

3

**Round Table**



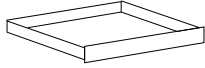
- Round veneer top
- Black metal base
- Honey Cherry (C) or Rouge Mahogany (RM) top
- Ships in two cartons
- Easy to assemble

Freight Class: 400

<b>AVR36_</b>	36" X 29"	Cubic Ft:13.9	Ship Weight:62	<b>590</b>	<b>599</b>	<b>608</b>
---------------	-----------	---------------	----------------	------------	------------	------------

**CENTER DRAWERS & KEYBOARD PLATFORMS:**

**Center Drawer**

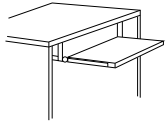


- GVCD38\_ Fits 72" double pedestal desks & credenzas
- GVCD32\_ Fits 66" double pedestal desks & credenzas
- GVCD30\_ Fits 72" single pedestal desks & credenzas
- GVCD25\_ Fits 66" single pedestal desks & credenzas

Freight Class: 100

<b>GVCD38_</b>	38" X 18" X 3"	Cubic Ft:2.4	Ship Weight:14	<b>208</b>	<b>211</b>	<b>214</b>
<b>GVCD32_</b>	32" X 18" X 3"	Cubic Ft:2.4	Ship Weight:13	<b>208</b>	<b>211</b>	<b>214</b>
<b>GVCD30_</b>	30.5" X 18" X 3"	Cubic Ft:2.4	Ship Weight:13	<b>208</b>	<b>211</b>	<b>214</b>
<b>GVCD25_</b>	24.5" X 18" X 3"	Cubic Ft:2.4	Ship Weight:12	<b>208</b>	<b>211</b>	<b>214</b>

**Keyboard Platform**



- Platform only
- GVK21 fits single pedestal desks, credenzas and returns
- GVK29 fits double pedestal desks and credenzas

Freight Class: 92.5

<b>GVK21</b>	22" X 18" X 2.75"	Cubic Ft:1.3	Ship Weight:13	<b>180</b>	<b>183</b>	<b>185</b>
<b>GVK29</b>	28" X 18" X 2.75"	Cubic Ft:1.3	Ship Weight:18	<b>180</b>	<b>183</b>	<b>185</b>

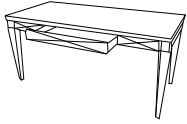
# TABLE DESKS



ZONE PRICING	1	2	3
--------------	---	---	---

**FORTÉ:**

**Tapered Leg**



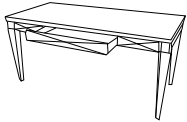
- Honey Cherry finish only
- Rectangular top and tapered legs
- Keyboard drawer with drop-down front
- Assembly required

Freight Class: 125

<b>CVC602</b>	60" X 30" X 30.75"	Cubic Ft: 15.0	Ship Weight: 132	<b>1504</b>	<b>1527</b>	<b>1549</b>
---------------	--------------------	----------------	------------------	-------------	-------------	-------------

**SENSATION:**

**Tapered Leg**



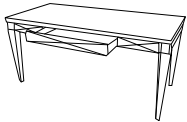
- Tapered legs
- Keyboard drawer with drop-down front
- Assembly required

Freight Class: 125

<b>SV602_</b>	66" X 30" X 30.5"	Cubic Ft: 15.0	Ship Weight: 132	<b>1272</b>	<b>1291</b>	<b>1310</b>
<b>SV702_</b>	72" X 30" X 30.5"	Cubic Ft: 15.0	Ship Weight: 140	<b>1387</b>	<b>1408</b>	<b>1429</b>
<b>SV702B_ (Bow Front)</b>	72" X 34" X 30.5"	Cubic Ft: 15.0	Ship Weight: 148	<b>1504</b>	<b>1527</b>	<b>1549</b>

**AFFIRM:**

**Tapered Leg**



- Tapered legs
- Keyboard drawer with drop-down front
- Assembly required

Freight Class: 125

<b>AV602_</b>	66" X 30" X 30.5"	Cubic Ft: 15.0	Ship Weight: 132	<b>1272</b>	<b>1291</b>	<b>1310</b>
<b>AV702_</b>	72" X 30" X 30.5"	Cubic Ft: 15.0	Ship Weight: 140	<b>1387</b>	<b>1408</b>	<b>1429</b>
<b>AV702B_ (Bow Front)</b>	72" X 34" X 30.5"	Cubic Ft: 15.0	Ship Weight: 148	<b>1504</b>	<b>1527</b>	<b>1549</b>

**WESTBORO:**

**Queen Anne Leg**



- Queen Anne legs
- Keyboard drawer with drop-down front
- Assembly required

Freight Class: 125

<b>WV602_</b>	66" X 30" X 30.5"	Cubic Ft: 15.0	Ship Weight: 132	<b>1387</b>	<b>1408</b>	<b>1429</b>
<b>WV702_</b>	72" X 30" X 30.5"	Cubic Ft: 15.0	Ship Weight: 140	<b>1504</b>	<b>1527</b>	<b>1549</b>
<b>WV702B_ (Bow Front)</b>	72" X 34" X 30.5"	Cubic Ft: 15.0	Ship Weight: 148	<b>1619</b>	<b>1643</b>	<b>1668</b>

**INVERNESS:**

**Queen Anne Leg**



- Queen Anne legs
- Keyboard drawer with drop-down front
- Assembly required

Freight Class: 125

<b>IV602_</b>	66" X 30" X 30.5"	Cubic Ft: 15.0	Ship Weight: 132	<b>1387</b>	<b>1408</b>	<b>1429</b>
<b>IV702_</b>	72" X 30" X 30.5"	Cubic Ft: 15.0	Ship Weight: 140	<b>1504</b>	<b>1527</b>	<b>1549</b>
<b>IV702B_ (Bow Front)</b>	72" X 34" X 30.5"	Cubic Ft: 15.0	Ship Weight: 148	<b>1619</b>	<b>1643</b>	<b>1668</b>

**LEGACY:**

**Queen Anne Leg**



- Rouge Mahogany finish only
- Rectangular top
- Queen Anne legs
- Keyboard drawer with drop-down front
- Assembly required

Freight Class: 125

<b>LVM602</b>	66" X 30" X 30.75"	Cubic Ft: 15.0	Ship Weight: 132	<b>1504</b>	<b>1527</b>	<b>1549</b>
---------------	--------------------	----------------	------------------	-------------	-------------	-------------

# LAMINATE CASEGOODS







## CHARACTERISTICS

*Pedestals, Credenzas, File Cabinets and Storage Units:* Pedestal cases are  $\frac{3}{4}$ " thick core surfaced on both sides with laminate and edge banded as required. Units fully assembled with dowels, glue, wood cleats, metal brackets and screws. Series features full modesty panels.

## FINISHES

All models available in Mahogany and Windsor Cherry wood grain thermally fused laminate on vertical surfaces with high pressure laminate (HPL) Tops.

## TOPS

All tops are surfaced in high-gloss high pressure laminate. All bridge and return tops feature common grain direction with desk/credenza as well as reverse coped edges for smooth work surface connection with desk/credenza. All tops are  $1\frac{3}{16}$ " thick, and are properly backed. All tops feature softly rounded hardwood edges on all four sides. (Note: Tops are high gloss only).

## PEDESTALS

Vitality features both full pedestal and  $\frac{3}{4}$ " pedestal models. The full pedestal drawer configuration is a box/box/file on all desks, and a file/file on all credenzas and returns. The  $\frac{3}{4}$ " pedestal drawer configuration is box/file.

## PULLS

Choose from 3 drawer/door pull options. See pull and drawer options listed with each model group.

## SPECIFICATIONS-Drawers

All drawer fronts are constructed of  $\frac{3}{4}$ " thick core surfaced on both sides with laminate and edge banded as required. Drawer sides are  $\frac{1}{2}$ " thick, grain printed in an oak finish. Drawer bottoms are  $\frac{1}{8}$ " thick hardwood grain printed in an oak finish.

- All box drawers are  $\frac{3}{4}$ " extension suspended on smooth action metal slides with steel ball bearings
- All file drawers and file cabinet drawers are mounted on heavy-duty ball bearing, full-extension slides
- All full pedestal desks are equipped with writing slides
- Black filing hardware includes pre-installed rails with easy-adjust crossbar
- All  $\frac{3}{4}$ " pedestal file drawers allow letter filing front-to-back and letter/legal filing side-to-side
- All full pedestal file drawers allow legal filing front-to-back and letter/legal filing side-to-side
- All 36" lateral file drawers allow letter and/or legal filing front-to-back and side-to-side
- 30" and 32" lateral file drawers allow legal filing side-to-side and letter filing front-to-back

- Maximum weight for bottom loading is 25lbs.
- Drawers are constructed with 5 sides for extra strength and durability. The drawer front is the 5th side and is removable in the field for repairs or hardware additions

## WIRE MANAGEMENT

All grommets are rectangular and made of black high impact poly resin. See features for number of grommets and location. Additional grommets can be added for extended wire management capability at \$106 list per grommet. Includes factory cut and installed grommet and black sleeve. Call for special quote. Specify location and quote number with order.

## LOCKS

- Individually locking pedestals are standard on all desks and credenzas
- Two drawer lateral files feature individually locking drawers
- Four drawer lateral files feature central locking and are keyed different than other locks due to the anti-tilt mechanism inside the unit
- All locks are keyed identical unless otherwise specified
- "Key Different" option is \$21 list upcharge per lock. Locks/cores packaged to customer requirements
- Additional lead time for "Key Different"
- For optional locking on overhead storage units with four wood doors, add **Y** to the end of the model number and add \$150 to the list price of unit

## PANELS

$\frac{3}{4}$ " pedestal units, bookcases and storage units utilize 1" thick end panels. Heavy-duty adjustable nylon leveling glides are furnished on all units. Modesty panels are  $\frac{3}{4}$ " thick core.

## TACK BOARDS

Fabric covered tackable board may be ordered separately to fit inside hutch. They can be ordered with any fabric to match your office chairs except leather or vinyl. See page 210.

## ACCESSORIES *Factory Installed*

Certain accessories can be ordered installed prior to shipment. Add letter designator (C or K) at end of the desk or credenza model number:

- C** Center Drawer  
*Example: VWM7202BFC*
- K** Keyboard Platform  
*Example: VWM704K*

## QUICKSHIP

Quick Ship is not available on any items ordered with option.

## PACKING

All units are properly packed in heavy duty cartons with heavy duty corner pads. All packaging conforms to or exceeds specifications as outlined in the Uniform Freight Classification.

All desks, credenzas, files, and overhead storage units are shipped set up. Modular L-shaped, and U-shaped workstations are shipped in multiple cartons and require connection in the field.

## PALLETIZATION

See page 3.

## CARE AND CLEANING INSTRUCTIONS

**Normal cleaning:** Clean using a soft cloth and a good window cleaner which contains no ammonia, followed by wiping dry using a dry soft cloth.

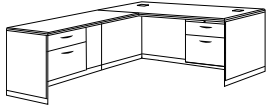
*Specifications subject to change without notice.*



ZONE PRICING	1	2	3
--------------	---	---	---

## CONFIGURATIONS:

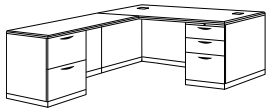
### Executive L Unit 3/4 Pedestal



DESCRIPTION	MODEL NUMBER	QTY	FT. CLASS	CUBIC FT.	SHIP WEIGHT			
<i>Right Pedestal Desk</i>	V_721R 72" X 36" X 29"	1	125	51.6	250	1803	1830	1857
<i>Desk Height Left Return</i>	V_722L 48" X 24" X 29"	1	125	23.5	159	1246	1265	1283
<b>TOTAL:</b>				75.10	409	<b>3049</b>	<b>3095</b>	<b>3140</b>

72" x 84" x 29"

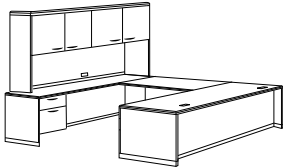
### Executive L Unit Full Pedestal



DESCRIPTION	MODEL NUMBER	QTY	FT. CLASS	CUBIC FT.	SHIP WEIGHT			
<i>Right Pedestal Desk</i>	V_721R2BF 72" X 36" X 29"	1	125	51.6	298	2286	2320	2355
<i>Desk Height Left Return</i>	V_722LF 48" X 24" X 29"	1	125	24.3	173	1549	1572	1595
<b>TOTAL:</b>				75.90	471	<b>3835</b>	<b>3892</b>	<b>3950</b>

72" x 84" x 29"

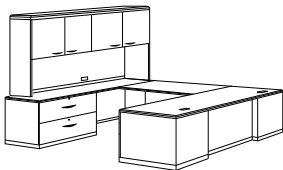
### Executive U Unit 3/4 Pedestal



DESCRIPTION	MODEL NUMBER	QTY	FT. CLASS	CUBIC FT.	SHIP WEIGHT			
<i>Right Pedestal Desk</i>	V_721R 72" X 36" X 29"	1	125	51.6	250	1803	1830	1857
<i>Desk Height Bridge</i>	V_485 48" X 24" X 29"	1	125	4.0	80	771	783	794
<i>Left Pedestal Credenza</i>	V_725L 72" X 24" X 29"	1	125	35.7	175	1707	1733	1758
<i>Overhead Storage Unit</i>	V_737 71" X 18" X 36.5"	1	125	33.6	229	1857	1885	1913
<b>TOTAL:</b>				124.90	734	<b>6138</b>	<b>6231</b>	<b>6322</b>

72" x 108" x 65-1/2"

### Executive U Unit Full Pedestal



DESCRIPTION	MODEL NUMBER	QTY	FT. CLASS	CUBIC FT.	SHIP WEIGHT			
<i>Right Pedestal Desk</i>	V_721R2BF 72" X 36" X 29"	1	125	51.6	298	2286	2320	2355
<i>Lateral File Credenza</i>	V_733L 72" X 24" X 29"	1	125	35.7	253	2078	2109	2140
<i>Desk Height Bridge</i>	V_485 48" X 24" X 29"	1	125	4.0	80	771	783	794
<i>Overhead Storage Unit</i>	V_737 71" X 18" X 36.5"	1	125	33.6	229	1857	1885	1913
<b>TOTAL:</b>				124.90	860	<b>6992</b>	<b>7097</b>	<b>7202</b>

72" x 108" x 65-1/2"

### Executive U Unit with Peninsula Desk

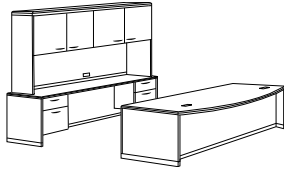


DESCRIPTION	MODEL NUMBER	QTY	FT. CLASS	CUBIC FT.	SHIP WEIGHT			
<i>Peninsula Desk</i>	V_799 72" X 36" X 29"	1	125	26.3	166	1816	1843	1870
<i>Lateral File Credenza</i>	V_733L 72" X 24" X 29"	1	125	35.7	253	2078	2109	2140
<i>Desk Height Bridge</i>	V_485 48" X 24" X 29"	1	125	4.0	80	771	783	794
<i>Overhead Storage Unit</i>	V_737 71" X 18" X 36.5"	1	125	33.6	229	1857	1885	1913
<b>TOTAL:</b>				99.60	728	<b>6522</b>	<b>6620</b>	<b>6717</b>

72" x 108" x 65-1/2"

TRANSITIONAL LAMINATE


**Executive Office  
 (3/4 Pedestal)**



72" x 108" x 65-1/2"

DESCRIPTION	MODEL NUMBER	QT	FT. CLASS	CUBIC FT.	SHIP WEIGHT	ZONE PRICING		
						1	2	3
3/4 Double Pedestal Bow Front Desk	V__720B 72" X 36" X 29"	1	125	51.6	298	2387	2423	2459
3/4 Pedestal Computer Credenza	V__704 72" X 24" X 29"	1	125	35.7	263	1975	2005	2034
Overhead Storage Unit	V__737 71" X 18" X 36.5"	1	125	33.6	229	1857	1885	1913
<b>TOTAL:</b>				120.90	790	<b>6219</b>	<b>6313</b>	<b>6406</b>

**Executive Office  
 (Full Pedestal)**



72" x 108" x 65-1/2"

DESCRIPTION	MODEL NUMBER	QT	FT. CLASS	CUBIC FT.	SHIP WEIGHT	ZONE PRICING		
						1	2	3
Double Pedestal Bow Front Desk	V__720B2BF 72" X 36" X 29"	1	125	51.6	360	2919	2963	3007
Full Pedestal Computer Credenza	V__704F 72" X 24" X 29"	1	125	35.7	279	2336	2371	2406
Overhead Storage Unit	V__737 71" X 18" X 36.5"	1	125	33.6	229	1857	1885	1913
<b>TOTAL:</b>				120.90	868	<b>7112</b>	<b>7219</b>	<b>7326</b>

**DESKS:**

**Double Full Pedestal Bow Front Desk**



- Four box drawers
- Two file drawers, letter or legal filing
- Two writing shelves
- Individually locking pedestals
- Two grommets in top

Freight Class: 125

<b>V__720B2BF</b>	72" X 36" X 29"	Cubic Ft:51.6	Ship Weight:360	<b>2919</b>	<b>2963</b>	<b>3007</b>	
				<b>Center Drawer C</b>	175	178	180
				<b>Keyboard Platform K</b>	198	201	204
<b>PULLS:</b>	<b>EBONY E</b>	<b>SILVER W</b>	<b>ANTIQUE BRASS A</b>				

**Bow Front Left Full Pedestal Desk**



- Two box drawers
- One file drawer, letter or legal filing
- One writing shelf
- Two wire management grommets
- Locking pedestal

Freight Class: 125

<b>V__721LB2BF</b>	72" X 36" X 29"	Cubic Ft:51.6	Ship Weight:289	<b>2637</b>	<b>2677</b>	<b>2716</b>	
				<b>Center Drawer C</b>	161	163	166
				<b>Keyboard Platform K</b>	191	194	197
<b>PULLS:</b>	<b>EBONY E</b>	<b>SILVER W</b>	<b>ANTIQUE BRASS A</b>				

**Bow Front Right Full Pedestal Desk**



- Two box drawers
- One file drawer, letter or legal filing
- One writing shelf
- Two wire management grommets
- Locking pedestal

Freight Class: 125

<b>V__721RB2BF</b>	72" X 36" X 29"	Cubic Ft:51.6	Ship Weight:289	<b>2637</b>	<b>2677</b>	<b>2716</b>	
				<b>Center Drawer C</b>	161	163	166
				<b>Keyboard Platform K</b>	191	194	197
<b>PULLS:</b>	<b>EBONY E</b>	<b>SILVER W</b>	<b>ANTIQUE BRASS A</b>				

**Double Full Pedestal Desk**





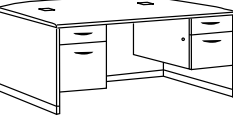
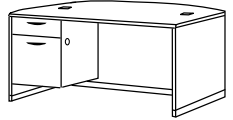
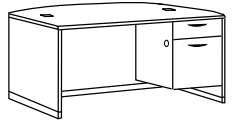
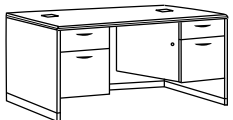
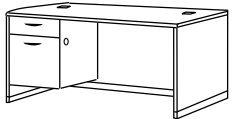
- Four box drawers
- Two file drawers, letter or legal filing
- Two writing shelves
- Two wire management grommets
- Individually locking pedestals

Freight Class: 125

<b>V__7202BF</b>	72" X 36" X 29"	Cubic Ft:51.6	Ship Weight:370	<b>2642</b>	<b>2682</b>	<b>2721</b>	
				<b>Center Drawer C</b>	175	178	180
				<b>Keyboard Platform K</b>	198	201	204
<b>V__6602BF</b>	66" X 30" X 29"	Cubic Ft:40.2	Ship Weight:330	<b>2405</b>	<b>2441</b>	<b>2477</b>	
				<b>Center Drawer C</b>	161	163	166
				<b>Keyboard Platform K</b>	194	197	200
<b>PULLS:</b>	<b>EBONY E</b>	<b>SILVER W</b>	<b>ANTIQUE BRASS A</b>				

TRANSITIONAL LAMINATE

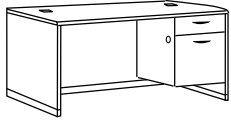


				ZONE PRICING				
				1	2	3		
 <ul style="list-style-type: none"> <li>• Two box drawers</li> <li>• One file drawer, letter or legal filing</li> <li>• One writing shelf</li> <li>• Two wire management grommets</li> <li>• Locking pedestal</li> </ul>	<b>V__721L2BF</b>	72" X 36" X 29"	Cubic Ft:51.6	Ship Weight:298	<b>2286</b>	<b>2320</b>	<b>2355</b>	
					Center Drawer <b>C</b>	161	163	166
					Keyboard Platform <b>K</b>	191	194	197
	<b>V__651L2BF</b>	66" X 30" X 29"	Cubic Ft:40.2	Ship Weight:262	<b>1998</b>	<b>2028</b>	<b>2058</b>	
					Center Drawer <b>C</b>	161	163	166
					Keyboard Platform <b>K</b>	191	194	197
Freight Class: 125	<b>PULLS:</b>	EBONY <b>E</b>	SILVER <b>W</b>	ANTIQUE BRASS <b>A</b>				
 <ul style="list-style-type: none"> <li>• Two box drawers</li> <li>• One file drawer, letter or legal filing</li> <li>• One writing shelf</li> <li>• Two wire management grommets</li> <li>• Locking pedestal</li> </ul>	<b>V__721R2BF</b>	72" X 36" X 29"	Cubic Ft:51.6	Ship Weight:298	<b>2286</b>	<b>2320</b>	<b>2355</b>	
					Center Drawer <b>C</b>	161	163	166
					Keyboard Platform <b>K</b>	191	194	197
	<b>V__651R2BF</b>	66" X 30" X 29"	Cubic Ft:40.2	Ship Weight:262	<b>1998</b>	<b>2028</b>	<b>2058</b>	
					Center Drawer <b>C</b>	161	163	166
					Keyboard Platform <b>K</b>	191	194	197
Freight Class: 125	<b>PULLS:</b>	EBONY <b>E</b>	SILVER <b>W</b>	ANTIQUE BRASS <b>A</b>				
 <ul style="list-style-type: none"> <li>• Two box drawers</li> <li>• Two file drawers, letter or legal filing</li> <li>• Two wire management grommets</li> <li>• Individually locking pedestals</li> </ul>	<b>V__720B</b>	72" X 36" X 29"	Cubic Ft:51.6	Ship Weight:298	<b>2387</b>	<b>2423</b>	<b>2459</b>	
					Center Drawer <b>C</b>	175	178	180
					Keyboard Platform <b>K</b>	198	201	204
Freight Class: 125	<b>PULLS:</b>	EBONY <b>E</b>	SILVER <b>W</b>	ANTIQUE BRASS <b>A</b>				
 <ul style="list-style-type: none"> <li>• One box drawer</li> <li>• One file drawer, letter or legal filing</li> <li>• Two wire management grommets</li> <li>• Locking pedestal</li> </ul>	<b>V__721LB</b>	72" X 36" X 29"	Cubic Ft:51.6	Ship Weight:250	<b>2051</b>	<b>2082</b>	<b>2113</b>	
					Center Drawer <b>C</b>	161	163	166
					Keyboard Platform <b>K</b>	191	194	197
Freight Class: 125	<b>PULLS:</b>	EBONY <b>E</b>	SILVER <b>W</b>	ANTIQUE BRASS <b>A</b>				
 <ul style="list-style-type: none"> <li>• One box drawer</li> <li>• One file drawer, letter or legal filing</li> <li>• Two wire management grommets</li> <li>• Locking pedestal</li> </ul>	<b>V__721RB</b>	72" X 36" X 29"	Cubic Ft:51.6	Ship Weight:250	<b>2051</b>	<b>2082</b>	<b>2113</b>	
					Center Drawer <b>C</b>	161	163	166
					Keyboard Platform <b>K</b>	191	194	197
Freight Class: 125	<b>PULLS:</b>	EBONY <b>E</b>	SILVER <b>W</b>	ANTIQUE BRASS <b>A</b>				
 <ul style="list-style-type: none"> <li>• Two box drawers</li> <li>• Two file drawers, letter or legal filing</li> <li>• Two wire management grommets</li> <li>• Individually locking pedestals</li> </ul>	<b>V__720</b>	72" X 36" X 29"	Cubic Ft:51.6	Ship Weight:298	<b>2105</b>	<b>2137</b>	<b>2168</b>	
					Center Drawer <b>C</b>	175	178	180
					Keyboard Platform <b>K</b>	198	201	204
	<b>V__660</b>	66" X 30" X 29"	Cubic Ft:40.2	Ship Weight:259	<b>1915</b>	<b>1944</b>	<b>1972</b>	
					Center Drawer <b>C</b>	175	178	180
					Keyboard Platform <b>K</b>	194	197	200
Freight Class: 125	<b>PULLS:</b>	EBONY <b>E</b>	SILVER <b>W</b>	ANTIQUE BRASS <b>A</b>				
 <ul style="list-style-type: none"> <li>• One box drawer</li> <li>• One file drawer, letter or legal filing</li> <li>• Two wire management grommets</li> <li>• Locking pedestal</li> <li>• Connect with return or bridge/credenza</li> </ul>	<b>V__721L</b>	72" X 36" X 29"	Cubic Ft:51.6	Ship Weight:250	<b>1803</b>	<b>1830</b>	<b>1857</b>	
					Center Drawer <b>C</b>	161	163	166
					Keyboard Platform <b>K</b>	191	194	197
	<b>V__651L</b>	66" X 30" X 29"	Cubic Ft:40.2	Ship Weight:220	<b>1701</b>	<b>1727</b>	<b>1752</b>	
					Center Drawer <b>C</b>	161	163	166
					Keyboard Platform <b>K</b>	191	194	197
Freight Class: 125	<b>PULLS:</b>	EBONY <b>E</b>	SILVER <b>W</b>	ANTIQUE BRASS <b>A</b>				

TRANSITIONAL LAMINATE

ZONE PRICING	1	2	3
--------------	---	---	---

**3/4 Right Pedestal Desk**



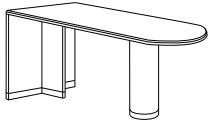
- One box drawer
- One file drawers, letter or legal filing
- Two wire management grommets
- Locking pedestal
- Connect with return or bridge/credenza

Freight Class: 125

<b>V_721R</b>	72" X 36" X 29"	Cubic Ft:51.6	Ship Weight:250	<b>1803</b>	<b>1830</b>	<b>1857</b>
			<b>Center Drawer C</b>	161	163	166
			<b>Keyboard Platform K</b>	191	194	197
<b>V_651R</b>	66" X 30" X 29"	Cubic Ft:40.2	Ship Weight:220	<b>1701</b>	<b>1727</b>	<b>1752</b>
			<b>Center Drawer C</b>	161	163	166
			<b>Keyboard Platform K</b>	191	194	197

<b>PULLS:</b>	EBONY <b>E</b>	SILVER <b>W</b>	ANTIQUE BRASS <b>A</b>
---------------	----------------	-----------------	------------------------

**Peninsula Desk**



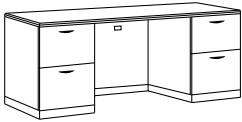
- End support panel
- Cylinder base matches top finish
- Use with returns, bridge/credenza or open leg computer tables

Freight Class: 125

<b>V_799</b>	72" X 36" X 29"	Cubic Ft:26.3	Ship Weight:166	<b>1816</b>	<b>1843</b>	<b>1870</b>
--------------	-----------------	---------------	-----------------	-------------	-------------	-------------

**CREDENZAS:**

**Full Pedestal Computer Credenza**



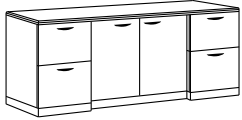
- Four file drawers, letter or legal filing
- One wire management grommet
- Individually locking pedestals

Freight Class: 125

<b>V_704F</b>	72" X 24" X 29"	Cubic Ft:35.7	Ship Weight:279	<b>2336</b>	<b>2371</b>	<b>2406</b>
			<b>Keyboard Platform K</b>	198	201	204
<b>V_604F</b>	66" X 24" X 29"	Cubic Ft:32.8	Ship Weight:270	<b>2191</b>	<b>2224</b>	<b>2257</b>
			<b>Keyboard Platform K</b>	194	197	200

<b>PULLS:</b>	EBONY <b>E</b>	SILVER <b>W</b>	ANTIQUE BRASS <b>A</b>
---------------	----------------	-----------------	------------------------

**Full Pedestal Storage Credenza**



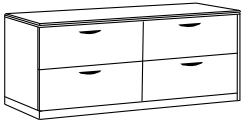
- Four file drawers, letter or legal filing
- Hinged doors with storage compartment in center with one adjustable shelf
- Individually locking pedestals

Freight Class: 125

<b>V_714F</b>	72" X 24" X 29"	Cubic Ft:35.7	Ship Weight:333	<b>2794</b>	<b>2836</b>	<b>2878</b>
<b>V_614F</b>	66" X 24" X 29"	Cubic Ft:32.8	Ship Weight:300	<b>2644</b>	<b>2684</b>	<b>2723</b>

<b>PULLS:</b>	EBONY <b>E</b>	SILVER <b>W</b>	ANTIQUE BRASS <b>A</b>
---------------	----------------	-----------------	------------------------

**Double Lateral File Credenza**




- Four lateral file drawers, letter and legal filing
- Individually locking drawers
- Pre-installed filing hardware

Freight Class: 125

<b>V_733</b>	72" X 24" X 29"	Cubic Ft:35.7	Ship Weight:299	<b>2297</b>	<b>2331</b>	<b>2366</b>
--------------	-----------------	---------------	-----------------	-------------	-------------	-------------

<b>PULLS:</b>	EBONY <b>E</b>	SILVER <b>W</b>	ANTIQUE BRASS <b>A</b>	<b>EXTRA THICK BOTTOM</b> \$320.00 <b>H</b>
---------------	----------------	-----------------	------------------------	---

**Left Lateral File Credenza**



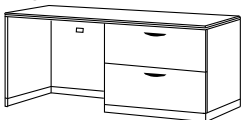
- Two lateral file drawers, letter and legal filing
- One wire management grommet
- Individually locking drawers
- Use with bridge and single pedestal desks

Freight Class: 125

<b>V_733L</b>	72" X 24" X 29"	Cubic Ft:35.7	Ship Weight:253	<b>2078</b>	<b>2109</b>	<b>2140</b>
<b>V_633L</b>	66" X 24" X 29"	Cubic Ft:32.8	Ship Weight:233	<b>2000</b>	<b>2030</b>	<b>2060</b>

<b>PULLS:</b>	EBONY <b>E</b>	SILVER <b>W</b>	ANTIQUE BRASS <b>A</b>	<b>EXTRA THICK BOTTOM</b> \$160.00 <b>H</b>
---------------	----------------	-----------------	------------------------	---

**Right Lateral File Credenza**



- Two lateral file drawers, letter and legal filing
- One wire management grommet
- Individually locking drawers
- Use with bridge and single pedestal desks

Freight Class: 125

<b>V_733R</b>	72" X 24" X 29"	Cubic Ft:35.7	Ship Weight:253	<b>2078</b>	<b>2109</b>	<b>2140</b>
<b>V_633R</b>	66" X 24" X 29"	Cubic Ft:32.8	Ship Weight:233	<b>2000</b>	<b>2030</b>	<b>2060</b>

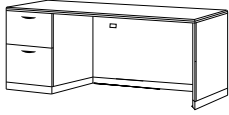
<b>PULLS:</b>	EBONY <b>E</b>	SILVER <b>W</b>	ANTIQUE BRASS <b>A</b>	<b>EXTRA THICK BOTTOM</b> \$160.00 <b>H</b>
---------------	----------------	-----------------	------------------------	---

TRANSITIONAL LAMINATE



ZONE PRICING	1	2	3
--------------	---	---	---

### Left Full Pedestal Credenza

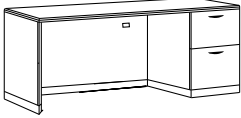


- Two file drawers, letter or legal filing
- One wire management grommet
- Locking pedestal
- Use with bridge and single pedestal desks

Freight Class: 125

V__725LF	72" X 24" X 29"	Cubic Ft:35.7	Ship Weight:235	1902	1931	1959
			Keyboard Platform <b>K</b>	191	194	197
V__625LF	66" X 24" X 29"	Cubic Ft:32.8	Ship Weight:195	1806	1833	1860
			Keyboard Platform <b>K</b>	191	194	197
<b>PULLS:</b>	EBONY <b>E</b>	SILVER <b>W</b>	ANTIQUE BRASS <b>A</b>			

### Right Full Pedestal Credenza




- Two file drawers, letter or legal filing
- One wire management grommet
- Locking pedestal
- Use with bridge and single pedestal desks

Freight Class: 125

V__725RF	72" X 24" X 29"	Cubic Ft:35.7	Ship Weight:235	1902	1931	1959
			Keyboard Platform <b>K</b>	191	194	197
V__625RF	66" X 24" X 29"	Cubic Ft:32.8	Ship Weight:195	1806	1833	1860
			Keyboard Platform <b>K</b>	191	194	197
<b>PULLS:</b>	EBONY <b>E</b>	SILVER <b>W</b>	ANTIQUE BRASS <b>A</b>			

### 3/4 Pedestal Computer Credenza

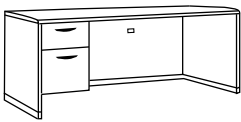


- Two box drawers
- Two file drawers, letter or legal filing
- One wire management grommet
- Individual locking pedestals
- Kneespace: 36" wide

Freight Class: 125

V__704	72" X 24" X 29"	Cubic Ft:35.7	Ship Weight:263	1975	2005	2034
			Keyboard Platform <b>K</b>	194	197	200
V__604	66" X 24" X 29"	Cubic Ft:32.8	Ship Weight:240	1842	1870	1897
			Keyboard Platform <b>K</b>	194	197	200
<b>PULLS:</b>	EBONY <b>E</b>	SILVER <b>W</b>	ANTIQUE BRASS <b>A</b>			

### 3/4 Left Pedestal Credenza

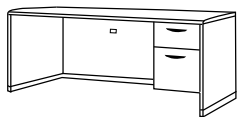


- One box drawer
- One file drawer, letter or legal filing
- One wire management grommet
- Locking pedestal
- Use with bridge and single pedestal desks

Freight Class: 125

V__725L	72" X 24" X 29"	Cubic Ft:35.7	Ship Weight:175	1707	1733	1758
			Keyboard Platform <b>K</b>	191	194	197
V__625L	66" X 24" X 29"	Cubic Ft:32.8	Ship Weight:160	1585	1609	1633
			Keyboard Platform <b>K</b>	191	194	197
<b>PULLS:</b>	EBONY <b>E</b>	SILVER <b>W</b>	ANTIQUE BRASS <b>A</b>			

### 3/4 Right Pedestal Credenza



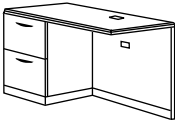
- One box drawer
- One file drawer, letter or legal filing
- One wire management grommet
- Locking pedestal
- Use with bridge and single pedestal desks

Freight Class: 125

V__725R	72" X 24" X 29"	Cubic Ft:35.7	Ship Weight:175	1707	1733	1758
			Keyboard Platform <b>K</b>	191	194	197
V__625R	66" X 24" X 29"	Cubic Ft:32.8	Ship Weight:160	1585	1609	1633
			Keyboard Platform <b>K</b>	191	194	197
<b>PULLS:</b>	EBONY <b>E</b>	SILVER <b>W</b>	ANTIQUE BRASS <b>A</b>			

## RETURNS & BRIDGES:

### Full Pedestal Left Return

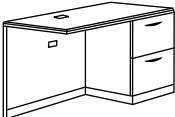


- Two file drawers, letter and legal filing
- One wire management grommet
- Locking pedestal
- Reversed coped edge for smooth work surface connection
- Common grain direction with desk

Freight Class: 125

V__722LF	48" X 24" X 29"	Cubic Ft:24.3	Ship Weight:173	1549	1572	1595
			Keyboard Platform <b>K</b>	191	194	197
<b>PULLS:</b>	EBONY <b>E</b>	SILVER <b>W</b>	ANTIQUE BRASS <b>A</b>			

### Full Pedestal Right Return



- Two file drawers, letter and legal filing
- One wire management grommet
- Locking pedestal
- Reversed coped edge for smooth work surface connection
- Common grain direction with desk

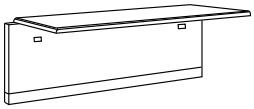
Freight Class: 125

V__722RF	48" X 24" X 29"	Cubic Ft:24.3	Ship Weight:173	1549	1572	1595
			Keyboard Platform <b>K</b>	191	194	197
<b>PULLS:</b>	EBONY <b>E</b>	SILVER <b>W</b>	ANTIQUE BRASS <b>A</b>			

ZONE  
PRICING

**1**   **2**   **3**

**Desk Height Bridge**

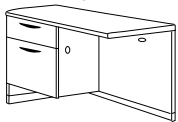


- Top has reversed edge detail to ensure a solid, smooth work surface
- Common grain direction with desk/credenza
- Two wire management grommets in modesty panel

Freight Class: 100

<b>V_485</b>	48" X 24" X 29"	Cubic Ft:4.0	Ship Weight:80	<b>771</b>	<b>783</b>	<b>794</b>
--------------	-----------------	--------------	----------------	------------	------------	------------

**Desk Height 3/4 Pedestal Left Return**



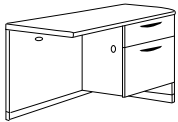
- One box drawer
- One file drawer, letter and legal filing
- One wire management grommet
- Locking pedestal
- Reversed coped edge for smooth work surface connection
- Common grain direction with desk
- Use with computer corner unit, single pedestal desks or credenza

Freight Class: 125

<b>V_722L</b>	48" X 24" X 29"	Cubic Ft:23.5	Ship Weight:159	<b>1246</b>	<b>1265</b>	<b>1283</b>
---------------	-----------------	---------------	-----------------	-------------	-------------	-------------

			<b>Keyboard Platform K</b>	191	194	197
<b>PULLS:</b>	EBONY <b>E</b>	SILVER <b>W</b>	ANTIQUE BRASS <b>A</b>			

**Desk Height 3/4 Pedestal Right Return**



- One box drawer
- One file drawer, letter and legal filing
- One wire management grommet
- Locking pedestal
- Reversed coped edge for smooth work surface connection
- Common grain direction with desk
- Use with computer corner unit, single pedestal desks or credenza

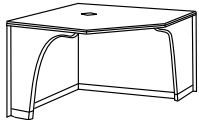
Freight Class: 125

<b>V_722R</b>	48" X 24" X 29"	Cubic Ft:23.5	Ship Weight:159	<b>1246</b>	<b>1265</b>	<b>1283</b>
---------------	-----------------	---------------	-----------------	-------------	-------------	-------------

			<b>Keyboard Platform K</b>	191	194	197
<b>PULLS:</b>	EBONY <b>E</b>	SILVER <b>W</b>	ANTIQUE BRASS <b>A</b>			

**COMPUTER CORNERS & TABLES:**

**Computer Corner Unit**



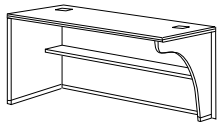
- Open leg support panels
- Three wire management grommets
- Use with computer tables, returns and bridges (24" connection)
- 22" pullup front

Freight Class: 150

<b>V_449</b>	42" X 42" X 29"	Cubic Ft:34.3	Ship Weight:173	<b>1168</b>	<b>1186</b>	<b>1203</b>
--------------	-----------------	---------------	-----------------	-------------	-------------	-------------

			<b>Keyboard Platform K</b>	191	194	197
--	--	--	----------------------------	-----	-----	-----

**Left Computer Table Return**



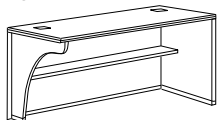
- Open leg panel
- One adjustable shelf
- Two wire management grommets in modesty
- Use with computer corner units, desks, and peninsulas

Freight Class: 150

<b>V_CT48L</b>	48" X 24" X 29"	Cubic Ft:24.3	Ship Weight:125	<b>911</b>	<b>925</b>	<b>938</b>
----------------	-----------------	---------------	-----------------	------------	------------	------------

			<b>Keyboard Platform K</b>	198	201	204
--	--	--	----------------------------	-----	-----	-----

**Right Computer Table Return**



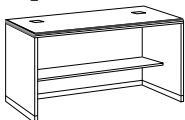
- Open leg panel
- One adjustable shelf
- Two wire management grommets in modesty
- Use with computer corner units, desks, and peninsulas

Freight Class: 150

<b>V_CT48R</b>	48" X 24" X 29"	Cubic Ft:24.3	Ship Weight:125	<b>911</b>	<b>925</b>	<b>938</b>
----------------	-----------------	---------------	-----------------	------------	------------	------------

			<b>Keyboard Platform K</b>	198	201	204
--	--	--	----------------------------	-----	-----	-----

**Computer Table**



- One adjustable shelf
- Four wire management grommets

Freight Class: 150

<b>V_CT48</b>	48" X 24" X 29"	Cubic Ft:24.3	Ship Weight:135	<b>919</b>	<b>933</b>	<b>947</b>
---------------	-----------------	---------------	-----------------	------------	------------	------------

			<b>Keyboard Platform K</b>	198	201	204
--	--	--	----------------------------	-----	-----	-----

<b>V_CT36</b>	36" X 24" X 29"	Cubic Ft:18.8	Ship Weight:120	<b>861</b>	<b>874</b>	<b>887</b>
---------------	-----------------	---------------	-----------------	------------	------------	------------

			<b>Keyboard Platform K</b>	194	197	200
--	--	--	----------------------------	-----	-----	-----

TRANSITIONAL LAMINATE



ZONE PRICING	1	2	3
--------------	---	---	---

## FILES, BOOKCASES, STORAGE & SCREENS:

### Mobile Pedestal

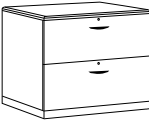


- One box drawer
- One file drawer, letter or legal filing
- Fully locking pedestal
- Dual wheel locking casters
- Top mounted pull for easy mobility

Freight Class: 100

V_ _21	16" X 22" X 22"	Cubic Ft:6.0	Ship Weight:87	701	712	722
<b>PULLS:</b>	EBONY <b>E</b>	SILVER <b>W</b>	ANTIQUE BRASS <b>A</b>			

### Standard Lateral File

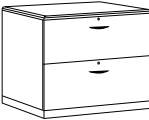


- Two lateral file drawers, letter or legal filing
- Individually locking drawers
- Anti-tilt mechanism inhibits more than one drawer opening at a time

Freight Class: 100

V_ _326	30" X 20" X 29"	Cubic Ft:14.0	Ship Weight:140	1467	1489	1511
<b>PULLS:</b>	EBONY <b>E</b>	SILVER <b>W</b>	ANTIQUE BRASS <b>A</b>	<b>EXTRA THICK BOTTOM</b>	\$160.00	<b>H</b>

### Executive Lateral File



- Two lateral file drawers, letter or legal filing
- Individually locking drawers
- Anti-tilt counter weight
- Hardwood bottom support rail secured with metal bracket at each end

Freight Class: 100

V_ _346	36" X 24" X 29"	Cubic Ft:18.8	Ship Weight:197	1612	1636	1660
<b>PULLS:</b>	EBONY <b>E</b>	SILVER <b>W</b>	ANTIQUE BRASS <b>A</b>	<b>EXTRA THICK BOTTOM</b>	\$160.00	<b>H</b>

### Three Drawer Lateral File

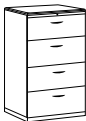


- Three lateral file drawers, letter or legal filing
- Central locking
- Anti-tilt mechanism inhibits more than one drawer opening at a time
- Hardwood bottom support rail secured with metal bracket at each end

Freight Class: 100

V_ _336	32" X 21" X 44.5"	Cubic Ft:27.9	Ship Weight:208	1987	2017	2047
<b>PULLS:</b>	EBONY <b>E</b>	SILVER <b>W</b>	ANTIQUE BRASS <b>A</b>	<b>EXTRA THICK BOTTOM</b>	\$240.00	<b>H</b>

### Four Drawer Lateral File



- Four file drawers, letter or legal filing
- Central locking
- Anti-tilt mechanism inhibits more than one drawer opening at a time
- Hardwood bottom support rail secured with metal bracket at each end

Freight Class: 100

V_ _426	32" X 21" X 56"	Cubic Ft:27.9	Ship Weight:252	2667	2707	2747
<b>PULLS:</b>	EBONY <b>E</b>	SILVER <b>W</b>	ANTIQUE BRASS <b>A</b>	<b>EXTRA THICK BOTTOM</b>	\$320.00	<b>H</b>

### Three-Shelf Bookcase

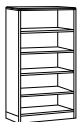


- 1" thick shelves
- 48" bookcase= 2 adjustable shelves
- 36" bookcase= 1 adjustable shelf
- 29" bookcase= 1 adjustable shelf

Freight Class: 125

V_129	36" X 18" X 29"	Cubic Ft:18.5	Ship Weight:90	682	692	702
V_36	36" X 18" X 36"	Cubic Ft:18.5	Ship Weight:90	728	739	750
V_48	36" X 18" X 48"	Cubic Ft:24.2	Ship Weight:110	773	785	796

### Five-Shelf Bookcase



- 1" thick shelves
- Two fixed shelves (middle and bottom)
- 65" & 72" bookcase= 3 adjustable shelves
- 84" bookcase= 4 adjustable shelves

Freight Class: 125

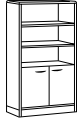
V_65	36" X 18" X 65.5"	Cubic Ft:31.1	Ship Weight:221	885	898	912
V_72	36" X 18" X 72"	Cubic Ft:35.5	Ship Weight:241	1001	1016	1031
V_84	36" X 18" X 84"	Cubic Ft:41.3	Ship Weight:261	1136	1153	1170

TRANSITIONAL LAMINATE



ZONE PRICING	1	2	3
--------------	---	---	---

**2-Door Bookcase**



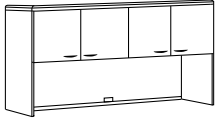
- Two adjustable shelves on top
- One fixed shelf above doors
- Two-door enclosed storage area with one adjustable shelf
- 1" thick shelves

Freight Class: 125

<b>V_ _652D</b>	36" X 18" X 65.5"	Cubic Ft:31.9	Ship Weight:230	<b>1171</b>	<b>1189</b>	<b>1206</b>
-----------------	-------------------	---------------	-----------------	-------------	-------------	-------------

<b>PULLS:</b>	EBONY <b>E</b>	SILVER <b>W</b>	ANTIQUE BRASS <b>A</b>
---------------	----------------	-----------------	------------------------

**Overhead Storage Unit with Doors**



- Two storage compartments
- One wire management grommet
- 21" clearance under doors
- Includes task light standard

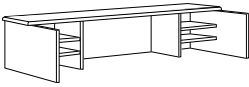
Freight Class: 125

<b>V_ _737</b>	71" X 18" X 36.5"	Cubic Ft:33.6	Ship Weight:229	<b>1857</b>	<b>1885</b>	<b>1913</b>
----------------	-------------------	---------------	-----------------	-------------	-------------	-------------

<b>V_ _677</b>	65" X 18" X 36.5"	Cubic Ft:28.3	Ship Weight:198	<b>1753</b>	<b>1779</b>	<b>1806</b>
----------------	-------------------	---------------	-----------------	-------------	-------------	-------------

<b>PULLS:</b>	EBONY <b>E</b>	SILVER <b>W</b>	ANTIQUE BRASS <b>A</b>	<b>LOCKS</b>	\$150.00 <b>Y</b>
---------------	----------------	-----------------	------------------------	--------------	-------------------

**Reception Screen for Main**



- Fits 66" x 30" desks
- Four adjustable shelves
- High gloss transaction counter top
- Non-skid rubber strips on bottom prohibit movement

Freight Class: 70

<b>V_ _610</b>	66" X 28" X 14"	Cubic Ft:28.9	Ship Weight:129	<b>1120</b>	<b>1137</b>	<b>1154</b>
----------------	-----------------	---------------	-----------------	-------------	-------------	-------------

**Reception Screen for Return**



- Fits 48" x 24" executive height return
- Hardware included to join to main reception screen
- V\_611L fits left return
- V\_611R fits right return
- Assembly required

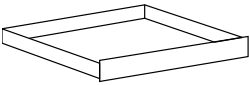
Freight Class: 70

<b>V_611L</b>	48" X 22" X 13"	Cubic Ft:1.5	Ship Weight:25	<b>251</b>	<b>255</b>	<b>259</b>
---------------	-----------------	--------------	----------------	------------	------------	------------

<b>V_611R</b>	48" X 22" X 13"	Cubic Ft:1.5	Ship Weight:25	<b>251</b>	<b>255</b>	<b>259</b>
---------------	-----------------	--------------	----------------	------------	------------	------------

**CENTER DRAWERS:**

**Center Drawer**



- V\_28 - Fits 72" single full pedestal desk or credenza or 66" double full pedestal desk
- V\_29 - Fits 72" single 3/4 pedestal desk or credenza
- V\_34 - Fits 72" double full pedestal desk or credenza
- V\_38 - Fits 72" double 3/4 pedestal desk or credenza

Freight Class: 100

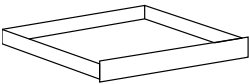
<b>V_38</b>	34" X 19" X 3"	Cubic Ft:2.2	Ship Weight:14	<b>175</b>	<b>178</b>	<b>180</b>
-------------	----------------	--------------	----------------	------------	------------	------------

<b>V_34</b>	38" X 19" X 3"	Cubic Ft:2.2	Ship Weight:13	<b>175</b>	<b>178</b>	<b>180</b>
-------------	----------------	--------------	----------------	------------	------------	------------

<b>V_29</b>	29.75" X 19" X 3"	Cubic Ft:1.5	Ship Weight:12	<b>161</b>	<b>163</b>	<b>166</b>
-------------	-------------------	--------------	----------------	------------	------------	------------

<b>V_28</b>	28" X 19" X 3"	Cubic Ft:1.5	Ship Weight:11	<b>161</b>	<b>163</b>	<b>166</b>
-------------	----------------	--------------	----------------	------------	------------	------------

**Center Drawer**



- V\_28 - Fits 72" single full pedestal desk or credenza or 66" double full pedestal desk
- V\_32 - Fits 66" double 3/4 pedestal desk or credenza
- V\_22 - Fits 66" single full pedestal desk or credenza
- V\_24 - Fits 66" single 3/4 pedestal desk or credenza

Freight Class: 100

<b>V_28</b>	28" X 19" X 3"	Cubic Ft:1.5	Ship Weight:11	<b>161</b>	<b>163</b>	<b>166</b>
-------------	----------------	--------------	----------------	------------	------------	------------

<b>V_32</b>	32" X 19" X 3"	Cubic Ft:2.2	Ship Weight:12	<b>175</b>	<b>178</b>	<b>180</b>
-------------	----------------	--------------	----------------	------------	------------	------------

<b>V_22</b>	22.5" X 19" X 3"	Cubic Ft:1.5	Ship Weight:10	<b>161</b>	<b>163</b>	<b>166</b>
-------------	------------------	--------------	----------------	------------	------------	------------

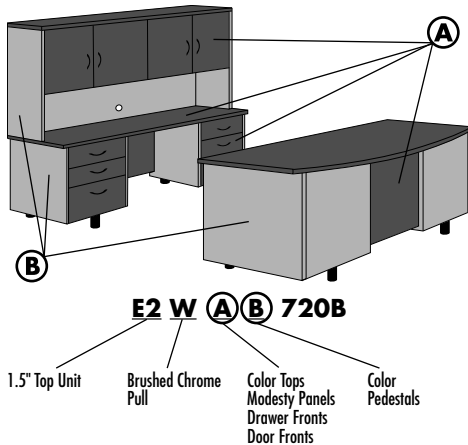
<b>V_24</b>	23.75" X 19" X 3"	Cubic Ft:1.5	Ship Weight:11	<b>161</b>	<b>163</b>	<b>166</b>
-------------	-------------------	--------------	----------------	------------	------------	------------

TRANSITIONAL LAMINATE



## FINISHES:

— ALL COLORS ARE THE SAME PRICE —  
All finishes are thermally fused laminates unless otherwise noted. **A high pressure laminate top option is available for a 15% pricing upcharge. A six-week lead time will apply.** High pressure laminate tops are only offered in Windsor Cherry, Mahogany and Grey. Contact your customer service representative to discuss specific high pressure laminate needs and delivery quotes. To order high-pressure laminate tops on Elevation Items with 1" thick tops in **Windsor Cherry, Mahogany** or **Grey**, add a **4** after the first **E** in the model number and add 15% to the list price of the item.  
**Example: E4WWC720**



## FINISH COLORS

<b>AP</b> Aspen	<b>PW</b> Pearwood
<b>E</b> Black	<b>WC</b> Windsor Cherry
<b>FM</b> Natural Maple	<b>G</b> Grey
<b>GP</b> Graphite	<b>X</b> Espresso
<b>M</b> Mahogany	<b>CC</b> Classic Cherry
<b>O</b> Medium Oak	

	Location	Finishes
<b>E2</b>	1.5" Tops, Modesty Panels, Drawer and Door Fronts	<b>FM</b> Natural Maple <b>WC</b> Windsor Cherry <b>AP</b> Aspen <b>M</b> Mahogany
<b>E</b>	1" Tops, Modesty Panels, Drawer and Door Fronts	All Colors
	Pedestals	All Colors

## PULL OPTIONS

All pulls constructed of solid metal and feature curvilinear design. When ordering, use the corresponding pull designator at the beginning of the model number

<b>1" TOP</b>	<b>1.5" TOP</b>
<b>EW</b> Brushed Chrome	<b>E2W</b> Brushed Chrome
<b>EE</b> Ebony	<b>E2E</b> Ebony
<b>EB</b> Bright Brass	<b>E2B</b> Bright Brass
<b>ED</b> Oval Nickel	<b>E2D</b> Oval Nickel

## PEDESTALS

All cases are 3/4" thick core with thermally fused laminate on both sides with 3mm PVC AdvantEdge banding. Drawer pedestals feature box/box/file configuration. Left/right desks and credenzas specified for L and U configurations feature an open storage pedestal (grommets in bottom) in the connecting corner. Pedestal-based construction allows selection of base color to match, complement or contrast the color of worksurface, modesty panel and drawer fronts.

## FILE/FILE PEDESTAL OPTION

File/file pedestal option available at \$21 list upcharge per pedestal. Specify **(F)** after model number. **Example: EWFMGP720F**

## TOPS

Select 1" (**E**) or 1.5" (**E2**) thick tops. All tops feature thermally fused laminate surface with proper backing and smooth full 3mm PVC AdvantEdge banding as required.

**High pressure laminate option available.**

## LEGS

Raised-platform style achieved with 2.25" diameter steel legs with black powdercoat finish. Legs are 3.5" high with 1" heavy-duty leveler on bottom, allowing quick, easy adjustment.

## MODESTY PANELS

Modesty panels are 3/4" thick core with thermally fused laminate on both sides and full 3mm PVC AdvantEdge banding as required.

## DRAWERS

- Aa-action steel, ball-bearing slides
- File and lateral file drawers mounted on heavy-duty, ball-bearing, full-extension slides
- All file and lateral file drawers constructed for suspended filing with 25 lb maximum weight for bottom loading
- Black filing hardware includes pre-installed rails with easy-adjust crossbar
- All file drawers accommodate letter-size filing front-to-back and letter- or legal-size filing side-to-side
- Lateral file drawers accommodate letter or legal size filing front-to-back or side-to-side
- Drawers constructed with 5 sides for extra strength and durability. Drawer front is the fifth side and is removable for field-repair or hardware additions

## FILING

All file drawers include pre-installed, black filing hardware, easily reconfigured by user to adapt to specific requirements.

## WIRE MANAGEMENT

See features for number of grommets and location. Additional grommets can be added for extended wire management capability at \$106 list per grommet. Includes factory cut and installed grommet and black sleeve. Call for special quote. Specify location and quote number with order.

## LOCKS

- All other locks are keyed identical, except four-drawer vertical file, unless otherwise specified
- "Key Different" option is \$21 list upcharge per lock. Locks/cores packaged to customer requirements
- Additional lead time for "Key Different"
- For optional locking on overhead storage units with four wood doors, add **Y** to the end of the model number and add \$150 to the list price of unit

## ACCESSORY WALL

For flexible and personalized work areas, Accessory Wall and coordinating storage accessories are available for mounting on overhead units (see pages 210-211). All components made of black resin. Field installed.

## ACCESSORIES *Factory Installed*

Certain accessories can be ordered installed prior to shipment. Add letter designator (C or K) at end of the desk or credenza model number:

- C** Center Drawer  
*Example: E2WWC720C*
- K** Keyboard Platform  
*Example: EWWC704K*
- T** Task Light  
*Example: EWWC737T*

## QUICKSHIP

Quick Ship is not available on any items ordered with options

## PACKING

All units are properly packed in heavy-duty cartons, protected with extra-thick corner pads, and foam-wrapped for additional security. All packaging conforms to or exceeds specifications as outlined in the Uniform Freight Classification.

All desks, credenzas, files and overhead storage units are shipped set up. Modular L, U, and reception stations are shipped in multiple cartons and require field connection.

## PALLETIZATION

See page 3.

## CARE AND CLEANING INSTRUCTIONS

**Normal cleaning:** Clean using a soft cloth and a good window cleaner which contains no ammonia, followed by wiping dry using a dry soft cloth.

Specifications subject to change without notice.

ZONE  
PRICING

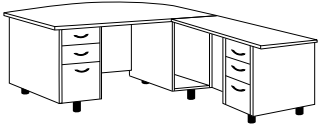
1

2

3

**CONFIGURATIONS:**

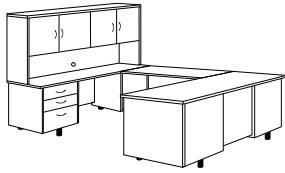
**Executive L Unit (1" Tops)**



DESCRIPTION	MODEL NUMBER	QT	FT. CLASS	CUBIC FT.	SHIP WEIGHT			
<i>Right Bow Front Desk</i>	E_721RB 72" X 36" X 29"	1	125	44.5	237	1491	1513	1536
<i>Left Return</i>	E_722L 48" X 24" X 29"	1	125	20.7	160	960	974	989
<b>TOTAL:</b>						<b>65.20</b>	<b>397</b>	<b>2451 2487 2525</b>

72" x 84" x 29"


**Executive U Unit (1" Tops)**



DESCRIPTION	MODEL NUMBER	QT	FT. CLASS	CUBIC FT.	SHIP WEIGHT			
<i>Right Desk</i>	E_721R 72" X 36" X 29"	1	125	44.5	247	1308	1328	1347
<i>Left Credenza</i>	E_725L 72" X 24" X 29"	1	125	30.6	200	1176	1194	1211
<i>Bridge</i>	E_485 48" X 24" X 29"	1	100	4.0	62	389	395	401
<i>Overhead with Doors</i>	E_737 72" X 16" X 36.5"	1	125	33.6	180	1163	1180	1198
<b>TOTAL:</b>						<b>112.70</b>	<b>689</b>	<b>4036 4097 4157</b>

72" x 108" x 65.5"

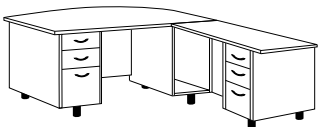
**Executive Office (1" Tops)**



DESCRIPTION	MODEL NUMBER	QT	FT. CLASS	CUBIC FT.	SHIP WEIGHT			
<i>Double Pedestal Desk</i>	E_720 72" X 36" X 29"	1	125	44.5	283	1613	1637	1661
<i>Computer Credenza</i>	E_704 72" X 24" X 29"	1	125	30.6	228	1461	1483	1505
<i>Overhead with Flip Up Doors</i>	E_737F 72" X 16" X 36.5"	1	125	33.6	190	1163	1180	1198
<b>TOTAL:</b>						<b>108.70</b>	<b>701</b>	<b>4237 4300 4364</b>

72" W x 65.5" H

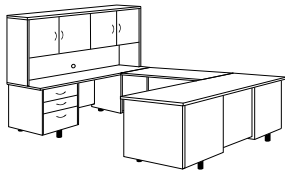
**Executive L Unit (1.5" Tops)**



DESCRIPTION	MODEL NUMBER	QT	FT. CLASS	CUBIC FT.	SHIP WEIGHT			
<i>Right Bow Front Desk</i>	E2_721RB 72" X 36" X 29.5"	1	125	45.0	267	1644	1669	1693
<i>Left Return</i>	E2_722L 48" X 24" X 29.5"	1	125	21.0	178	1052	1068	1084
<b>TOTAL:</b>						<b>66.00</b>	<b>445</b>	<b>2696 2737 2777</b>

72" x 84" x 29.5"

**Executive U Unit (1.5" Tops)**




DESCRIPTION	MODEL NUMBER	QT	FT. CLASS	CUBIC FT.	SHIP WEIGHT			
<i>Right Desk</i>	E2_721R 72" X 36" X 29.5"	1	125	45.0	287	1461	1483	1505
<i>Left Credenza</i>	E2_725L 72" X 24" X 29.5"	1	125	31.2	226	1299	1318	1338
<i>Bridge</i>	E2_485 48" X 24" X 29.5"	1	100	4.6	80	481	488	495
<i>Overhead with Doors</i>	E2_737 72" X 16" X 37"	1	125	33.6	199	1334	1354	1374
<b>TOTAL:</b>						<b>114.40</b>	<b>792</b>	<b>4575 4643 4712</b>

72" x 108" x 66.5"

CONTEMPORARY LAMINATE



## Executive Office (1.5" Tops)

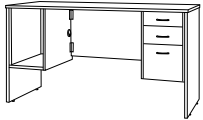


DESCRIPTION	MODEL NUMBER	QT	FT. CLASS	CUBIC FT.	SHIP WEIGHT	ZONE PRICING		
						1	2	3
Double Pedestal Desk	E2_ _720 72" X 36" X 29.5"	1	125	45.0	320	1765	1791	1818
Computer Credenza	E2_ _704 72" X 24" X 29.5"	1	125	31.2	260	1583	1607	1630
Overhead with Flip Up Doors	E2_ _737F 72" X 16" X 37"	1	125	33.6	208	1334	1354	1374
<b>TOTAL:</b>						<b>4682</b>	<b>4752</b>	<b>4822</b>

72" W x 66.5" H

## STANDING HEIGHT ELEVATION:

### Standing Height Single Pedestal Desk



- One box/box/file locking pedestal
- Pre-installed filing hardware for letter or legal filing
- Open storage pedestal on connecting side
- Standing height allows greater mobility
- Some assembly required

<b>S_ _700R</b> (Right Shown)	72" X 30" X 40"	Cubic Ft:40.0	Ship Weight:285	<b>1712</b>	<b>1738</b>	<b>1763</b>	
				Center Drawer <b>C</b>	161	163	166
				Keyboard Platform <b>K</b>	191	194	197
<b>S_ _700L</b> (Left)	72" X 30" X 40"	Cubic Ft:40.0	Ship Weight:285	<b>1712</b>	<b>1738</b>	<b>1763</b>	
				Center Drawer <b>C</b>	161	163	166
				Keyboard Platform <b>K</b>	191	194	197
<b>PULLS:</b>				BRUSHED CHROME <b>SW</b>	EBONY <b>SE</b>	BRIGHT BRASS <b>SB</b>	OVAL NICKEL <b>SD</b>

Freight Class: 125

### Standing Height Return - File/File



- One file/file locking pedestal
- Pre-installed filing hardware for letter or legal filing
- Connects with standing height desks
- Some assembly required

<b>S_ _622LF</b> (Left)	42" X 24" X 40"	Cubic Ft:22.0	Ship Weight:168	<b>998</b>	<b>1013</b>	<b>1028</b>	
				Keyboard Platform <b>K</b>	191	194	197
				<b>S_ _622RF</b> (Right)	42" X 24" X 40"	Cubic Ft:22.0	Ship Weight:168
Keyboard Platform <b>K</b>	191	194	197				
<b>PULLS:</b>				BRUSHED CHROME <b>SW</b>	EBONY <b>SE</b>	BRIGHT BRASS <b>SB</b>	OVAL NICKEL <b>SD</b>

Freight Class: 125

### Standing Height Return - Box/Box/File



- One box/box/file locking pedestal
- Pre-installed filing hardware for letter or legal filing
- Connects with standing height desks
- Some assembly required

<b>S_ _622L</b> (Left)	42" X 24" X 40"	Cubic Ft:22.0	Ship Weight:168	<b>998</b>	<b>1013</b>	<b>1028</b>	
				Keyboard Platform <b>K</b>	191	194	197
				<b>S_ _622R</b> (Right)	42" X 24" X 40"	Cubic Ft:22.0	Ship Weight:168
Keyboard Platform <b>K</b>	191	194	197				
<b>PULLS:</b>				BRUSHED CHROME <b>SW</b>	EBONY <b>SE</b>	BRIGHT BRASS <b>SB</b>	OVAL NICKEL <b>SD</b>

Freight Class: 125

## DESKS:

### Bow Front Double Pedestal Desk

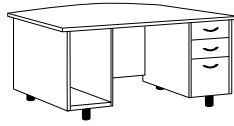


- Bow front top
- Box/Box/File pedestals
- Letter or legal filing
- Pre-installed black filing hardware
- Individually locking pedestals

<b>E_ _720B</b> (1" Top)	72" X 36" X 29"	Cubic Ft:44.5	Ship Weight:263	<b>1795</b>	<b>1822</b>	<b>1849</b>	
				Center Drawer <b>C</b>	173	176	178
				Keyboard Platform <b>K</b>	198	201	204
<b>E2_ _720B</b> (1.5" Top)	72" X 36" X 29.5"	Cubic Ft:45.0	Ship Weight:300	<b>1947</b>	<b>1976</b>	<b>2005</b>	
				Center Drawer <b>C</b>	173	176	178
				Keyboard Platform <b>K</b>	198	201	204
<b>PULLS:</b>				BRUSHED CHROME <b>EW</b>	EBONY <b>EE</b>	BRIGHT BRASS <b>EB</b>	OVAL NICKEL <b>ED</b>

Freight Class: 125

**Bow Front Single Pedestal Desk**



Bow Front Left Desk (LB)

- Bow front top
- Box/Box/File pedestal with lock
- Open storage pedestal with grommets (bottom)

Bow Front Right Desk (RB)

- Letter or legal filing
- Pre-installed black filing hardware

Freight Class: 125

				ZONE PRICING	1	2	3
<b>E_ _721LB</b> (1" Top)	72" X 36" X 29"	Cubic Ft: 44.5	Ship Weight: 237		<b>1491</b>	<b>1513</b>	<b>1536</b>
				Center Drawer <b>C</b>	161	163	166
				Keyboard Platform <b>K</b>	191	194	197
<b>E_ _721RB</b> (1" Top)	72" X 36" X 29"	Cubic Ft: 44.5	Ship Weight: 237		<b>1491</b>	<b>1513</b>	<b>1536</b>
				Center Drawer <b>C</b>	161	163	166
				Keyboard Platform <b>K</b>	191	194	197
<b>E2_ _721LB</b> (1.5" Top)	72" X 36" X 29.5"	Cubic Ft: 45.0	Ship Weight: 267		<b>1644</b>	<b>1669</b>	<b>1693</b>
				Center Drawer <b>C</b>	161	163	166
				Keyboard Platform <b>K</b>	191	194	197
<b>E2_ _721RB</b> (1.5" Top)	72" X 36" X 29.5"	Cubic Ft: 45.0	Ship Weight: 267		<b>1644</b>	<b>1669</b>	<b>1693</b>
				Center Drawer <b>C</b>	161	163	166
				Keyboard Platform <b>K</b>	191	194	197

**PULLS:** BRUSHED CHROME **EW** | EBONY **EE** | BRIGHT BRASS **EB** | OVAL NICKEL **ED**

**Double Pedestal Desk**



- Box/Box/File pedestals
- Letter or legal filing
- Pre-installed black filing hardware
- Individually locking pedestals

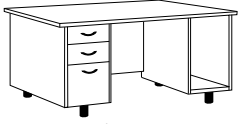
Freight Class: 125

<b>E_ _720</b> (1" Top)	72" X 36" X 29"	Cubic Ft:44.5	Ship Weight:283		<b>1613</b>	<b>1637</b>	<b>1661</b>
				Center Drawer <b>C</b>	173	176	178
				Keyboard Platform <b>K</b>	198	201	204
<b>E_ _700</b> (1" Top)	72" X 30" X 29"	Cubic Ft:40.0	Ship Weight:260		<b>1583</b>	<b>1607</b>	<b>1630</b>
				Center Drawer <b>C</b>	173	176	178
				Keyboard Platform <b>K</b>	198	201	204
<b>E_ _660</b> (1" Top)	66" X 30" X 29"	Cubic Ft:34.5	Ship Weight:236		<b>1552</b>	<b>1575</b>	<b>1599</b>
				Center Drawer <b>C</b>	173	176	178
				Keyboard Platform <b>K</b>	198	201	204
<b>E_ _600</b> (1" Top)	60" X 30" X 29"	Cubic Ft:32.5	Ship Weight:220		<b>1429</b>	<b>1450</b>	<b>1472</b>
				Center Drawer <b>C</b>	161	163	166
				Keyboard Platform <b>K</b>	191	194	197
<b>E2_ _720</b> (1.5" Top)	72" X 36" X 29.5"	Cubic Ft:45.0	Ship Weight:320		<b>1765</b>	<b>1791</b>	<b>1818</b>
				Center Drawer <b>C</b>	173	176	178
				Keyboard Platform <b>K</b>	198	201	204
<b>E2_ _700</b> (1.5" Top)	72" X 30" X 29.5"	Cubic Ft:40.0	Ship Weight:286		<b>1735</b>	<b>1761</b>	<b>1787</b>
				Center Drawer <b>C</b>	173	176	178
				Keyboard Platform <b>K</b>	198	201	204
<b>E2_ _660</b> (1.5" Top)	66" X 30" X 29.5"	Cubic Ft:35.1	Ship Weight:266		<b>1705</b>	<b>1731</b>	<b>1756</b>
				Center Drawer <b>C</b>	173	176	178
				Keyboard Platform <b>K</b>	198	201	204
<b>E2_ _600</b> (1.5" Top)	60" X 30" X 29.5"	Cubic Ft:33.3	Ship Weight:250		<b>1575</b>	<b>1599</b>	<b>1622</b>
				Center Drawer <b>C</b>	161	163	166
				Keyboard Platform <b>K</b>	191	194	197

**PULLS:** BRUSHED CHROME **EW** | EBONY **EE** | BRIGHT BRASS **EB** | OVAL NICKEL **ED**

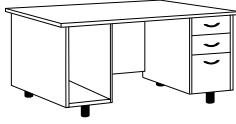


## Single Pedestal Desk



Left Desk (L)

- Box/Box/File pedestal with lock
- Open storage with grommets (bottom)




Right Desk (R)

- Letter or legal filing
- Pre-installed black filing hardware

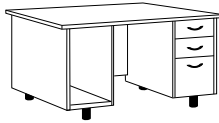
Freight Class: 125

## Single Pedestal Desk



Left Desk (L)

- Box/Box/File pedestal with lock
- Open storage with grommets (bottom)



Right Desk (R)

- Letter or legal filing
- Pre-installed black filing hardware

Freight Class: 125

ZONE PRICING	1	2	3
--------------	---	---	---

Model	Dimensions	Cubic Ft.	Ship Weight	Zone 1	Zone 2	Zone 3	
<b>E__721L</b> (1" Top)	72" X 36" X 29"	44.5	247	<b>1308</b>	<b>1328</b>	<b>1347</b>	
				Center Drawer <b>C</b>	161	163	166
				Keyboard Platform <b>K</b>	191	194	197
<b>E__721R</b> (1" Top)	72" X 36" X 29"	44.5	247	<b>1308</b>	<b>1328</b>	<b>1347</b>	
				Center Drawer <b>C</b>	161	163	166
				Keyboard Platform <b>K</b>	191	194	197
<b>E__700L</b> (1" Top)	72" X 30" X 29"	40.0	224	<b>1284</b>	<b>1303</b>	<b>1323</b>	
				Center Drawer <b>C</b>	161	163	166
				Keyboard Platform <b>K</b>	191	194	197
<b>E__700R</b> (1" Top)	72" X 30" X 29"	40.0	224	<b>1284</b>	<b>1303</b>	<b>1323</b>	
				Center Drawer <b>C</b>	161	163	166
				Keyboard Platform <b>K</b>	191	194	197
<b>E2__721L</b> (1.5" Top)	72" X 36" X 29.5"	45.0	287	<b>1461</b>	<b>1483</b>	<b>1505</b>	
				Center Drawer <b>C</b>	161	163	166
				Keyboard Platform <b>K</b>	191	194	197
<b>E2__721R</b> (1.5" Top)	72" X 36" X 29.5"	45.0	287	<b>1461</b>	<b>1483</b>	<b>1505</b>	
				Center Drawer <b>C</b>	161	163	166
				Keyboard Platform <b>K</b>	191	194	197
<b>E2__700L</b> (1.5" Top)	72" X 30" X 29.5"	40.0	240	<b>1437</b>	<b>1459</b>	<b>1480</b>	
				Center Drawer <b>C</b>	161	163	166
				Keyboard Platform <b>K</b>	191	194	197
<b>E2__700R</b> (1.5" Top)	72" X 30" X 29.5"	40.0	240	<b>1437</b>	<b>1459</b>	<b>1480</b>	
				Center Drawer <b>C</b>	161	163	166
				Keyboard Platform <b>K</b>	191	194	197

<b>PULLS:</b>	BRUSHED CHROME <b>EW</b>	EBONY <b>EE</b>	BRIGHT BRASS <b>EB</b>	OVAL NICKEL <b>ED</b>
---------------	--------------------------	-----------------	------------------------	-----------------------

Model	Dimensions	Cubic Ft.	Ship Weight	Zone 1	Zone 2	Zone 3	
<b>E__651L</b> (1" Top)	66" X 30" X 29"	34.5	200	<b>1248</b>	<b>1267</b>	<b>1285</b>	
				Center Drawer <b>C</b>	161	163	166
				Keyboard Platform <b>K</b>	191	194	197
<b>E__651R</b> (1" Top)	66" X 30" X 29"	34.5	200	<b>1248</b>	<b>1267</b>	<b>1285</b>	
				Center Drawer <b>C</b>	161	163	166
				Keyboard Platform <b>K</b>	191	194	197
<b>E__641L</b> (1" Top)	60" X 30" X 29"	32.5	190	<b>1135</b>	<b>1152</b>	<b>1169</b>	
				Center Drawer <b>C</b>	161	163	166
				Keyboard Platform <b>K</b>	191	194	197
<b>E__641R</b> (1" Top)	60" X 30" X 29"	32.5	190	<b>1135</b>	<b>1152</b>	<b>1169</b>	
				Center Drawer <b>C</b>	161	163	166
				Keyboard Platform <b>K</b>	191	194	197
<b>E2__651L</b> (1.5" Top)	66" X 30" X 29.5"	35.1	230	<b>1400</b>	<b>1421</b>	<b>1442</b>	
				Center Drawer <b>C</b>	161	163	166
				Keyboard Platform <b>K</b>	191	194	197
<b>E2__651R</b> (1.5" Top)	66" X 30" X 29.5"	35.1	230	<b>1400</b>	<b>1421</b>	<b>1442</b>	
				Center Drawer <b>C</b>	161	163	166
				Keyboard Platform <b>K</b>	191	194	197
<b>E2__641L</b> (1.5" Top)	60" X 30" X 29.5"	33.0	220	<b>1278</b>	<b>1297</b>	<b>1316</b>	
				Center Drawer <b>C</b>	161	163	166
				Keyboard Platform <b>K</b>	191	194	197
<b>E2__641R</b> (1.5" Top)	60" X 30" X 29.5"	33.0	220	<b>1278</b>	<b>1297</b>	<b>1316</b>	
				Center Drawer <b>C</b>	161	163	166
				Keyboard Platform <b>K</b>	191	194	197

<b>PULLS:</b>	BRUSHED CHROME <b>EW</b>	EBONY <b>EE</b>	BRIGHT BRASS <b>EB</b>	OVAL NICKEL <b>ED</b>
---------------	--------------------------	-----------------	------------------------	-----------------------

CONTEMPORARY LAMINATE

**Computer Desk**



- Box/Box/File left pedestal with lock
- Letter or legal filing
- Pre-installed black filing hardware
- CPU storage pedestal with door on right
- 270° opening door
- Grommet in top
- Grommets in CPU storage (bottom shelf and inside panel)


Freight Class: 125

				ZONE PRICING	1	2	3
<b>E__720CPU</b> (1" Top)	72" X 36" X 29"	Cubic Ft:44.5	Ship Weight:283	<b>Center Drawer C</b>	1613	1637	1661
				<b>Keyboard Platform K</b>	173	176	178
<b>E__700CPU</b> (1" Top)	72" X 30" X 29"	Cubic Ft:40.0	Ship Weight:260	<b>Center Drawer C</b>	1583	1607	1630
				<b>Keyboard Platform K</b>	173	176	178
<b>E__660CPU</b> (1" Top)	66" X 30" X 29"	Cubic Ft:34.5	Ship Weight:236	<b>Center Drawer C</b>	1552	1575	1599
				<b>Keyboard Platform K</b>	173	176	178
<b>E2__720CPU</b> (1.5" Top)	72" X 36" X 29.5"	Cubic Ft:45.0	Ship Weight:320	<b>Center Drawer C</b>	1765	1791	1818
				<b>Keyboard Platform K</b>	173	176	178
<b>E2__700CPU</b> (1.5" Top)	72" X 30" X 29.5"	Cubic Ft:40.0	Ship Weight:293	<b>Center Drawer C</b>	1735	1761	1787
				<b>Keyboard Platform K</b>	173	176	178
<b>E2__660CPU</b> (1.5" Top)	66" X 30" X 29.5"	Cubic Ft:35.1	Ship Weight:266	<b>Center Drawer C</b>	1705	1731	1756
				<b>Keyboard Platform K</b>	173	176	178

**PULLS:** BRUSHED CHROME **EW** | EBONY **EE** | BRIGHT BRASS **EB** | OVAL NICKEL **ED**

**CREDENZAS:**

**Computer Credenza**



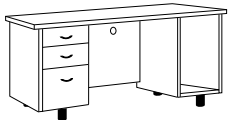
- Box/Box/File pedestals
- Letter or legal filing
- Pre-installed black filing hardware
- Grommet in modesty panel
- Individually locking pedestals

Freight Class: 125

<b>E__704</b> (1" Top)	72" X 24" X 29"	Cubic Ft:30.6	Ship Weight:228	<b>Keyboard Platform K</b>	1461	1483	1505
					198	201	204
<b>E__604</b> (1" Top)	66" X 24" X 29"	Cubic Ft:28.1	Ship Weight:215	<b>Keyboard Platform K</b>	1430	1451	1473
					198	201	204
<b>E2__704</b> (1.5" Top)	72" X 24" X 29.5"	Cubic Ft:31.2	Ship Weight:260	<b>Keyboard Platform K</b>	1583	1607	1630
					198	201	204
<b>E2__604</b> (1.5" Top)	66" X 24" X 29.5"	Cubic Ft:28.6	Ship Weight:239	<b>Keyboard Platform K</b>	1552	1575	1599
					198	201	204

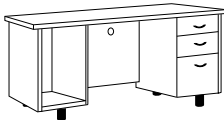
**PULLS:** BRUSHED CHROME **EW** | EBONY **EE** | BRIGHT BRASS **EB** | OVAL NICKEL **ED**

**Single Pedestal Credenza**



Left Credenza (L)

- Box/Box/File Pedestal
- Letter or legal filing
- Open storage pedestal on connecting side



Right Credenza (R)

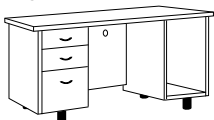
- Wire management grommets in modesty panel and open storage bottom
- Connects desk and credenza

Freight Class: 125

<b>E__725L</b> (1" Top)	72" X 24" X 29"	Cubic Ft: 30.6	Ship Weight: 200	<b>Keyboard Platform K</b>	1176	1194	1211
					191	194	197
<b>E__725R</b> (1" Top)	72" X 24" X 29"	Cubic Ft: 30.6	Ship Weight: 200	<b>Keyboard Platform K</b>	1176	1194	1211
					191	194	197
<b>E2__725L</b> (1.5" Top)	72" X 24" X 29.5"	Cubic Ft: 31.2	Ship Weight: 226	<b>Keyboard Platform K</b>	1299	1318	1338
					191	194	197
<b>E2__725R</b> (1.5" Top)	72" X 24" X 29.5"	Cubic Ft: 31.2	Ship Weight: 226	<b>Keyboard Platform K</b>	1299	1318	1338
					191	194	197

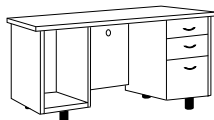
**PULLS:** BRUSHED CHROME **EW** | EBONY **EE** | BRIGHT BRASS **EB** | OVAL NICKEL **ED**

**Single Pedestal Credenza**



Left Credenza (L)

- One Box/Box/File pedestal with lock
- Letter or legal filing
- Pre-installed black filing hardware



Right Credenza (R)

- Open storage pedestal on connecting side
- Grommets in modesty panel and open storage (bottom)

Freight Class: 125

<b>E__625L</b> (1" Top)	66" X 24" X 29"	Cubic Ft: 28.1	Ship Weight: 179	<b>Keyboard Platform K</b>	1140	1157	1174
					191	194	197
<b>E__625R</b> (1" Top)	66" X 24" X 29"	Cubic Ft: 28.1	Ship Weight: 179	<b>Keyboard Platform K</b>	1140	1157	1174
					191	194	197
<b>E2__625L</b> (1.5" Top)	66" X 24" X 29.5"	Cubic Ft: 28.7	Ship Weight: 203	<b>Keyboard Platform K</b>	1261	1280	1299
					191	194	197
<b>E2__625R</b> (1.5" Top)	66" X 24" X 29.5"	Cubic Ft: 28.7	Ship Weight: 203	<b>Keyboard Platform K</b>	1261	1280	1299
					191	194	197



**PULLS:** BRUSHED CHROME **EW** | EBONY **EE** | BRIGHT BRASS **EB** | OVAL NICKEL **ED**

CONTEMPORARY LAMINATE



ZONE PRICING	1	2	3
--------------	---	---	---

## Lateral File Credenza



Left Lateral File Credenza (L)

- Two lateral file drawers
- Full extension drawers
- Single-key locking
- Letter or legal filing
- Pre-installed black filing hardware

Right Lateral File Credenza (R)



- Open storage pedestal on connecting side
- Grommets in open storage (bottom) and modesty panel

Freight Class: 125

Model	Dimensions	Cubic Ft.	Ship Weight	1	2	3
<b>E_733L</b> (1" Top)	72" X 24" X 29"	30.6	232	<b>1236</b>	<b>1255</b>	<b>1273</b>
<b>E_733R</b> (1" Top)	72" X 24" X 29"	30.6	232	<b>1236</b>	<b>1255</b>	<b>1273</b>
<b>E2_733L</b> (1.5" Top)	72" X 24" X 29.5"	31.2	258	<b>1359</b>	<b>1379</b>	<b>1400</b>
<b>E2_733R</b> (1.5" Top)	72" X 24" X 29.5"	31.2	258	<b>1359</b>	<b>1379</b>	<b>1400</b>

<b>PULLS:</b>	BRUSHED CHROME <b>EW</b>	EBONY <b>EE</b>	BRIGHT BRASS <b>EB</b>	OVAL NICKEL <b>ED</b>
---------------	--------------------------	-----------------	------------------------	-----------------------

## Lateral File Credenza



Left Lateral File Credenza (L)

- Two lateral file drawers
- Full extension drawers
- Single-key locking
- Letter or legal filing
- Pre-installed black filing hardware

Right Lateral File Credenza (R)

- Open storage pedestal on connecting side
- Grommets in open storage (bottom) and modesty panel

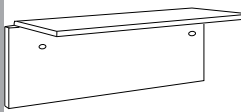
Freight Class: 125

Model	Dimensions	Cubic Ft.	Ship Weight	1	2	3
<b>E_633L</b> (1" Top)	66" X 24" X 29"	28.1	219	<b>1176</b>	<b>1194</b>	<b>1211</b>
<b>E_633R</b> (1" Top)	66" X 24" X 29"	28.1	219	<b>1176</b>	<b>1194</b>	<b>1211</b>
<b>E2_633L</b> (1.5" Top)	66" X 24" X 29.5"	28.7	243	<b>1299</b>	<b>1318</b>	<b>1338</b>
<b>E2_633R</b> (1.5" Top)	66" X 24" X 29.5"	28.7	243	<b>1299</b>	<b>1318</b>	<b>1338</b>

<b>PULLS:</b>	BRUSHED CHROME <b>EW</b>	EBONY <b>EE</b>	BRIGHT BRASS <b>EB</b>	OVAL NICKEL <b>ED</b>
---------------	--------------------------	-----------------	------------------------	-----------------------

## RETURNS & BRIDGES:

### Desk Height Bridge



- Two wire management grommets in modesty panel
- Requires assembly of top to modesty panel
- Connects desk and credenza

Freight Class: 100

Model	Dimensions	Cubic Ft.	Ship Weight	1	2	3
<b>E_485</b> (1" Top)	48" X 24" X 29"	4.0	62	<b>389</b>	<b>395</b>	<b>401</b>
<b>E_484</b> (1" Top)	48" X 24" X 29"	4.0	54	<b>371</b>	<b>377</b>	<b>382</b>
<b>E2_485</b> (1.5" Top)	48" X 24" X 29.5"	4.6	80	<b>481</b>	<b>488</b>	<b>495</b>
<b>E2_484</b> (1.5" Top)	48" X 24" X 29.5"	4.6	69	<b>456</b>	<b>463</b>	<b>470</b>

### Desk Height Return



Left Return (L)

- Box/Box/File pedestal
- Letter or legal filing
- Pre-installed black filing hardware

Right Return (R)


- Single-key locking
- One wire management grommet in modesty panel

Freight Class: 125

Model	Dimensions	Cubic Ft.	Ship Weight	1	2	3
<b>E_722L</b> (1" Top)	48" X 24" X 29"	20.7	160	<b>960</b>	<b>974</b>	<b>989</b>
			<b>Keyboard Platform K</b>	191	194	197
<b>E_722R</b> (1" Top)	48" X 24" X 29"	20.7	160	<b>960</b>	<b>974</b>	<b>989</b>
			<b>Keyboard Platform K</b>	191	194	197
<b>E2_722L</b> (1.5" Top)	48" X 24" X 29.5"	21.0	178	<b>1052</b>	<b>1068</b>	<b>1084</b>
			<b>Keyboard Platform K</b>	191	194	197
<b>E2_722R</b> (1.5" Top)	48" X 24" X 29.5"	21.0	178	<b>1052</b>	<b>1068</b>	<b>1084</b>
			<b>Keyboard Platform K</b>	191	194	197

<b>PULLS:</b>	BRUSHED CHROME <b>EW</b>	EBONY <b>EE</b>	BRIGHT BRASS <b>EB</b>	OVAL NICKEL <b>ED</b>
---------------	--------------------------	-----------------	------------------------	-----------------------

### Desk Height Return



Left Return (L)

- Box/Box/File pedestal
- Letter or legal filing
- Pre-installed black filing hardware

Right Return (R)

- Side locking
- One wire management grommet in modesty panel

Freight Class: 125


Model	Dimensions	Cubic Ft.	Ship Weight	1	2	3
<b>E_622L</b> (1" Top)	42" X 24" X 29"	18.2	143	<b>930</b>	<b>944</b>	<b>958</b>
			<b>Keyboard Platform K</b>	191	194	197
<b>E_622R</b> (1" Top)	42" X 24" X 29"	18.2	143	<b>930</b>	<b>944</b>	<b>958</b>
			<b>Keyboard Platform K</b>	191	194	197
<b>E2_622L</b> (1.5" Top)	42" X 24" X 29.5"	18.5	159	<b>1022</b>	<b>1037</b>	<b>1053</b>
			<b>Keyboard Platform K</b>	191	194	197
<b>E2_622R</b> (1.5" Top)	42" X 24" X 29.5"	18.5	159	<b>1022</b>	<b>1037</b>	<b>1053</b>
			<b>Keyboard Platform K</b>	191	194	197

<b>PULLS:</b>	BRUSHED CHROME <b>EW</b>	EBONY <b>EE</b>	BRIGHT BRASS <b>EB</b>	OVAL NICKEL <b>ED</b>
---------------	--------------------------	-----------------	------------------------	-----------------------

CONTEMPORARY LAMINATE



**Desk Height Return**



- Left Return (L)
- Box/Box/File pedestal
  - Letter or legal filing
  - Pre-installed black filing hardware



- Right Return (R)
- Side locking
  - One wire management grommet in modesty panel

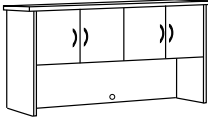
Freight Class: 125

				PRICING	1	2	3
<b>E_452L</b> (1" Top)	36" X 24" X 29"	Cubic Ft: 18.2	Ship Weight: 126		<b>900</b>	<b>914</b>	<b>927</b>
<b>E_452R</b> (1" Top)	36" X 24" X 29"	Cubic Ft: 18.2	Ship Weight: 126		<b>900</b>	<b>914</b>	<b>927</b>
<b>E2_452L</b> (1.5" Top)	36" X 24" X 29.5"	Cubic Ft: 18.5	Ship Weight: 139		<b>991</b>	<b>1006</b>	<b>1021</b>
<b>E2_452R zz</b> (1.5" Top)	36" X 24" X 29.5"	Cubic Ft: 18.5	Ship Weight: 139		<b>991</b>	<b>1006</b>	<b>1021</b>

**PULLS:** BRUSHED CHROME **EW** | EBONY **EE** | BRIGHT BRASS **EB** | OVAL NICKEL **ED**

**FILING & STORAGE:**

**Overhead Storage with Doors**



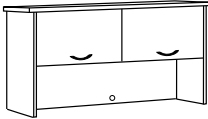
- Two storage compartments
- Four doors
- 21" monitor clearance under cabinet
- Grommet in back panel

Freight Class: 125

<b>E_737</b> (1" Top)	72" X 16" X 36.5"	Cubic Ft:33.6	Ship Weight:180		<b>1163</b>	<b>1180</b>	<b>1198</b>
				<b>Task Light T</b>	\$121.00	\$123.00	\$125.00
<b>E_677</b> (1" Top)	66" X 16" X 36.5"	Cubic Ft:28.3	Ship Weight:198		<b>922</b>	<b>936</b>	<b>950</b>
				<b>Task Light T</b>	\$121.00	\$123.00	\$125.00
<b>E2_737</b> (1.5" Top)	72" X 16" X 37"	Cubic Ft:33.6	Ship Weight:199		<b>1334</b>	<b>1354</b>	<b>1374</b>
				<b>Task Light T</b>	\$121.00	\$123.00	\$125.00

**PULLS:** BRUSHED CHROME **EW** | EBONY **EE** | BRIGHT BRASS **EB** | OVAL NICKEL **ED** | **LOCKS** | \$150.00 **Y**

**Overhead Storage with FlipUp Doors**



- Two storage compartments
- Two FlipUp doors
- 19" monitor clearance under cabinet
- Grommet in back panel

Freight Class: 125

<b>E_737F</b> (1" Top)	72" X 16" X 36.5"	Cubic Ft:33.6	Ship Weight:190		<b>1163</b>	<b>1180</b>	<b>1198</b>
				<b>Task Light T</b>	\$121.00	\$123.00	\$125.00
<b>E2_737F</b> (1.5" Top)	72" X 16" X 37"	Cubic Ft:33.6	Ship Weight:208		<b>1334</b>	<b>1354</b>	<b>1374</b>
				<b>Task Light T</b>	\$121.00	\$123.00	\$125.00

**PULLS:** BRUSHED CHROME **EW** | EBONY **EE** | BRIGHT BRASS **EB** | OVAL NICKEL **ED** | **LOCKS** | \$150.00 **Y**

**Two-Drawer Lateral File**



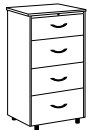
- Two lateral file drawers, legal or letter filing
- Full extension drawers
- Pre-installed black filing hardware
- Side locking
- Anti-tilt counterweight standard

Freight Class: 125

<b>E_346</b> (1" Top)	38.75" X 24" X 29"	Cubic Ft:16.8	Ship Weight:165		<b>955</b>	<b>969</b>	<b>984</b>
<b>E2_346</b> (1.5" Top)	38.75" X 24" X 29.5"	Cubic Ft:17.3	Ship Weight:179		<b>1045</b>	<b>1061</b>	<b>1076</b>

**PULLS:** BRUSHED CHROME **EW** | EBONY **EE** | BRIGHT BRASS **EB** | OVAL NICKEL **ED**

**Four-Drawer Lateral File**



- Four lateral file drawers, legal or letter filing
- Pre-installed black filing hardware
- Full extension drawers
- Front-locking
- Anti-tilt counterweight standard

Freight Class: 125

<b>E_426</b> (1" Top)	30.75" X 24" X 60.25"	Cubic Ft:27.9	Ship Weight:312		<b>2035</b>	<b>2066</b>	<b>2096</b>
<b>E2_426</b> (1.5" Top)	30.75" X 24" X 60.75"	Cubic Ft:27.9	Ship Weight:312		<b>2145</b>	<b>2177</b>	<b>2209</b>

**PULLS:** BRUSHED CHROME **EW** | EBONY **EE** | BRIGHT BRASS **EB** | OVAL NICKEL **ED**

**Two-Drawer Vertical File**



- Two file drawers, legal or letter filing
- Full extension drawers
- Side locking
- Pre-installed black filing hardware
- Anti-tilt mechanism prevents more than one drawer opening at one time

Freight Class: 125

<b>E_2DF</b>	16" X 24" X 29"	Cubic Ft:11.0	Ship Weight:100		<b>798</b>	<b>810</b>	<b>822</b>
<b>E2_2DF</b>	16" X 24" X 29.5"	Cubic Ft:11.0	Ship Weight:110		<b>839</b>	<b>852</b>	<b>864</b>

**PULLS:** BRUSHED CHROME **EW** | EBONY **EE** | BRIGHT BRASS **EB** | OVAL NICKEL **ED**

**Four-Drawer Vertical File**



- Four file drawers, legal or letter filing
- Full extension drawers
- Central locking (lock on front)
- Pre-installed black filing hardware
- Anti-tilt mechanism prevents more than one drawer opening at one time

Freight Class: 125

<b>E_4DF</b> (1" Top)	16" X 24" X 56.75"	Cubic Ft:14.3	Ship Weight:160		<b>1564</b>	<b>1587</b>	<b>1611</b>
<b>E2_4DF</b> (1.5" Top)	16" X 24" X 57.25"	Cubic Ft:14.5	Ship Weight:165		<b>1654</b>	<b>1679</b>	<b>1704</b>

**PULLS:** BRUSHED CHROME **EW** | EBONY **EE** | BRIGHT BRASS **EB** | OVAL NICKEL **ED**

CONTEMPORARY LAMINATE



## CHARACTERISTICS

Atlas modular casegoods offer extensive choice for design flexibility, adapting to various building layouts, business structures and personal work requirements. The details below will help you understand the key components of Atlas.

## FINISH OPTIONS

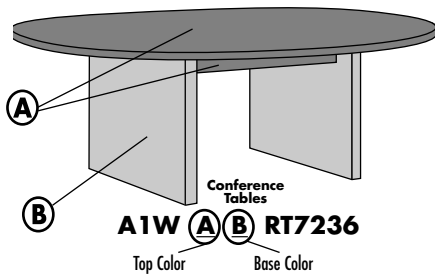
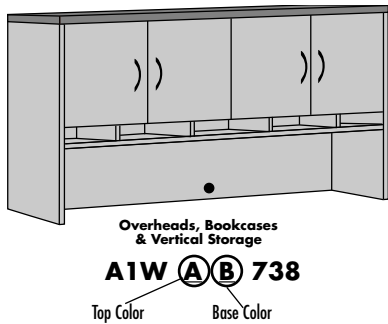
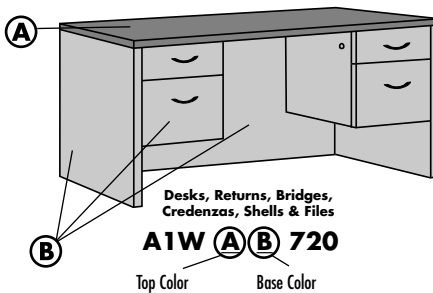
— ALL COLORS ARE THE SAME PRICE —

### Top/Base Colors

AP Aspen                      M Mahogany  
FM Natural Maple        WC Windsor Cherry

### Base-Only Colors

GP Graphite                PW Pearwood  
G Grey                        E Black  
X Espresso                CC Classic Cherry  
O Medium Oak



## PEDESTALS & FILE CABINETS

All cases are ¾"-thick core with thermally fused laminate on both sides and full 3 millimeter PVC AdvantEdge banding. Full modesty panels. Full or ¾ height pedestals. Units fully assembled with dowels, glue, metal brackets and screws.

### Pedestal Option

All units with pedestals available with full-to-floor or ¾ height pedestals.

## PULL OPTIONS

Choose curvilinear pulls in brushed chrome, ebony or bright brass or oval nickel drawer/door pulls all constructed of solid metal. When ordering, use the corresponding pull designator at the beginning of the model number.

A1W Brushed Chrome    A1B Bright Brass  
A1E Ebony                A1D Oval Nickel

## TOPS

All tops are 1½" thick with thermally fused laminate surface, proper backing and 3 millimeter PVC AdvantEdge banding as required. Tops have reeded edge on front and back of all units except bridges and returns which have reed edges on working side only. All bridge and return tops feature common grain direction with connecting units.

## PANELS

End panels are 1" thick core with thermally fused laminate on both sides and full 3 millimeter PVC AdvantEdge banding as required. Full modesty panels are ¾" thick core with thermally fused laminate on both sides and full 3 millimeter PVC AdvantEdge banding as required. Heavy-duty adjustable nylon leveling glides with bottom steel plate.

## DRAWERS

All drawer fronts are constructed of ¾"-thick core with thermally fused laminate on both sides and full 3 millimeter PVC AdvantEdge banding as required. Drawer sides are ½" thick vinyl wrap with oak grain pattern. Drawer bottoms are ⅛" thick hardboard with oak grain pattern.

- All drawers suspended on smooth-action steel, ball-bearing slides
- File and lateral file drawers mounted on heavy-duty, ball-bearing, full-extension slides
- All file and lateral file drawers constructed for suspended filing with 25 lb maximum weight for bottom-loading
- Drawers constructed with 5 sides for extra strength and durability. Drawer front is the fifth side and is removable for field-repair or hardware additions

## FILING

All file drawers include pre-installed, black filing hardware, easily reconfigured by user to adapt to specific requirements.

- Black filing hardware includes pre-installed rails with easy-adjust crossbar
- All file drawers accommodate letter-size filing front-to-back and letter- or legal-size filing side-to-side
- All lateral file drawers accommodate letter- or legal-size filing side-to-side and letter- or legal-size filing front-to-back

## WIRE MANAGEMENT

See features for number of grommets and location. Additional grommets can be added for extended wire management capability at \$106 list per grommet. Includes factory cut and installed grommet and black sleeve. Call for special quote. Specify location and quote number with order.

## LOCKS

- Desk/credenza pedestals feature single-key side locking, keyed alike
- Two drawer lateral file features single-key front locking and counter weight
- Four-drawer lateral file features central locking and anti-tilt mechanism
- Two and four-drawer lateral files keyed alike
- All other locks are keyed identical unless otherwise specified
- "Key Different" option is \$21 list upcharge per lock. Locks/cores packaged to customer requirements
- Additional lead time for "Key Different"
- For optional locking on overhead storage units add Y to the end of the model number and add \$150 to the list price of units with four doors or \$75 for units with two adjoining doors

## ACCESSORIES *Factory Installed*

Certain accessories can be ordered installed prior to shipment. Add letter designator (C or K) at end of the desk or credenza model number:

- C Center Drawer  
*Example: E2WWC720C*
- K Keyboard Platform  
*Example: EWWC704K*
- T Task Light  
*Example: EWWC737T*

## QUICKSHIP

Quick Ship is not available on any items ordered with options

## PACKING

All units are properly packed in heavy-duty cartons, protected with extra-thick corner pads, and foam-wrapped for additional security. All packaging conforms to or exceeds specifications as outlined in the Uniform Freight Classification.

All desks, credenzas, files and overhead storage units are shipped set up. Modular L, U, and reception stations are shipped in multiple cartons and require field connection.

## PALLETIZATION

See page 3.

## CARE AND CLEANING INSTRUCTIONS

**Normal cleaning:** Clean using a soft cloth and a good window cleaner which contains no ammonia, followed by wiping dry using a dry soft cloth.

Specifications subject to change without notice.

ZONE  
PRICING

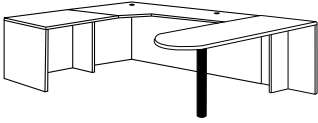
**1**

**2**

**3**

**CONFIGURATIONS:**

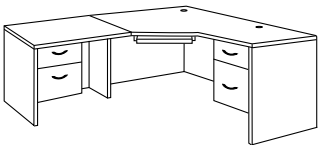
**U Unit with Peninsula Desk & Maximum Kneespace**



72" X 108"

DESCRIPTION	MODEL NUMBER	QT	FT. CLASS	CUBIC FT.	SHIP WEIGHT			
<i>Peninsula Desk</i>	A1_799 72" X 36" X 29.5"	1	250	51.6	187	886	899	913
<i>Left Extended Corner Return</i>	A1_450L 72" X 36" X 29.5"	1	125	52.4	218	1041	1057	1072
<i>Rectangular Shell-Full Left Leg</i>	A1_RS2436L 36" X 24" X 29.5"	1	125	19.1	118	536	544	552
<b>TOTAL:</b>				123.10	523	<b>2463</b>	<b>2500</b>	<b>2537</b>

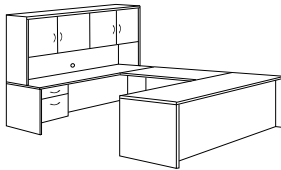
**L Unit with Computer Corner Desk**



72" x 72"

DESCRIPTION	MODEL NUMBER	QT	FT. CLASS	CUBIC FT.	SHIP WEIGHT			
<i>Left Pedestal Compact Return</i>	A1_452L 36" X 24" X 29.5"	1	125	21.8	145	874	887	900
<i>Right Pedestal Computer Corner Desk</i>	A1_451R 72" X 36" X 29.5"	1	125	52.4	289	1744	1770	1796
<b>TOTAL:</b>				74.20	434	<b>2618</b>	<b>2657</b>	<b>2696</b>

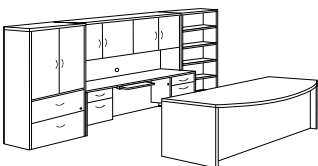
**Executive U Unit**



72" x 108" x 66-1/2"

DESCRIPTION	MODEL NUMBER	QT	FT. CLASS	CUBIC FT.	SHIP WEIGHT			
<i>Right Pedestal Desk</i>	A1_721R 72" X 36" X 29.5"	1	125	52.4	277	1298	1317	1337
<i>Left Pedestal Credenza</i>	A1_725L 72" X 24" X 29.5"	1	125	36.3	202	1165	1182	1200
<i>Bridge</i>	A1_485 48" X 24" X 29.5"	1	100	4.6	78	456	463	470
<i>Overhead Storage Unit with Doors</i>	A1_737 72" X 16" X 37"	1	125	33.6	233	1258	1277	1296
<i>Task Light</i>	TL2P 19.5" X 3.25" X 1.25"	1	200	1.0	3	121	123	125
<b>TOTAL:</b>				127.90	793	<b>4298</b>	<b>4362</b>	<b>4428</b>

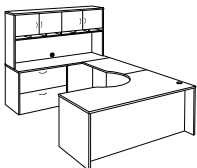
**Executive Office With Extra Storage**



144" x 108" x 66-1/2"

DESCRIPTION	MODEL NUMBER	QT	FT. CLASS	CUBIC FT.	SHIP WEIGHT			
<i>Double Pedestal Desk with Bow Front</i>	A1_720B 72" X 36" X 29.5"	1	125	52.4	307	1600	1624	1648
<i>Computer Credenza</i>	A1_744 72" X 24" X 29.5"	1	125	36.3	293	1357	1377	1398
<i>Overhead Storage Unit with Doors</i>	A1_737 72" X 16" X 37"	1	125	33.6	233	1258	1277	1296
<i>Storage Cabinet with Lateral File</i>	A1_65STOR 36" X 24" X 66.5"	1	125	43.1	309	1868	1896	1924
<i>Five Shelf Bookcase</i>	A1_65 36" X 16" X 66.5"	1	125	28.9	212	870	883	896
<b>TOTAL:</b>				194.30	1354	<b>6953</b>	<b>7057</b>	<b>7162</b>

**Executive U Unit with Curved Corner Desk**



72" x 108" x 66-1/2"

DESCRIPTION	MODEL NUMBER	QT	FT. CLASS	CUBIC FT.	SHIP WEIGHT			
<i>Left Lateral File Credenza</i>	A1_733L 72" X 24" X 29.5"	1	125	36.3	261	1501	1524	1546
<i>Right Pedestal Curved Corner Desk</i>	A1_462R 72" X 42" X 29.5"	1	125	60.5	331	1769	1796	1822
<i>Asymmetrical Bridge</i>	A1_495L 42" X 24" X 29.5"	1	125	4.6	67	558	566	575
<i>Overhead Storage Unit with Doors and Paper Storage Shelves</i>	A1_738 72" X 16" X 37"	1	125	33.6	252	1583	1607	1630
<b>TOTAL:</b>				135.00	911	<b>5411</b>	<b>5493</b>	<b>5573</b>

CONTEMPORARY LAMINATE



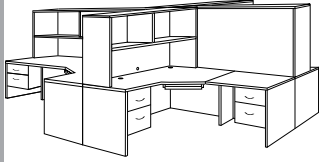
ZONE  
PRICING

1

2

3

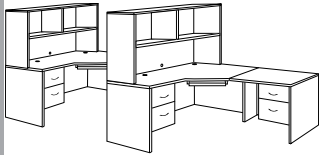
### Cluster Work Station (4 People)



144" X 144" X 66.5"

DESCRIPTION	MODEL NUMBER	QT	FT. CLASS	CUBIC FT.	SHIP WEIGHT			
<i>Right Pedestal Compact Return</i>	A1_ _452R 36" X 24" X 29.5"	4	125	88	580	3496	3548	3600
<i>Left Pedestal Computer Corner Desk</i>	A1_ _451L 72" X 36" X 29.5"	4	125	208	1156	6976	7080	7184
<i>Open Overhead Storage Unit</i>	A1_717 72" X 16" X 37"	4	125	136	772	4028	4088	4148
<b>TOTAL:</b>						<b>431.20</b>	<b>2508</b>	<b>14500 14716 14932</b>

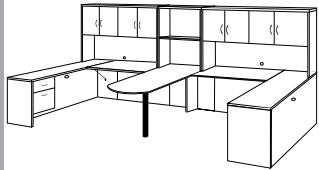
### MultiStation with Privacy (2 People)



144" X 72" X 66.5"

DESCRIPTION	MODEL NUMBER	QT	FT. CLASS	CUBIC FT.	SHIP WEIGHT			
<i>Right Pedestal Compact Return</i>	A1_ _452R 36" X 24" X 29.5"	2	125	44	290	1748	1774	1800
<i>Left Pedestal Computer Corner Desk</i>	A1_ _451L 72" X 36" X 29.5"	2	125	104	578	3488	3540	3592
<i>Open Overhead Storage Unit</i>	A1_717 72" X 16" X 37"	2	125	64	386	2014	2044	2074
<b>TOTAL:</b>						<b>215.60</b>	<b>1254</b>	<b>7250 7358 7466</b>

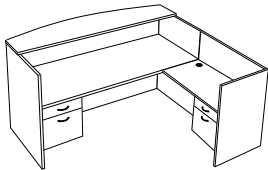
### Double Workstation (2 People)



180" X 72" X 66.5"

DESCRIPTION	MODEL NUMBER	QT	FT. CLASS	CUBIC FT.	SHIP WEIGHT			
<i>Left Pedestal Credenza</i>	A1_ _725L 72" X 24" X 29.5"	1	125	36.3	202	1165	1182	1200
<i>Right Pedestal Credenza</i>	A1_ _725R 72" X 24" X 29.5"	1	125	36.3	202	1165	1182	1200
<i>Bridge</i>	A1_485 48" X 24" X 29.5"	2	100	10	156	912	926	940
<i>Peninsula Desk</i>	A1_799 72" X 36" X 29.5"	1	250	51.6	187	886	899	913
<i>Overhead Storage Unit with Doors</i>	A1_ _737 72" X 16" X 37"	2	125	33.6	233	1258	1277	1296
<i>Open Overhead Storage</i>	A1_317 36" X 16" X 37"	1	125	15.3	111	516	524	531
<b>TOTAL:</b>						<b>215.90</b>	<b>1324</b>	<b>7160 7267 7376</b>

### Reception Station

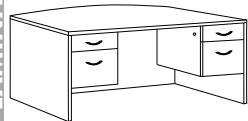


72" x 78" x 42-1/2"

DESCRIPTION	MODEL NUMBER	QT	FT. CLASS	CUBIC FT.	SHIP WEIGHT			
<i>Left Pedestal Reception Desk</i>	A1_ _7230L 72" X 36" X 42.5"	1	125	64.4	373	1675	1700	1725
<i>Right Pedestal Reception Return</i>	A1_ _2442R 42" X 24" X 41"	1	125	32.9	205	1112	1129	1145
<b>TOTAL:</b>						<b>97.30</b>	<b>578</b>	<b>2787 2829 2870</b>

### DESKS:

#### Double Pedestal Bow Front Desk



- Bow front top
- Box/File pedestals
- Pre-installed, black filing hardware
- Legal or letter filing
- Individually locking pedestals

Freight Class: 125

A1_ _720B	QS	72" X 36" X 29.5"	Cubic Ft:52.4	Ship Weight:307	<b>1600</b>	<b>1624</b>	<b>1648</b>
-----------	----	-------------------	---------------	-----------------	-------------	-------------	-------------

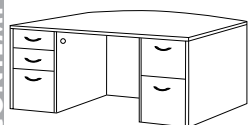
Center Drawer C	173	176	178
Keyboard Platform K	198	201	204

QS FINISHES FMGP WC

PULLS: BRUSHED CHROME A1W EBONY A1E BRIGHT BRASS A1B OVAL NICKEL A1D

QS PULLS W

#### Double Full Pedestal Bow Front Desk



- Same description as above except:
- File/File left pedestal
- Box/Box/File right pedestal

Freight Class: 125

A1_ _720BF2BF		72" X 36" X 29.5"	Cubic Ft:52.4	Ship Weight:350	<b>2133</b>	<b>2165</b>	<b>2197</b>
---------------	--	-------------------	---------------	-----------------	-------------	-------------	-------------

Center Drawer C	173	176	178
Keyboard Platform K	198	201	204

PULLS: BRUSHED CHROME A1W EBONY A1E BRIGHT BRASS A1B OVAL NICKEL A1D

TOP/BASE FINISHES


ASPEN **AP** | NATURAL MAPLE **FM** | WINDSOR CHERRY **WC** | MAHOGANY **M** |

BASE ONLY FINISHES

GRAPHITE **GP** | GREY **G** | ESPRESSO **X** | MEDIUM OAK **O** | PEARWOOD **PW** | BLACK **E** | CLASSIC CHERRY **CC** |

SIN 711-2 **ATLAS**

Double Pedestal Desk

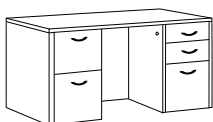


- Box/File pedestals
- Pre-installed, black filing hardware
- Legal or letter filing
- Individually side locking pedestals

Freight Class: 125

				ZONE PRICING	1	2	3
<b>A1__720</b>	72" X 36" X 29.5"	Cubic Ft:52.4	Ship Weight:316	<b>Center Drawer C</b>	1450	1472	1494
				<b>Keyboard Platform K</b>	173	176	178
<b>A1__700</b>	72" X 30" X 29.5"	Cubic Ft:45.1	Ship Weight:284	<b>Center Drawer C</b>	1358	1378	1399
				<b>Keyboard Platform K</b>	173	176	178
<b>A1__660</b>	66" X 30" X 29.5"	Cubic Ft:41.0	Ship Weight:270	<b>Center Drawer C</b>	1391	1412	1433
				<b>Keyboard Platform K</b>	173	176	178
<b>A1__600</b>	60" X 30" X 29.5"	Cubic Ft:37.2	Ship Weight:254	<b>Center Drawer C</b>	1288	1307	1327
				<b>Keyboard Platform K</b>	161	163	166
<b>PULLS:</b> BRUSHED CHROME <b>A1W</b> EBONY <b>A1E</b> BRIGHT BRASS <b>A1B</b> OVAL NICKEL <b>A1D</b>							

Double Full Pedestal Desk

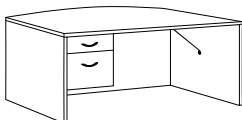


- File/File left pedestal
- Box/Box/File right pedestal
- Pre-installed, black filing hardware
- Legal or letter filing
- Individually side locking pedestals

Freight Class: 125

<b>A1__720F2BF</b>	72" X 36" X 29.5"	Cubic Ft:52.4	Ship Weight:357	<b>Center Drawer C</b>	1874	1902	1930
				<b>Keyboard Platform K</b>	173	176	178
<b>A1__700F2BF</b>	72" X 30" X 29.5"	Cubic Ft:45.1	Ship Weight:320	<b>Center Drawer C</b>	1765	1791	1818
				<b>Keyboard Platform K</b>	173	176	178
<b>A1__660F2BF</b>	66" X 30" X 29.5"	Cubic Ft:41.0	Ship Weight:320	<b>Center Drawer C</b>	1742	1768	1794
				<b>Keyboard Platform K</b>	173	176	178
<b>A1__600F2BF</b>	60" X 30" X 29.5"	Cubic Ft:37.2	Ship Weight:303	<b>Center Drawer C</b>	1718	1744	1770
				<b>Keyboard Platform K</b>	161	163	166
<b>PULLS:</b> BRUSHED CHROME <b>A1W</b> EBONY <b>A1E</b> BRIGHT BRASS <b>A1B</b> OVAL NICKEL <b>A1D</b>							

Left Pedestal Bow Front Desk

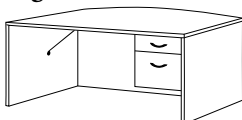


- Bow front top
- Box/File left pedestal
- Pre-installed, black filing hardware
- Legal or letter filing
- Side locking pedestal

Freight Class: 125

<b>A1__721LB</b>	72" X 36" X 29.5"	Cubic Ft:52.4	Ship Weight:270	<b>Center Drawer C</b>	1435	1457	1478
				<b>Keyboard Platform K</b>	161	163	166
<b>PULLS:</b> BRUSHED CHROME <b>A1W</b> EBONY <b>A1E</b> BRIGHT BRASS <b>A1B</b> OVAL NICKEL <b>A1D</b>				<b>QS FINISHES</b> <b>FMGP</b> <b>WC</b>	<b>QS PULLS</b>	<b>W</b>	

Right Pedestal Bow Front Desk

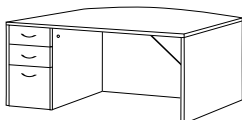


- Same description as above except:
- Box/File right pedestal

Freight Class: 125

<b>A1__721RB</b>	72" X 36" X 29.5"	Cubic Ft:52.4	Ship Weight:270	<b>Center Drawer C</b>	1435	1457	1478
				<b>Keyboard Platform K</b>	161	163	166
<b>PULLS:</b> BRUSHED CHROME <b>A1W</b> EBONY <b>A1E</b> BRIGHT BRASS <b>A1B</b> OVAL NICKEL <b>A1D</b>				<b>QS FINISHES</b> <b>FMGP</b> <b>WC</b>	<b>QS PULLS</b>	<b>W</b>	

Left Full Pedestal Bow Front Desk

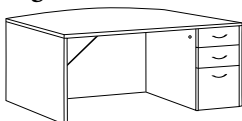


- Bow front top
- Box/Box/File left pedestal
- Pre-installed, black filing hardware
- Legal or letter filing
- Side locking pedestal

Freight Class: 125

<b>A1__721LB2BF</b>	72" X 36" X 29.5"	Cubic Ft:52.4	Ship Weight:295	<b>Center Drawer C</b>	1715	1741	1766
				<b>Keyboard Platform K</b>	161	163	166
<b>PULLS:</b> BRUSHED CHROME <b>A1W</b> EBONY <b>A1E</b> BRIGHT BRASS <b>A1B</b> OVAL NICKEL <b>A1D</b>							

Right Full Pedestal Bow Front Desk



- Bow front top
- Box/Box/File right pedestal
- Pre-installed, black filing hardware
- Legal or letter filing
- Side locking pedestal

Freight Class: 125

<b>A1__721RB2BF</b>	72" X 36" X 29.5"	Cubic Ft:52.4	Ship Weight:295	<b>Center Drawer C</b>	1715	1741	1766
				<b>Keyboard Platform K</b>	161	163	166
<b>PULLS:</b> BRUSHED CHROME <b>A1W</b> EBONY <b>A1E</b> BRIGHT BRASS <b>A1B</b> OVAL NICKEL <b>A1D</b>							

CONTEMPORARY LAMINATE



ZONE  
PRICING

1

2

3

## Left Pedestal Desk




- Box/File left pedestal
- Pre-installed, black filing hardware
- Legal or letter filing
- Side locking pedestal

Freight Class: 125

<b>A1__721L</b>	72" X 36" X 29.5"	Cubic Ft:52.4	Ship Weight:277		<b>1298</b>	<b>1317</b>	<b>1337</b>
				Center Drawer <b>C</b>	161	163	166
				Keyboard Platform <b>K</b>	191	194	197
<b>A1__700L</b>	72" X 30" X 29.5"	Cubic Ft:45.1	Ship Weight:250		<b>1177</b>	<b>1195</b>	<b>1212</b>
				Center Drawer <b>C</b>	161	163	166
				Keyboard Platform <b>K</b>	191	194	197
<b>A1__651L</b>	66" X 30" X 29.5"	Cubic Ft:41.0	Ship Weight:239		<b>1148</b>	<b>1165</b>	<b>1182</b>
				Center Drawer <b>C</b>	161	163	166
				Keyboard Platform <b>K</b>	191	194	197
<b>A1__641L</b>	60" X 30" X 29.5"	Cubic Ft:37.2	Ship Weight:218		<b>1120</b>	<b>1137</b>	<b>1154</b>
<b>A1__431L</b>	48" X 30" X 29.5"	Cubic Ft:31.0	Ship Weight:194		<b>1024</b>	<b>1039</b>	<b>1055</b>
				Center Drawer <b>C</b>	161	163	166
				Keyboard Platform <b>K</b>	191	194	197

**PULLS:** BRUSHED CHROME **A1W** EBONY **A1E** BRIGHT BRASS **A1B** OVAL NICKEL **A1D**

## Right Pedestal Desk



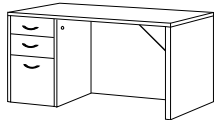
- Same description as above except:
- Box/File right pedestal

Freight Class: 125

<b>A1__721R</b>	72" X 36" X 29.5"	Cubic Ft:52.4	Ship Weight:277		<b>1298</b>	<b>1317</b>	<b>1337</b>
				Center Drawer <b>C</b>	161	163	166
				Keyboard Platform <b>K</b>	191	194	197
<b>A1__700R</b>	72" X 30" X 29.5"	Cubic Ft:45.1	Ship Weight:250		<b>1177</b>	<b>1195</b>	<b>1212</b>
				Center Drawer <b>C</b>	161	163	166
				Keyboard Platform <b>K</b>	191	194	197
<b>A1__651R</b>	66" X 30" X 29.5"	Cubic Ft:41.0	Ship Weight:239		<b>1148</b>	<b>1165</b>	<b>1182</b>
				Center Drawer <b>C</b>	161	163	166
				Keyboard Platform <b>K</b>	191	194	197
<b>A1__641R</b>	60" X 30" X 29.5"	Cubic Ft:37.2	Ship Weight:218		<b>1120</b>	<b>1137</b>	<b>1154</b>
<b>A1__431R</b>	48" X 30" X 29.5"	Cubic Ft:31.0	Ship Weight:194		<b>1024</b>	<b>1039</b>	<b>1055</b>
				Center Drawer <b>C</b>	161	163	166
				Keyboard Platform <b>K</b>	191	194	197

**PULLS:** BRUSHED CHROME **A1W** EBONY **A1E** BRIGHT BRASS **A1B** OVAL NICKEL **A1D**

## Left Full Pedestal Desk



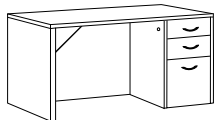
- Box/Box/File left pedestal
- Pre-installed, black filing hardware
- Legal or letter filing
- Side locking pedestal

Freight Class: 125

<b>A1__721L2BF</b>	72" X 36" X 29.5"	Cubic Ft:52.4	Ship Weight:302		<b>1462</b>	<b>1484</b>	<b>1506</b>
				Center Drawer <b>C</b>	161	163	166
				Keyboard Platform <b>K</b>	191	194	197
<b>A1__700L2BF</b>	72" X 30" X 29.5"	Cubic Ft:45.1	Ship Weight:270		<b>1421</b>	<b>1442</b>	<b>1464</b>
				Center Drawer <b>C</b>	161	163	166
				Keyboard Platform <b>K</b>	191	194	197
<b>A1__651L2BF</b>	66" X 30" X 29.5"	Cubic Ft:41.0	Ship Weight:264		<b>1373</b>	<b>1394</b>	<b>1414</b>
				Center Drawer <b>C</b>	161	163	166
				Keyboard Platform <b>K</b>	191	194	197
<b>A1__641L2BF</b>	60" X 30" X 29.5"	Cubic Ft:37.2	Ship Weight:243		<b>1197</b>	<b>1215</b>	<b>1233</b>
<b>A1__431L2BF</b>	48" X 30" X 29.5"	Cubic Ft:31.0	Ship Weight:219		<b>1088</b>	<b>1104</b>	<b>1121</b>
				Center Drawer <b>C</b>	161	163	166
				Keyboard Platform <b>K</b>	191	194	197

**PULLS:** BRUSHED CHROME **A1W** EBONY **A1E** BRIGHT BRASS **A1B** OVAL NICKEL **A1D**

## Right Full Pedestal Desk



- Same description as above except:
- Box/Box/File right pedestal

Freight Class: 125

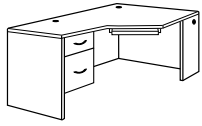
<b>A1__721R2BF</b>	72" X 36" X 29.5"	Cubic Ft:52.4	Ship Weight:302		<b>1462</b>	<b>1484</b>	<b>1506</b>
				Center Drawer <b>C</b>	161	163	166
				Keyboard Platform <b>K</b>	191	194	197
<b>A1__700R2BF</b>	72" X 30" X 29.5"	Cubic Ft:45.1	Ship Weight:270		<b>1421</b>	<b>1442</b>	<b>1464</b>
				Center Drawer <b>C</b>	161	163	166
				Keyboard Platform <b>K</b>	191	194	197
<b>A1__651R2BF</b>	66" X 30" X 29.5"	Cubic Ft:41.0	Ship Weight:264		<b>1373</b>	<b>1394</b>	<b>1414</b>
				Center Drawer <b>C</b>	161	163	166
				Keyboard Platform <b>K</b>	191	194	197
<b>A1__641R2BF</b>	60" X 30" X 29.5"	Cubic Ft:37.2	Ship Weight:243		<b>1197</b>	<b>1215</b>	<b>1233</b>
<b>A1__431R2BF</b>	48" X 30" X 29.5"	Cubic Ft:31.0	Ship Weight:219		<b>1088</b>	<b>1104</b>	<b>1121</b>
				Center Drawer <b>C</b>	161	163	166
				Keyboard Platform <b>K</b>	191	194	197

**PULLS:** BRUSHED CHROME **A1W** EBONY **A1E** BRIGHT BRASS **A1B** OVAL NICKEL **A1D**

ZONE PRICING	1	2	3
--------------	---	---	---

**CORNER DESKS:**

**Left Pedestal Computer Corner Desk**

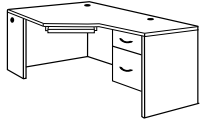


- Locking Box/File left pedestal
- Pre-installed, black filing hardware
- Legal or letter filing
- Easy computer pullup
- Keyboard platform standard
- Two grommets in top, two in modesty panel, one in support leg

Freight Class: 125

A1_ _451L	72" X 36" X 29.5"	Cubic Ft:52.4	Ship Weight:289	1744	1770	1796
<b>PULLS:</b>	BRUSHED CHROME <b>A1W</b>	EBONY <b>A1E</b>	BRIGHT BRASS <b>A1B</b>	OVAL NICKEL <b>A1D</b>		

**Right Pedestal Computer Corner Desk**

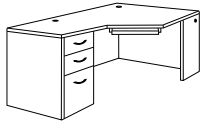


- Same description as above except:
- Locking Box/File right pedestal

Freight Class: 125

A1_ _451R	72" X 36" X 29.5"	Cubic Ft:52.4	Ship Weight:289	1744	1770	1796
<b>PULLS:</b>	BRUSHED CHROME <b>A1W</b>	EBONY <b>A1E</b>	BRIGHT BRASS <b>A1B</b>	OVAL NICKEL <b>A1D</b>		

**Left Full Pedestal Computer Corner Desk**

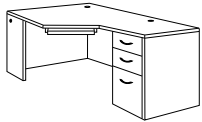


- Locking Box/Box/File left pedestal
- Pre-installed, black filing hardware
- Legal or letter filing
- Easy computer pullup
- Keyboard platform standard
- Two grommets in top, two in modesty panel, one in support leg

Freight Class: 125

A1_ _451L2BF	72" X 36" X 29.5"	Cubic Ft:52.4	Ship Weight:314	1856	1884	1912
<b>PULLS:</b>	BRUSHED CHROME <b>A1W</b>	EBONY <b>A1E</b>	BRIGHT BRASS <b>A1B</b>	OVAL NICKEL <b>A1D</b>		

**Right Full Pedestal Computer Corner Desk**

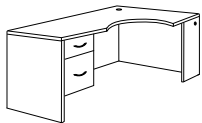


- Same description as above except:
- Locking Box/Box/File right pedestal

Freight Class: 125

A1_ _451R2BF	72" X 36" X 29.5"	Cubic Ft:52.4	Ship Weight:314	1856	1884	1912
<b>PULLS:</b>	BRUSHED CHROME <b>A1W</b>	EBONY <b>A1E</b>	BRIGHT BRASS <b>A1B</b>	OVAL NICKEL <b>A1D</b>		

**Left Pedestal Curved Corner Desk**

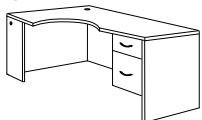


- Use with right asymmetrical bridge or shell with 19" connection
- Locking Box/File left Pedestal
- Pre-installed, black filing hardware
- Legal or letter filing
- Full-access worksurface
- One grommet in top and one in support leg

Freight Class: 125

A1_ _462L	72" X 42" X 29.5"	Cubic Ft:60.5	Ship Weight:331	1769	1796	1822
<b>PULLS:</b>	BRUSHED CHROME <b>A1W</b>	EBONY <b>A1E</b>	BRIGHT BRASS <b>A1B</b>	OVAL NICKEL <b>A1D</b>		

**Right Pedestal Curved Corner Desk**

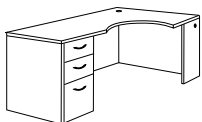


- Same description as above except:
- Locking Box/File right pedestal
- Use with left asymmetrical bridge or shell with 19" connection

Freight Class: 125

A1_ _462R	72" X 42" X 29.5"	Cubic Ft:60.5	Ship Weight:331	1769	1796	1822
<b>PULLS:</b>	BRUSHED CHROME <b>A1W</b>	EBONY <b>A1E</b>	BRIGHT BRASS <b>A1B</b>	OVAL NICKEL <b>A1D</b>		

**Left Full Pedestal Curved Corner Desk**



- Use with right asymmetrical bridge or shell with 19" connection
- Locking Box/Box/File left pedestal
- Pre-installed, black filing hardware
- Legal or letter filing
- Full-access worksurface
- One grommet in top and one in support leg

Freight Class: 125

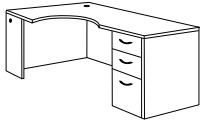
A1_ _462L2BF	72" X 42" X 29.5"	Cubic Ft:60.5	Ship Weight:356	1883	1911	1939
<b>PULLS:</b>	BRUSHED CHROME <b>A1W</b>	EBONY <b>A1E</b>	BRIGHT BRASS <b>A1B</b>	OVAL NICKEL <b>A1D</b>		

CONTEMPORARY LAMINATE



ZONE PRICING	1	2	3
--------------	---	---	---

## Right Full Pedestal Curved Corner Desk



- Same description as above except:
- Locking Box/Box/File right pedestal
- Use with left asymmetrical bridge or shell with 19" connection

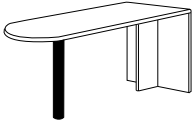
<b>A1_462R2BF</b>	72" X 42" X 29.5"	Cubic Ft:60.5	Ship Weight:356	<b>1883</b>	<b>1911</b>	<b>1939</b>
-------------------	-------------------	---------------	-----------------	-------------	-------------	-------------

<b>PULLS:</b>	BRUSHED CHROME <b>A1W</b>	EBONY <b>A1E</b>	BRIGHT BRASS <b>A1B</b>	OVAL NICKEL <b>A1D</b>
---------------	---------------------------	------------------	-------------------------	------------------------

Freight Class: 125

## PENINSULA DESKS:

### Peninsula Desk

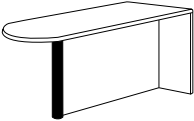


- Use with returns, bridges or rectangular shells
- Steel 4"-diameter black cylinder base with leveling glide
- End support panel

<b>A1_799</b>	72" X 36" X 29.5"	Cubic Ft:51.6	Ship Weight:187	<b>886</b>	<b>899</b>	<b>913</b>
---------------	-------------------	---------------	-----------------	------------	------------	------------

Freight Class: 250

### Peninsula Desk with Modesty Panel




- Use with returns or bridges
- Steel 4"-diameter black cylinder base with leveling glide
- End support panel

<b>A1_798</b>	72" X 36" X 29.5"	Cubic Ft:51.6	Ship Weight:211	<b>1030</b>	<b>1045</b>	<b>1061</b>
---------------	-------------------	---------------	-----------------	-------------	-------------	-------------

Freight Class: 250

### Peninsula Top and Column



- Connect unsupported end to rectangular shell or credenza
- Steel 4"-diameter black cylinder base with leveling glide
- Requires assembly

<b>A1_797</b>	72" X 36" X 29.5"	Cubic Ft:15.6	Ship Weight:127	<b>834</b>	<b>847</b>	<b>859</b>
---------------	-------------------	---------------	-----------------	------------	------------	------------

Freight Class: 100

## CREDENZAS:

### Double Lateral File Credenza




- Four lateral file drawers
- Pre-installed, black filing hardware
- Legal or letter filing
- Front locking

<b>A1_733</b>	72.5" X 24" X 29.5"	Cubic Ft:36.3	Ship Weight:331	<b>1899</b>	<b>1927</b>	<b>1956</b>
---------------	---------------------	---------------	-----------------	-------------	-------------	-------------

<b>PULLS:</b>	BRUSHED CHROME <b>A1W</b>	EBONY <b>A1E</b>	BRIGHT BRASS <b>A1B</b>	OVAL NICKEL <b>A1D</b>	<b>EXTRA THICK BOTTOM</b> \$320.00 <b>H</b>
---------------	---------------------------	------------------	-------------------------	------------------------	---

Freight Class: 125

### Left Lateral File/ Bookcase Credenza




- Two lateral file drawers on left
- Front locking lateral file
- Pre-installed, black filing hardware
- Legal or letter filing
- Bookcase with doors and adjustable shelf on right

<b>A1_BK733L</b>	72.5" X 24" X 29.5"	Cubic Ft:36.3	Ship Weight:338	<b>1803</b>	<b>1830</b>	<b>1857</b>
------------------	---------------------	---------------	-----------------	-------------	-------------	-------------

<b>PULLS:</b>	BRUSHED CHROME <b>A1W</b>	EBONY <b>A1E</b>	BRIGHT BRASS <b>A1B</b>	OVAL NICKEL <b>A1D</b>	<b>EXTRA THICK BOTTOM</b> \$160.00 <b>H</b>
---------------	---------------------------	------------------	-------------------------	------------------------	---

Freight Class: 125

### Right Lateral File/ Bookcase Credenza



- Same description as above except:
- Lateral file on right
- Bookcase on left

<b>A1_BK733R</b>	72.5" X 24" X 29.5"	Cubic Ft:36.3	Ship Weight:338	<b>1803</b>	<b>1830</b>	<b>1857</b>
------------------	---------------------	---------------	-----------------	-------------	-------------	-------------

<b>PULLS:</b>	BRUSHED CHROME <b>A1W</b>	EBONY <b>A1E</b>	BRIGHT BRASS <b>A1B</b>	OVAL NICKEL <b>A1D</b>	<b>EXTRA THICK BOTTOM</b> \$160.00 <b>H</b>
---------------	---------------------------	------------------	-------------------------	------------------------	---

Freight Class: 125

CONTEMPORARY LAMINATE



TOP/BASE FINISHES

ASPEN **AP** | NATURAL MAPLE **FM** | WINDSOR CHERRY **WC** | MAHOGANY **M** |

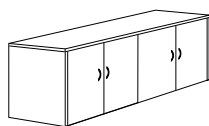
BASE ONLY FINISHES

GRAPHITE **GP** | GREY **G** | ESPRESSO **X** | MEDIUM OAK **O** | PEARWOOD **PW** | BLACK **E** | CLASSIC CHERRY **CC** |

SIN 711-2

**ATLAS**

**Double Bookcase Credenza**

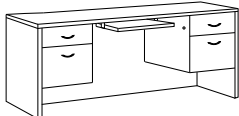


- Two bookcase compartments, each with one adjustable shelf
- Inside compartment dimensions: 34" x 21" x 25"

Freight Class: 125

		ZONE PRICING			1	2	3
<b>A1__734</b>	72.5" X 24" X 29.5"	Cubic Ft:36.3	Ship Weight:345		<b>1492</b>	<b>1514</b>	<b>1537</b>
<b>PULLS:</b>	BRUSHED CHROME <b>A1W</b>	EBONY <b>A1E</b>	BRIGHT BRASS <b>A1B</b>	OVAL NICKEL <b>A1D</b>			

**Computer Credenza**

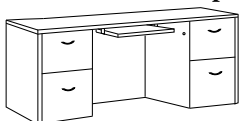


- Keyboard platform standard
- Box/File pedestals
- Pre-installed, black filing hardware
- Legal or letter filing
- Grommet in modesty panel
- Individually locking pedestals

Freight Class: 125

<b>A1__744</b>	<b>QS</b>	72" X 24" X 29.5"	Cubic Ft:36.3	Ship Weight:293	<b>1357</b>	<b>1377</b>	<b>1398</b>
<b>A1__644</b>		66" X 24" X 29.5"	Cubic Ft:33.4	Ship Weight:266	<b>1326</b>	<b>1346</b>	<b>1366</b>
<b>PULLS:</b>	BRUSHED CHROME <b>A1W</b>	EBONY <b>A1E</b>	BRIGHT BRASS <b>A1B</b>	OVAL NICKEL <b>A1D</b>			
					<b>QS PULLS</b>	<b>W</b>	

**Full Pedestal Computer Credenza**




- Same description as above except:
- File/File pedestals

Freight Class: 125

<b>A1__744F</b>		72" X 24" X 29.5"	Cubic Ft:36.3	Ship Weight:323	<b>1619</b>	<b>1643</b>	<b>1668</b>
<b>A1__644F</b>		66" X 24" X 29.5"	Cubic Ft:33.4	Ship Weight:296	<b>1575</b>	<b>1599</b>	<b>1622</b>
<b>PULLS:</b>	BRUSHED CHROME <b>A1W</b>	EBONY <b>A1E</b>	BRIGHT BRASS <b>A1B</b>	OVAL NICKEL <b>A1D</b>			

**Left Pedestal Credenza**

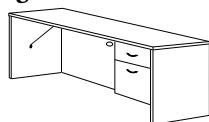


- Box/File left pedestal
- Pre-installed, black filing hardware
- Legal or letter filing
- Side locking
- One wire management grommet in modesty panel
- Use 60" x 24" credenza with 42" x 19" bridge

Freight Class: 125

<b>A1__725L</b>		72" X 24" X 29.5"	Cubic Ft:36.3	Ship Weight:202	<b>1165</b>	<b>1182</b>	<b>1200</b>
					<b>Center Drawer C</b>	161	163
					<b>Keyboard Platform K</b>	191	194
<b>A1__625L</b>		66" X 24" X 29.5"	Cubic Ft:33.4	Ship Weight:190	<b>1128</b>	<b>1145</b>	<b>1162</b>
					<b>Center Drawer C</b>	161	163
					<b>Keyboard Platform K</b>	191	194
<b>A1__615L</b>		60" X 24" X 29.5"	Cubic Ft:31.0	Ship Weight:179	<b>1098</b>	<b>1114</b>	<b>1131</b>
<b>PULLS:</b>	BRUSHED CHROME <b>A1W</b>	EBONY <b>A1E</b>	BRIGHT BRASS <b>A1B</b>	OVAL NICKEL <b>A1D</b>			

**Right Pedestal Credenza**



- Same description as above except:
- Box/File right pedestal

Freight Class: 125

<b>A1__725R</b>		72" X 24" X 29.5"	Cubic Ft:36.3	Ship Weight:202	<b>1165</b>	<b>1182</b>	<b>1200</b>
					<b>Center Drawer C</b>	161	163
					<b>Keyboard Platform K</b>	191	194
<b>A1__625R</b>		66" X 24" X 29.5"	Cubic Ft:33.4	Ship Weight:190	<b>1128</b>	<b>1145</b>	<b>1162</b>
					<b>Center Drawer C</b>	161	163
					<b>Keyboard Platform K</b>	191	194
<b>A1__615R</b>		60" X 24" X 29.5"	Cubic Ft:31.0	Ship Weight:179	<b>1098</b>	<b>1114</b>	<b>1131</b>
<b>PULLS:</b>	BRUSHED CHROME <b>A1W</b>	EBONY <b>A1E</b>	BRIGHT BRASS <b>A1B</b>	OVAL NICKEL <b>A1D</b>			

**Left Full Pedestal Credenza**



- File/File left pedestal
- Pre-installed, black filing hardware
- Legal or letter filing
- Side locking
- One wire management grommet in modesty panel

Freight Class: 125

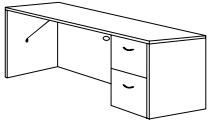
<b>A1__725LF</b>		72" X 24" X 29.5"	Cubic Ft:36.3	Ship Weight:217	<b>1340</b>	<b>1360</b>	<b>1380</b>
					<b>Center Drawer C</b>	161	163
					<b>Keyboard Platform K</b>	191	194
<b>A1__625LF</b>		66" X 24" X 29.5"	Cubic Ft:33.4	Ship Weight:205	<b>1325</b>	<b>1345</b>	<b>1365</b>
					<b>Center Drawer C</b>	161	163
					<b>Keyboard Platform K</b>	191	194
<b>A1__615LF</b>		60" X 24" X 29.5"	Cubic Ft:31.0	Ship Weight:194	<b>1308</b>	<b>1328</b>	<b>1347</b>
<b>PULLS:</b>	BRUSHED CHROME <b>A1W</b>	EBONY <b>A1E</b>	BRIGHT BRASS <b>A1B</b>	OVAL NICKEL <b>A1D</b>			

CONTEMPORARY LAMINATE



ZONE PRICING	1	2	3
--------------	---	---	---

### Right Full Pedestal Credenza




- Same description as above except:
- File/File right pedestal

Freight Class: 125

A1_ _725RF	72" X 24" X 29.5"	Cubic Ft:36.3	Ship Weight:217	1340	1360	1380	
				Center Drawer <b>C</b>	161	163	166
				Keyboard Platform <b>K</b>	191	194	197
A1_ _625RF	66" X 24" X 29.5"	Cubic Ft:33.4	Ship Weight:205	1325	1345	1365	
				Center Drawer <b>C</b>	161	163	166
				Keyboard Platform <b>K</b>	191	194	197
A1_ _615RF	60" X 24" X 29.5"	Cubic Ft:31.0	Ship Weight:194	1308	1328	1347	
<b>PULLS:</b> BRUSHED CHROME <b>A1W</b> EBONY <b>A1E</b> BRIGHT BRASS <b>A1B</b> OVAL NICKEL <b>A1D</b>							

### Left Lateral File Credenza




- Two lateral file drawers on left
- Pre-installed, black filing hardware
- Legal or letter filing
- Front locking

Freight Class: 125

A1_ _733L	QS	72" X 24" X 29.5"	Cubic Ft:36.3	Ship Weight:261	1501	1524	1546
<b>PULLS:</b> BRUSHED CHROME <b>A1W</b> EBONY <b>A1E</b> BRIGHT BRASS <b>A1B</b> OVAL NICKEL <b>A1D</b>							
<b>QS FINISHES</b> <b>FMGP</b> <b>WC</b>							
				<b>EXTRA THICK BOTTOM</b>	\$160.00	<b>H</b>	
				<b>QS PULLS</b>	<b>W</b>		

### Right Lateral File Credenza




- Same description as above except:
- Two lateral file drawers on right

Freight Class: 125

A1_ _733R	QS	72" X 24" X 29.5"	Cubic Ft:36.3	Ship Weight:261	1501	1524	1546
<b>PULLS:</b> BRUSHED CHROME <b>A1W</b> EBONY <b>A1E</b> BRIGHT BRASS <b>A1B</b> OVAL NICKEL <b>A1D</b>							
<b>QS FINISHES</b> <b>FMGP</b> <b>WC</b>							
				<b>EXTRA THICK BOTTOM</b>	\$160.00	<b>H</b>	
				<b>QS PULLS</b>	<b>W</b>		

### MultiFile Credenza




- One lateral file drawer with lock
- One file drawer
- Pre-installed, black filing hardware
- Legal or letter filing
- Two box drawers
- HOT PROJECTS ACCESS SLOT

Freight Class: 125

A1_ _735L (Left Shown)	72" X 24" X 29.5"	Cubic Ft:36.3	Ship Weight:286	1552	1575	1599
A1_ _735R (Right)	72" X 24" X 29.5"	Cubic Ft:36.3	Ship Weight:286	1552	1575	1599
<b>PULLS:</b> BRUSHED CHROME <b>A1W</b> EBONY <b>A1E</b> BRIGHT BRASS <b>A1B</b> OVAL NICKEL <b>A1D</b>						
				<b>EXTRA THICK BOTTOM</b>	\$80.00	<b>H</b>

## RETURNS & BRIDGES:

### Left MultiFile Return

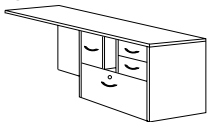


- Lateral file drawer with lock
- File drawer
- Pre-installed, black filing hardware
- Legal or letter filing
- Two box drawers
- HOT PROJECTS ACCESS SLOT
- Connects with single pedestal desks or credenzas
- One grommet in modesty panel

Freight Class: 125

A1_ _735LRT	72" X 24" X 29.5"	Cubic Ft:36.3	Ship Weight:280	1552	1575	1599	
				Keyboard Platform <b>K</b>	191	194	197
<b>PULLS:</b> BRUSHED CHROME <b>A1W</b> EBONY <b>A1E</b> BRIGHT BRASS <b>A1B</b> OVAL NICKEL <b>A1D</b>							
				<b>EXTRA THICK BOTTOM</b>	\$80.00	<b>H</b>	

### Right MultiFile Return

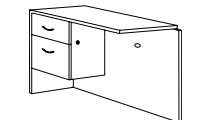


- Lateral file drawer with lock
- File drawer
- Pre-installed, black filing hardware
- Legal or letter filing
- Two box drawers
- HOT PROJECTS ACCESS SLOT
- Connects with single pedestal desks or credenzas
- One grommet in modesty panel

Freight Class: 125

A1_ _735RRT	72" X 24" X 29.5"	Cubic Ft:36.3	Ship Weight:280	1552	1575	1599	
				Keyboard Platform <b>K</b>	191	194	197
<b>PULLS:</b> BRUSHED CHROME <b>A1W</b> EBONY <b>A1E</b> BRIGHT BRASS <b>A1B</b> OVAL NICKEL <b>A1D</b>							
				<b>EXTRA THICK BOTTOM</b>	\$80.00	<b>H</b>	

### Left Pedestal Desk Height Return



- Box/File left pedestal
- Pre-installed, black filing hardware
- Legal or letter filing
- Side locking
- Wire management grommet in modesty

Freight Class: 125

A1_ _722L	48" X 24" X 29.5"	Cubic Ft:24.7	Ship Weight:166	920	934	948	
				Keyboard Platform <b>K</b>	191	194	197
A1_ _622L	42" X 24" X 29.5"	Cubic Ft:21.8	Ship Weight:156	876	889	902	
				Keyboard Platform <b>K</b>	191	194	197
A1_ _452L	36" X 24" X 29.5"	Cubic Ft:21.8	Ship Weight:145	874	887	900	
<b>PULLS:</b> BRUSHED CHROME <b>A1W</b> EBONY <b>A1E</b> BRIGHT BRASS <b>A1B</b> OVAL NICKEL <b>A1D</b>							

TOP/BASE FINISHES

ASPEN **AP** | NATURAL MAPLE **FM** | WINDSOR CHERRY **WC** | MAHOGANY **M** |

BASE ONLY FINISHES

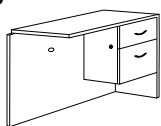
GRAPHITE **GP** | GREY **G** | ESPRESSO **X** | MEDIUM OAK **O** | PEARWOOD **PW** | BLACK **E** | CLASSIC CHERRY **CC** |

SIN 711-2 **ATLAS**

ZONE PRICING

**1 2 3**

**Right Pedestal Desk Height Return**

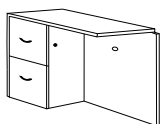


- Same description as above except:
- Box/File right pedestal

Freight Class: 125

<b>A1_722R</b>	48" X 24" X 29.5"	Cubic Ft:24.7	Ship Weight:166	<b>920</b>	<b>934</b>	<b>948</b>
			<b>Keyboard Platform K</b>	191	194	197
<b>A1_622R</b>	42" X 24" X 29.5"	Cubic Ft:21.8	Ship Weight:156	<b>876</b>	<b>889</b>	<b>902</b>
			<b>Keyboard Platform K</b>	191	194	197
<b>A1_452R</b>	36" X 24" X 29.5"	Cubic Ft:21.8	Ship Weight:145	<b>874</b>	<b>887</b>	<b>900</b>
<b>PULLS:</b>	BRUSHED CHROME <b>A1W</b>	EBONY <b>A1E</b>	BRIGHT BRASS <b>A1B</b>	OVAL NICKEL <b>A1D</b>		

**Left Full Pedestal Desk Height Return**

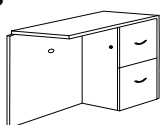


- File/File left pedestal
- Pre-installed, black filing hardware
- Legal or letter filing
- Side locking
- Wire management grommet in modesty panel

Freight Class: 125

<b>A1_722LF</b>	48" X 24" X 29.5"	Cubic Ft:24.7	Ship Weight:182	<b>1112</b>	<b>1129</b>	<b>1145</b>
			<b>Keyboard Platform K</b>	191	194	197
<b>A1_622LF</b>	42" X 24" X 29.5"	Cubic Ft:21.8	Ship Weight:172	<b>1096</b>	<b>1112</b>	<b>1129</b>
			<b>Keyboard Platform K</b>	191	194	197
<b>A1_452LF</b>	36" X 24" X 29.5"	Cubic Ft:21.8	Ship Weight:161	<b>1076</b>	<b>1092</b>	<b>1108</b>
<b>PULLS:</b>	BRUSHED CHROME <b>A1W</b>	EBONY <b>A1E</b>	BRIGHT BRASS <b>A1B</b>	OVAL NICKEL <b>A1D</b>		

**Right Full Pedestal Desk Height Return**

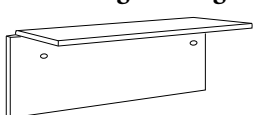


- Same description as above except:
- File/File right pedestal

Freight Class: 125

<b>A1_722RF</b>	48" X 24" X 29.5"	Cubic Ft:24.7	Ship Weight:182	<b>1112</b>	<b>1129</b>	<b>1145</b>
			<b>Keyboard Platform K</b>	191	194	197
<b>A1_622RF</b>	42" X 24" X 29.5"	Cubic Ft:21.8	Ship Weight:172	<b>1096</b>	<b>1112</b>	<b>1129</b>
			<b>Keyboard Platform K</b>	191	194	197
<b>A1_452RF</b>	36" X 24" X 29.5"	Cubic Ft:21.8	Ship Weight:161	<b>1076</b>	<b>1092</b>	<b>1108</b>
<b>PULLS:</b>	BRUSHED CHROME <b>A1W</b>	EBONY <b>A1E</b>	BRIGHT BRASS <b>A1B</b>	OVAL NICKEL <b>A1D</b>		

**Desk Height Bridge**



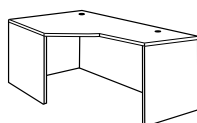
- Use 42" x 19" with 60" desks to allow more kneespace
- Two wire management grommets in modesty panel
- Requires assembly of top to modesty panel

Freight Class: 100

<b>A1_485</b>	<b>QS</b>	48" X 24" X 29.5"	Cubic Ft:4.6	Ship Weight:78	<b>456</b>	<b>463</b>	<b>470</b>
<b>A1_484</b>		42" X 24" X 29.5"	Cubic Ft:4.6	Ship Weight:69	<b>411</b>	<b>417</b>	<b>423</b>
<b>A1_384</b>		42" X 19" X 29.5"	Cubic Ft:4.6	Ship Weight:57	<b>416</b>	<b>422</b>	<b>428</b>
			<b>QS FINISHES</b>	<b>FMGP</b>	<b>WC</b>		

**EXTENDED CORNERS & RETURNS:**

**Left Extended Corner - Two Full Legs**

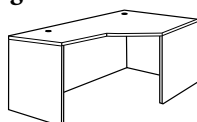


- Corner on left
- Easy computer pullup
- Two grommets in top, two in modesty panel
- Freestanding

Freight Class: 125

<b>A1_475L</b>	72" X 36" X 29.5"	Cubic Ft:52.4	Ship Weight:239	<b>1041</b>	<b>1057</b>	<b>1072</b>
			<b>Keyboard Platform K</b>	191	194	197
<b>A1_465L</b>	66" X 36" X 29.5"	Cubic Ft:49.0	Ship Weight:226	<b>994</b>	<b>1009</b>	<b>1024</b>
			<b>Keyboard Platform K</b>	191	194	197

**Right Extended Corner - Two Full Legs**

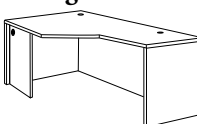


- Same description as above except:
- Corner on right

Freight Class: 125

<b>A1_475R</b>	72" X 36" X 29.5"	Cubic Ft:52.4	Ship Weight:239	<b>1041</b>	<b>1057</b>	<b>1072</b>
			<b>Keyboard Platform K</b>	191	194	197
<b>A1_465R</b>	66" X 36" X 29.5"	Cubic Ft:49.0	Ship Weight:226	<b>994</b>	<b>1009</b>	<b>1024</b>
			<b>Keyboard Platform K</b>	191	194	197

**Left Extended Corner - Full Right, Half Left Leg**



- Corner on left
- Easy computer pullup
- Two grommets in top, modesty and one grommet in half leg
- Corner may connect with return or bridge with credenza or desk
- Freestanding

Freight Class: 125

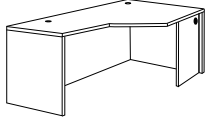
<b>A1_476L</b>	72" X 36" X 29.5"	Cubic Ft:52.4	Ship Weight:226	<b>1041</b>	<b>1057</b>	<b>1072</b>
			<b>Keyboard Platform K</b>	191	194	197
<b>A1_466L</b>	66" X 36" X 29.5"	Cubic Ft:49.0	Ship Weight:216	<b>994</b>	<b>1009</b>	<b>1024</b>
			<b>Keyboard Platform K</b>	191	194	197

CONTEMPORARY LAMINATE



ZONE PRICING	1	2	3
--------------	---	---	---

### Right Extended Corner - Full Left, Half Right Leg



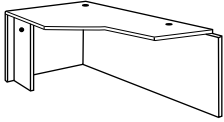
- Same description as above except:
- Corner on right

Freight Class: 125

<b>A1_476R</b>	72" X 36" X 29.5"	Cubic Ft:52.4	Ship Weight:226	<b>1041</b>	<b>1057</b>	<b>1072</b>
			<b>Keyboard Platform K</b>	191	194	197

<b>A1_466R</b>	66" X 36" X 29.5"	Cubic Ft:49.0	Ship Weight:216	<b>994</b>	<b>1009</b>	<b>1024</b>
			<b>Keyboard Platform K</b>	191	194	197

### Left Extended Corner Return

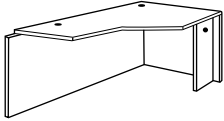


- Must connect to desk at 24"-deep end
- Corner on left; connectable
- Easy computer pullup
- Two grommets in top, two in modesty panel, one in half leg
- Not freestanding

Freight Class: 125

<b>A1_450L</b>	72" X 36" X 29.5"	Cubic Ft:52.4	Ship Weight:218	<b>1041</b>	<b>1057</b>	<b>1072</b>
			<b>Keyboard Platform K</b>	191	194	197

### Right Extended Corner Return

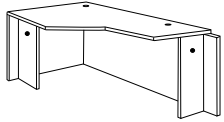


- Same description as above except:
- Corner on right; connectable

Freight Class: 125

<b>A1_450R</b>	72" X 36" X 29.5"	Cubic Ft:52.4	Ship Weight:218	<b>1041</b>	<b>1057</b>	<b>1072</b>
			<b>Keyboard Platform K</b>	191	194	197

### Left Extended Corner - Two Half Legs



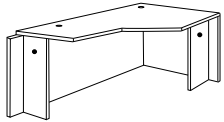
- Must connect to desk at 24"-deep end
- Corner on left; connectable
- Easy computer pullup
- Two grommets in top, modesty and one in each half leg
- Not freestanding

Freight Class: 125

<b>A1_450LH</b>	72" X 36" X 29.5"	Cubic Ft:52.4	Ship Weight:229	<b>1041</b>	<b>1057</b>	<b>1072</b>
			<b>Keyboard Platform K</b>	191	194	197

<b>A1_440LH</b>	66" X 36" X 29.5"	Cubic Ft:49.0	Ship Weight:206	<b>994</b>	<b>1009</b>	<b>1024</b>
			<b>Keyboard Platform K</b>	191	194	197

### Right Extended Corner - Two Half Legs



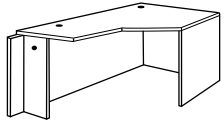
- Same description as above except:
- Corner on right; connectable

Freight Class: 125

<b>A1_450RH</b>	72" X 36" X 29.5"	Cubic Ft:52.4	Ship Weight:229	<b>1041</b>	<b>1057</b>	<b>1072</b>
			<b>Keyboard Platform K</b>	191	194	197

<b>A1_440RH</b>	66" X 36" X 29.5"	Cubic Ft:49.0	Ship Weight:206	<b>994</b>	<b>1009</b>	<b>1024</b>
			<b>Keyboard Platform K</b>	191	194	197

### Left Extended Corner - Full Left, Half Right Leg



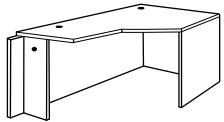
- Must connect to desk at 24"-deep end
- Corner on left; connectable
- Easy computer pullup
- Two grommets in top and modesty, one in half leg
- Not freestanding

Freight Class: 125

<b>A1_450LF</b>	72" X 36" X 29.5"	Cubic Ft:52.4	Ship Weight:239	<b>1041</b>	<b>1057</b>	<b>1072</b>
			<b>Keyboard Platform K</b>	191	194	197

<b>A1_440LF</b>	66" X 36" X 29.5"	Cubic Ft:49.0	Ship Weight:216	<b>994</b>	<b>1009</b>	<b>1024</b>
			<b>Keyboard Platform K</b>	191	194	197

### Right Extended Corner - Full Right, Half Left Leg



- Same description as above except:
- Corner on right; connectable

Freight Class: 125

<b>A1_450RF</b>	72" X 36" X 29.5"	Cubic Ft:52.4	Ship Weight:239	<b>1041</b>	<b>1057</b>	<b>1072</b>
			<b>Keyboard Platform K</b>	191	194	197

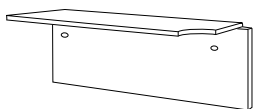
<b>A1_440RF</b>	66" X 36" X 29.5"	Cubic Ft:49.0	Ship Weight:216	<b>994</b>	<b>1009</b>	<b>1024</b>
			<b>Keyboard Platform K</b>	191	194	197

ZONE PRICING

**1 2 3**

**ASYMMETRICAL SHELLS & BRIDGES:**

**Left Asymmetrical Bridge**

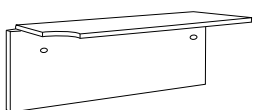


- Use with Curved Corner Desk
- Connects at both ends; not freestanding
- Radius 19"-deep right end connects with curved corner desk
- Two grommets in modesty panel
- Requires assembly

Freight Class: 125

<b>A1_496L</b>	48" X 24" X 29.5"	Cubic Ft:4.6	Ship Weight:78	<b>571</b>	<b>580</b>	<b>588</b>
<b>A1_495L</b>	42" X 24" X 29.5"	Cubic Ft:4.6	Ship Weight:67	<b>558</b>	<b>566</b>	<b>575</b>

**Right Asymmetrical Bridge**

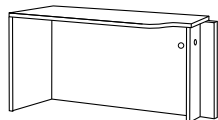


- Use with Curved Corner Desk
- Connects at both ends; not freestanding
- Radius 19"-deep left end connects with curved corner desk
- Two grommets in modesty panel
- Requires assembly

Freight Class: 125

<b>A1_496R</b>	48" X 24" X 29.5"	Cubic Ft:4.6	Ship Weight:78	<b>571</b>	<b>580</b>	<b>588</b>
<b>A1_495R</b>	42" X 24" X 29.5"	Cubic Ft:4.6	Ship Weight:67	<b>558</b>	<b>566</b>	<b>575</b>

**Left Asymmetrical Shell**

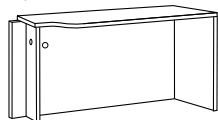


- Connects with Curved Corner Desks
- Grommet in modesty panel and half leg

Freight Class: 100

<b>A1_194824L</b>	48" X 24" X 29.5"	Cubic Ft:24.7	Ship Weight:141	<b>761</b>	<b>772</b>	<b>784</b>
<b>A1_194224L</b>	42" X 24" X 29.5"	Cubic Ft:24.7	Ship Weight:130	<b>700</b>	<b>711</b>	<b>721</b>

**Right Asymmetrical Shell**



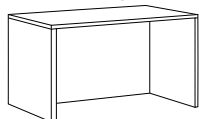
- Connects with Curved Corner Desks
- Grommet in modesty panel and half leg

Freight Class: 100

<b>A1_194824R</b>	48" X 24" X 29.5"	Cubic Ft:24.7	Ship Weight:141	<b>761</b>	<b>772</b>	<b>784</b>
<b>A1_194224R</b>	42" X 24" X 29.5"	Cubic Ft:24.7	Ship Weight:130	<b>700</b>	<b>711</b>	<b>721</b>

**SHELLS 30" DEEP:**

**Freestanding 30" Deep Rectangular Shell**



- Optional utility pedestal page 96
- Freestanding with two full legs

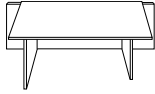
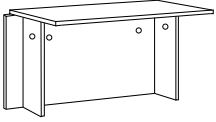
Freight Class: 125

<b>A1_RS3072</b>	72" X 30" X 29.5"	Cubic Ft:45.1	Ship Weight:222	<b>723</b>	<b>734</b>	<b>745</b>
<b>A1_RS3066</b>	66" X 30" X 29.5"	Cubic Ft:41.0	Ship Weight:213	<b>701</b>	<b>712</b>	<b>722</b>
<b>A1_RS3060</b>	60" X 30" X 29.5"	Cubic Ft:37.2	Ship Weight:203	<b>701</b>	<b>712</b>	<b>722</b>
<b>A1_RS3048</b>	48" X 30" X 29.5"	Cubic Ft:31.0	Ship Weight:194	<b>624</b>	<b>633</b>	<b>643</b>
<b>A1_RS3042</b>	42" X 30" X 29.5"	Cubic Ft:27.0	Ship Weight:184	<b>595</b>	<b>604</b>	<b>613</b>
<b>A1_RS3036</b>	36" X 30" X 29.5"	Cubic Ft:23.4	Ship Weight:174	<b>564</b>	<b>572</b>	<b>581</b>
<b>A1_RS3030</b>	30" X 30" X 29.5"	Cubic Ft:19.8	Ship Weight:164	<b>536</b>	<b>544</b>	<b>552</b>



ZONE PRICING	1	2	3
--------------	---	---	---

## 30" Deep Rectangular Shell



- Two half legs
- Connects at both ends; not freestanding
- Two grommets in modesty, two in support/half legs
- Assembly required

Freight Class: 125

Support legs on 72", 66" and 60" lengths should be relocated inward (12" from either end) for increased worksurface support

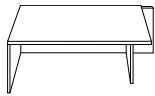
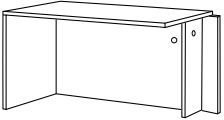


Support legs on 48", 42", 36" and 30" lengths located close to ends

<b>A1_RS3072H</b>	72" X 30" X 29.5"	Cubic Ft: 7.2	Ship Weight: 176	<b>723</b>	<b>734</b>	<b>745</b>
<b>A1_RS3066H</b>	66" X 30" X 29.5"	Cubic Ft: 6.2	Ship Weight: 162	<b>701</b>	<b>712</b>	<b>722</b>
<b>A1_RS3060H</b>	60" X 30" X 29.5"	Cubic Ft: 6.0	Ship Weight: 148	<b>701</b>	<b>712</b>	<b>722</b>

<b>A1_RS3048H</b>	48" X 30" X 29.5"	Cubic Ft: 4.9	Ship Weight: 119	<b>624</b>	<b>633</b>	<b>643</b>
<b>A1_RS3042H</b>	42" X 30" X 29.5"	Cubic Ft: 4.9	Ship Weight: 104	<b>595</b>	<b>604</b>	<b>613</b>
<b>A1_RS3036H</b>	36" X 30" X 29.5"	Cubic Ft: 4.1	Ship Weight: 90	<b>564</b>	<b>572</b>	<b>581</b>
<b>A1_RS3030H</b>	30" X 30" X 29.5"	Cubic Ft: 4.1	Ship Weight: 75	<b>536</b>	<b>544</b>	<b>552</b>


## Left 30" Deep Rectangular Shell



- Full left, half right leg
- Grommet in half leg and modesty panel
- Connect with straight edge; not freestanding

Freight Class: 125

Support legs on 72", 66" and 60" lengths should be relocated inward (12" from either end) for increased worksurface support



Support leg on 48", 42", 36" and 30" lengths located close to ends

<b>A1_RS3072L</b>	72" X 30" X 29.5"	Cubic Ft: 45.1	Ship Weight: 201	<b>723</b>	<b>734</b>	<b>745</b>
<b>A1_RS3066L</b>	66" X 30" X 29.5"	Cubic Ft: 41.0	Ship Weight: 190	<b>701</b>	<b>712</b>	<b>722</b>
<b>A1_RS3060L</b>	60" X 30" X 29.5"	Cubic Ft: 37.2	Ship Weight: 178	<b>701</b>	<b>712</b>	<b>722</b>

<b>A1_RS3048L</b>	48" X 30" X 29.5"	Cubic Ft: 31.0	Ship Weight: 154	<b>624</b>	<b>633</b>	<b>643</b>
<b>A1_RS3042L</b>	42" X 30" X 29.5"	Cubic Ft: 27.2	Ship Weight: 142	<b>595</b>	<b>604</b>	<b>613</b>
<b>A1_RS3036L</b>	36" X 30" X 29.5"	Cubic Ft: 23.4	Ship Weight: 128	<b>564</b>	<b>572</b>	<b>581</b>
<b>A1_RS3030L</b>	30" X 30" X 29.5"	Cubic Ft: 19.8	Ship Weight: 118	<b>536</b>	<b>544</b>	<b>552</b>

TOP/BASE FINISHES

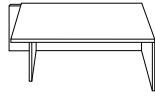
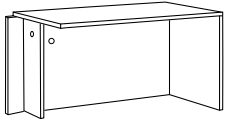
ASPEN **AP** | NATURAL MAPLE **FM** | WINDSOR CHERRY **WC** | MAHOGANY **M** |

BASE ONLY FINISHES

GRAPHITE **GP** | GREY **G** | ESPRESSO **X** | MEDIUM OAK **O** | PEARWOOD **PW** | BLACK **E** | CLASSIC CHERRY **CC** |

SIN 711-2 **ATLAS**

Right 30" Deep Rectangular Shell



- Full right, half left leg
- Grommet in half leg and modesty panel
- Connect with straight edge; not freestanding

Freight Class: 125

Support legs on 72", 66" and 60" lengths should be relocated inward (12" from either end) for increased worksurface support

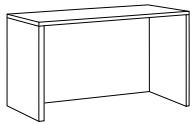


Support leg on 48", 42", 36" and 30" lengths located close to ends

				ZONE PRICING	1	2	3
<b>A1_RS3072R</b>	72" X 30" X 29.5"	Cubic Ft: 45.1	Ship Weight: 201		723	734	745
<b>A1_RS3066R</b>	66" X 30" X 29.5"	Cubic Ft: 44.0	Ship Weight: 190		701	712	722
<b>A1_RS3060R</b>	60" X 30" X 29.5"	Cubic Ft: 37.2	Ship Weight: 178		701	712	722
<b>A1_RS3048R</b>	48" X 30" X 29.5"	Cubic Ft: 31.0	Ship Weight: 154		624	633	643
<b>A1_RS3042R</b>	42" X 30" X 29.5"	Cubic Ft: 27.0	Ship Weight: 142		595	604	613
<b>A1_RS3036R</b>	36" X 30" X 29.5"	Cubic Ft: 23.4	Ship Weight: 128		564	572	581
<b>A1_RS3030R</b>	30" X 30" X 29.5"	Cubic Ft: 19.8	Ship Weight: 118		536	544	552

SHELLS 24" DEEP:

Freestanding 24" Deep Rectangular Shell


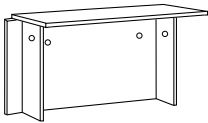


- Freestanding with two full legs
- Optional utility and mobile pedestals available

Freight Class: 125

<b>A1_RS2472</b>	72" X 24" X 29.5"	Cubic Ft: 36.3	Ship Weight: 187		680	690	700
<b>A1_RS2466</b>	66" X 24" X 29.5"	Cubic Ft: 33.4	Ship Weight: 173		648	658	667
<b>A1_RS2460</b>	60" X 24" X 29.5"	Cubic Ft: 31.0	Ship Weight: 164		633	642	652
<b>A1_RS2448</b>	48" X 24" X 29.5"	Cubic Ft: 24.7	Ship Weight: 141		581	590	598
<b>A1_RS2442</b>	42" X 24" X 29.5"	Cubic Ft: 24.7	Ship Weight: 130		550	558	567
<b>A1_RS2436</b>	36" X 24" X 29.5"	Cubic Ft: 19.1	Ship Weight: 118		536	544	552
<b>A1_RS2430</b>	30" X 24" X 29.5"	Cubic Ft: 19.1	Ship Weight: 106		510	518	525


24" Deep Rectangular Shell/Bridge



- Connects at both ends
- Two half legs, not freestanding
- Two wire management grommets in modesty panel, two in support legs
- Assembly required

Freight Class: 125

Support legs on 72", 66" and 60" lengths should be relocated inward (12" from either end) for increased worksurface support



Support legs on 48", 42", 36" and 30" lengths located close to ends

<b>A1_RS2472H</b>	72" X 24" X 29.5"	Cubic Ft: 5.8	Ship Weight: 167		680	690	700
<b>A1_RS2466H</b>	66" X 24" X 29.5"	Cubic Ft: 5.4	Ship Weight: 152		648	658	667
<b>A1_RS2460H</b>	60" X 24" X 29.5"	Cubic Ft: 4.9	Ship Weight: 139		633	642	652

<b>A1_RS2448H</b>	48" X 24" X 29.5"	Cubic Ft: 3.9	Ship Weight: 112		581	590	598
<b>A1_RS2442H</b>	42" X 24" X 29.5"	Cubic Ft: 3.5	Ship Weight: 99		550	558	567
<b>A1_RS2436H</b>	36" X 24" X 29.5"	Cubic Ft: 3.0	Ship Weight: 85		536	544	552
<b>A1_RS2430H</b>	30" X 24" X 29.5"	Cubic Ft: 3.0	Ship Weight: 71		510	518	525

CONTEMPORARY LAMINATE




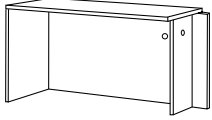
ZONE  
PRICING

1

2

3


## Left 24" Deep Rectangular Shell



- Connect with straight edge; not freestanding
- Full left, half right leg
- Grommet in half leg and modesty panel

Freight Class: 125

Half-depth support leg on 72", 66" and 60" lengths should be relocated inward (12" from end) for increased worksurface support


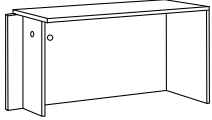


Support leg on 48", 42", 36" and 30" lengths located close to ends

					680	690	700
<b>A1_RS2472L</b>	72" X 24" X 29.5"	Cubic Ft: 36.3	Ship Weight: 187				
<b>A1_RS2466L</b>	66" X 24" X 29.5"	Cubic Ft: 33.4	Ship Weight: 175		<b>648</b>	<b>658</b>	<b>667</b>
<b>A1_RS2460L</b>	60" X 24" X 29.5"	Cubic Ft: 31.0	Ship Weight: 164		<b>633</b>	<b>642</b>	<b>652</b>

<b>A1_RS2448L</b>	48" X 24" X 29.5"	Cubic Ft: 24.7	Ship Weight: 141		<b>581</b>	<b>590</b>	<b>598</b>
<b>A1_RS2442L</b>	42" X 24" X 29.5"	Cubic Ft: 24.7	Ship Weight: 130		<b>550</b>	<b>558</b>	<b>567</b>
<b>A1_RS2436L</b>	36" X 24" X 29.5"	Cubic Ft: 19.1	Ship Weight: 118		<b>536</b>	<b>544</b>	<b>552</b>
<b>A1_RS2430L</b>	30" X 24" X 29.5"	Cubic Ft: 19.1	Ship Weight: 106		<b>510</b>	<b>518</b>	<b>525</b>


## Right 24" Deep Rectangular Shell



- Connect with straight edge; not freestanding
- Full right, half left leg
- Grommet in half leg and modesty panel

Freight Class: 125

Half-depth support leg on 72", 66" and 60" lengths should be relocated inward (12" from end) for increased worksurface support

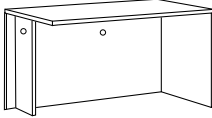


Support leg on 48", 42", 36" and 30" lengths located close to ends

					680	690	700
<b>A1_RS2472R</b>	72" X 24" X 29.5"	Cubic Ft: 36.3	Ship Weight: 187				
<b>A1_RS2466R</b>	66" X 24" X 29.5"	Cubic Ft: 33.4	Ship Weight: 175		<b>648</b>	<b>658</b>	<b>667</b>
<b>A1_RS2460R</b>	60" X 24" X 29.5"	Cubic Ft: 31.0	Ship Weight: 164		<b>633</b>	<b>642</b>	<b>652</b>

<b>A1_RS2448R</b>	48" X 24" X 29.5"	Cubic Ft: 24.7	Ship Weight: 141		<b>581</b>	<b>590</b>	<b>598</b>
<b>A1_RS2442R</b>	42" X 24" X 29.5"	Cubic Ft: 24.7	Ship Weight: 130		<b>550</b>	<b>558</b>	<b>567</b>
<b>A1_RS2436R</b>	36" X 24" X 29.5"	Cubic Ft: 19.1	Ship Weight: 118		<b>536</b>	<b>544</b>	<b>552</b>
<b>A1_RS2430R</b>	30" X 24" X 29.5"	Cubic Ft: 19.1	Ship Weight: 106		<b>510</b>	<b>518</b>	<b>525</b>

## 24" Deep Running Credenza Shell



- Connects with return/shell
- Use to create straight, continuous work area
- A1\_RR2472R - Full right, half left leg
- A1\_RR2472L - Full left, half right leg
- One grommet in modesty panel and one in support leg

Freight Class: 125

<b>A1_RR2472R</b> (Right Shown)	72" X 24" X 29.5"	Cubic Ft:5.8	Ship Weight:167		<b>761</b>	<b>772</b>	<b>784</b>
<b>A1_RR2472L</b> (Left)		Cubic Ft:6.0	Ship Weight:167		<b>761</b>	<b>772</b>	<b>784</b>

Additional sizes available same as page 121. Call for pricing.



ZONE PRICING	1	2	3
--------------	---	---	---

**MODULAR FILING:**

**Box/File Utility Pedestal**



- 3/4 height pedestal for field installation
- Pre-installed, black filing hardware
- Legal or letter filing
- Single-key locking
- HW\_UPL = locate on left; lock is on right side
- HW\_UPR = locate on right; lock is on left side

Freight Class: 100

H__UPL	QS	15.75" X 22" X 17.75"	Cubic Ft:7.0	Ship Weight:61	561	569	578
H__UPR	QS	15.75" X 22" X 17.75"	Cubic Ft:7.0	Ship Weight:61	561	569	578

QS FINISHES				WC	QS PULLS		W
PULLS:	BRUSHED CHROME <b>HW</b>	EBONY <b>HE</b>	BRIGHT BRASS <b>HB</b>	OVAL NICKEL <b>HD</b>			

**Box/Box/File Utility Pedestal**



- Full-to-floor pedestal for field installation
- Pre-installed, black filing hardware
- Legal or letter filing
- Single-key locking
- H\_UPL2BF = locate on left; lock is on right side
- H\_UPR2BF = locate on right; lock is on left side

Freight Class: 100

H__UPR2BF		15.75" X 22" X 27.25"	Cubic Ft:10.1	Ship Weight:83	677	687	697
H__UPL2BF		15.75" X 22" X 27.25"	Cubic Ft:10.1	Ship Weight:83	677	687	697

PULLS:	BRUSHED CHROME <b>HW</b>	EBONY <b>HE</b>	BRIGHT BRASS <b>HB</b>	OVAL NICKEL <b>HD</b>
--------	--------------------------	-----------------	------------------------	-----------------------

**File/File Utility Pedestal**



- Full-to-floor pedestal for field installation
- Pre-installed, black filing hardware
- Legal or letter filing
- Single-key locking
- H\_UPLF = locate on left; lock is on right side
- H\_UPRF = locate on right; lock is on left side

Freight Class: 100

H__UPRF		15.75" X 22" X 27.25"	Cubic Ft:10.1	Ship Weight:83	677	687	697
H__UPLF		15.75" X 22" X 27.25"	Cubic Ft:10.1	Ship Weight:83	677	687	697

PULLS:	BRUSHED CHROME <b>HW</b>	EBONY <b>HE</b>	BRIGHT BRASS <b>HB</b>	OVAL NICKEL <b>HD</b>
--------	--------------------------	-----------------	------------------------	-----------------------

**Lateral File Utility Pedestal**



- Full-to-floor pedestal for field installation
- Pre-installed, black filing hardware
- Legal or letter filing
- Single-key locking
- H\_ULFL = locate on left; lock is on right side
- H\_ULFR = locate on right; lock is on left side

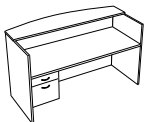
Freight Class: 100

H__ULFR		30.5" X 22" X 27.25"	Cubic Ft:19.8	Ship Weight:165	851	864	877
H__ULFL		30.5" X 22" X 27.25"	Cubic Ft:19.8	Ship Weight:165	851	864	877

PULLS:	BRUSHED CHROME <b>HW</b>	EBONY <b>HE</b>	BRIGHT BRASS <b>HB</b>	OVAL NICKEL <b>HD</b>
--------	--------------------------	-----------------	------------------------	-----------------------

**RECEPTION STATIONS:**

**Left Pedestal Reception Desk**



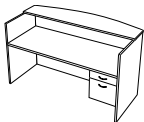
- 42" privacy height
- 18" Bow front transaction counter (field installed)
- Box/File left pedestal
- Pre-installed, black filing hardware
- Legal or letter filing
- Single-key locking

Freight Class: 125

A1__7230L		72" X 36" X 42.5"	Cubic Ft:64.4	Ship Weight:373	1675	1700	1725
	Center Drawer <b>C</b>				161	163	166
	Keyboard Platform <b>K</b>				191	194	197

PULLS:	BRUSHED CHROME <b>A1W</b>	EBONY <b>A1E</b>	BRIGHT BRASS <b>A1B</b>	OVAL NICKEL <b>A1D</b>
--------	---------------------------	------------------	-------------------------	------------------------

**Right Pedestal Reception Desk**



- Same description as above except:
- Box/File right pedestal

Freight Class: 125

A1__7230R		72" X 36" X 42.5"	Cubic Ft:64.4	Ship Weight:373	1675	1700	1725
	Center Drawer <b>C</b>				161	163	166
	Keyboard Platform <b>K</b>				191	194	197

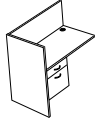
PULLS:	BRUSHED CHROME <b>A1W</b>	EBONY <b>A1E</b>	BRIGHT BRASS <b>A1B</b>	OVAL NICKEL <b>A1D</b>
--------	---------------------------	------------------	-------------------------	------------------------

CONTEMPORARY LAMINATE



ZONE PRICING	1	2	3
--------------	---	---	---

### Left Pedestal Reception Return

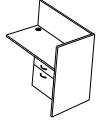


- 41" privacy height
- Box/File left pedestal
- Pre-installed black filing hardware
- Legal or letter filing
- Grommet in modesty panel
- Side locking

Freight Class: 125

<b>A1_ _2442L</b>	42" X 24" X 41"	Cubic Ft:32.9	Ship Weight:205	<b>1112</b>	<b>1129</b>	<b>1145</b>	
				<b>Keyboard Platform K</b>	191	194	197
<b>PULLS:</b> BRUSHED CHROME <b>A1W</b> EBONY <b>A1E</b> BRIGHT BRASS <b>A1B</b> OVAL NICKEL <b>A1D</b>							

### Right Pedestal Reception Return

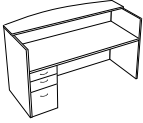


- 41" privacy height
- Box/File left pedestal
- Pre-installed black filing hardware
- Legal or letter filing
- Grommet in top and modesty panel
- Side locking

Freight Class: 125

<b>A1_ _2442R</b>	42" X 24" X 41"	Cubic Ft:32.9	Ship Weight:205	<b>1112</b>	<b>1129</b>	<b>1145</b>	
				<b>Keyboard Platform K</b>	191	194	197
<b>PULLS:</b> BRUSHED CHROME <b>A1W</b> EBONY <b>A1E</b> BRIGHT BRASS <b>A1B</b> OVAL NICKEL <b>A1D</b>							

### Left Full Pedestal Reception Desk

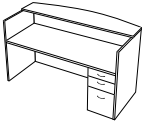


- 42" privacy height
- 18" Bow front transaction counter (field installed)
- Box/Box/File left pedestal
- Pre-installed black filing hardware
- Legal or letter filing
- Side locking

Freight Class: 125

<b>A1_ _7230L2BF</b>	72" X 36" X 42.5"	Cubic Ft:64.4	Ship Weight:398	<b>1942</b>	<b>1971</b>	<b>2000</b>	
				<b>Center Drawer C</b>	161	163	166
				<b>Keyboard Platform K</b>	191	194	197
<b>PULLS:</b> BRUSHED CHROME <b>A1W</b> EBONY <b>A1E</b> BRIGHT BRASS <b>A1B</b> OVAL NICKEL <b>A1D</b>							

### Right Full Pedestal Reception Desk

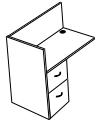


- Same description as above except:
- Box/Box/File right pedestal

Freight Class: 125

<b>A1_ _7230R2BF</b>	72" X 36" X 42.5"	Cubic Ft:64.4	Ship Weight:398	<b>1942</b>	<b>1971</b>	<b>2000</b>	
				<b>Center Drawer C</b>	161	163	166
				<b>Keyboard Platform K</b>	191	194	197
<b>PULLS:</b> BRUSHED CHROME <b>A1W</b> EBONY <b>A1E</b> BRIGHT BRASS <b>A1B</b> OVAL NICKEL <b>A1D</b>							

### Left Full Pedestal Reception Return

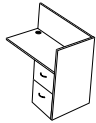


- 41" privacy height
- File/File left pedestal
- Pre-installed, black filing hardware
- Legal or letter filing
- Grommet in top and modesty panel
- Side locking

Freight Class: 125

<b>A1_ _2442LF</b>	42" X 24" X 41"	Cubic Ft:32.9	Ship Weight:230	<b>1282</b>	<b>1301</b>	<b>1320</b>	
				<b>Keyboard Platform K</b>	191	194	197
<b>PULLS:</b> BRUSHED CHROME <b>A1W</b> EBONY <b>A1E</b> BRIGHT BRASS <b>A1B</b> OVAL NICKEL <b>A1D</b>							

### Right Full Pedestal Reception Return

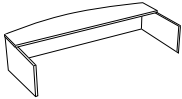


- Same description as above except:
- File/File right pedestal

Freight Class: 125

<b>A1_ _2442RF</b>	42" X 24" X 41"	Cubic Ft:32.9	Ship Weight:230	<b>1282</b>	<b>1301</b>	<b>1320</b>	
				<b>Keyboard Platform K</b>	191	194	197
<b>PULLS:</b> BRUSHED CHROME <b>A1W</b> EBONY <b>A1E</b> BRIGHT BRASS <b>A1B</b> OVAL NICKEL <b>A1D</b>							

### Reception Screen for Main



- Fits 72" x 30" desks
- 18" Bow Front transaction corner
- Non-skid rubber strips on bottom prohibit movement

Freight Class: 70

<b>A1_710</b>	72" X 36" X 14.5"	Cubic Ft:28.9	Ship Weight:145	<b>988</b>	<b>1003</b>	<b>1018</b>
---------------	-------------------	---------------	-----------------	------------	-------------	-------------

TOP/BASE FINISHES

ASPEN **AP** | NATURAL MAPLE **FM** | WINDSOR CHERRY **WC** | MAHOGANY **M** |

BASE ONLY FINISHES

GRAPHITE **GP** | GREY **G** | ESPRESSO **X** | MEDIUM OAK **O** | PEARWOOD **PW** | BLACK **E** | CLASSIC CHERRY **CC** |

SIN 711-2

**ATLAS**

ZONE PRICING

**1 2 3**

**Reception Screen for Return**



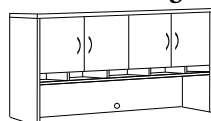
- Fits 42" x 24" executive height return
- Hardware included to join to main reception screen
- A1\_611L fits left return
- A1\_611R fits right return
- Assembly required

Freight Class: 70

<b>A1_611L</b>	42" X 24" X 13"	Cubic Ft:1.5	Ship Weight:27	<b>208</b>	<b>211</b>	<b>214</b>
<b>A1_611R</b>	42" X 24" X 13"	Cubic Ft:1.5	Ship Weight:27	<b>208</b>	<b>211</b>	<b>214</b>

**OVERHEAD STORAGE:**

**Overhead Storage Unit**




- Two storage compartments
- Four doors
- Five paper storage shelves
- 18-1/2" monitor clearance under cabinet
- Grommet in back panel

Freight Class: 125

<b>A1_738</b>	<b>QS</b>	72" X 16" X 37"	Cubic Ft:33.6	Ship Weight:252	<b>1583</b>	<b>1607</b>	<b>1630</b>
				<b>Task Light I</b>	\$121.00	\$123.00	\$125.00
<b>A1_678</b>		66" X 16" X 37"	Cubic Ft:28.3	Ship Weight:226	<b>1357</b>	<b>1377</b>	<b>1398</b>
				<b>Task Light I</b>	\$121.00	\$123.00	\$125.00
<b>A1_676</b>		60" X 16" X 37"	Cubic Ft:28.3	Ship Weight:210	<b>1340</b>	<b>1360</b>	<b>1380</b>
				<b>Task Light I</b>	\$121.00	\$123.00	\$125.00
<b>PULLS:</b>		BRUSHED CHROME <b>A1W</b>	EBONY <b>A1E</b>	BRIGHT BRASS <b>A1B</b>	OVAL NICKEL <b>A1D</b>	<b>LOCKS</b>	\$150.00 <b>Y</b>
		<b>QS FINISHES</b>			<b>FMGP</b>	<b>WC</b>	<b>QS PULLS</b>
							<b>W</b>

**Overhead Storage Unit**




- Two compartments with doors
- Center open storage
- Four paper storage shelves
- 18-1/2" monitor clearance under cabinet
- Grommet in back panel

Freight Class: 125

<b>A1_478</b>		48" X 16" X 37"	Cubic Ft:24.3	Ship Weight:191	<b>1091</b>	<b>1107</b>	<b>1124</b>
				<b>Task Light I</b>	\$121.00	\$123.00	\$125.00
<b>PULLS:</b>		BRUSHED CHROME <b>A1W</b>	EBONY <b>A1E</b>	BRIGHT BRASS <b>A1B</b>	OVAL NICKEL <b>A1D</b>	<b>LOCKS</b>	\$150.00 <b>Y</b>

**Overhead Storage Unit**

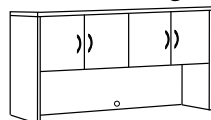


- Storage compartment
- Two doors
- Three paper storage shelves
- 18-1/2" monitor clearance under cabinet
- Grommet in back panel

Freight Class: 125

<b>A1_476</b>		42" X 16" X 37"	Cubic Ft:24.3	Ship Weight:170	<b>1022</b>	<b>1037</b>	<b>1053</b>
				<b>Task Light I</b>	\$121.00	\$123.00	\$125.00
<b>A1_338</b>		36" X 16" X 37"	Cubic Ft:15.3	Ship Weight:151	<b>990</b>	<b>1005</b>	<b>1020</b>
				<b>Task Light I</b>	\$121.00	\$123.00	\$125.00
<b>A1_336</b>		30" X 16" X 37"	Cubic Ft:15.3	Ship Weight:145	<b>937</b>	<b>951</b>	<b>965</b>
				<b>Task Light I</b>	\$121.00	\$123.00	\$125.00
<b>PULLS:</b>		BRUSHED CHROME <b>A1W</b>	EBONY <b>A1E</b>	BRIGHT BRASS <b>A1B</b>	OVAL NICKEL <b>A1D</b>	<b>LOCKS</b>	\$75.00 <b>Y</b>

**Overhead Storage Unit**




- Two storage compartments
- Four doors
- 21" monitor clearance under cabinet
- Grommet in back panel

Freight Class: 125

<b>A1_737</b>	<b>QS</b>	72" X 16" X 37"	Cubic Ft:33.6	Ship Weight:233	<b>1258</b>	<b>1277</b>	<b>1296</b>
				<b>Task Light I</b>	\$121.00	\$123.00	\$125.00
<b>A1_677</b>		66" X 16" X 37"	Cubic Ft:28.3	Ship Weight:209	<b>1030</b>	<b>1045</b>	<b>1061</b>
				<b>Task Light I</b>	\$121.00	\$123.00	\$125.00
<b>A1_675</b>		60" X 16" X 37"	Cubic Ft:28.3	Ship Weight:190	<b>988</b>	<b>1003</b>	<b>1018</b>
				<b>Task Light I</b>	\$121.00	\$123.00	\$125.00
<b>PULLS:</b>		BRUSHED CHROME <b>A1W</b>	EBONY <b>A1E</b>	BRIGHT BRASS <b>A1B</b>	OVAL NICKEL <b>A1D</b>	<b>LOCKS</b>	\$150.00 <b>Y</b>
		<b>QS FINISHES</b>			<b>FMGP</b>	<b>WC</b>	<b>QS PULLS</b>
							<b>W</b>

**Overhead Storage Unit**




- Two compartments with doors
- Center open storage
- 21" monitor clearance under cabinet
- Grommet in back panel

Freight Class: 125

<b>A1_477</b>		48" X 16" X 37"	Cubic Ft:24.3	Ship Weight:171	<b>800</b>	<b>812</b>	<b>824</b>
				<b>Task Light I</b>	\$121.00	\$123.00	\$125.00
<b>PULLS:</b>		BRUSHED CHROME <b>A1W</b>	EBONY <b>A1E</b>	BRIGHT BRASS <b>A1B</b>	OVAL NICKEL <b>A1D</b>	<b>LOCKS</b>	\$150.00 <b>Y</b>

**Overhead Storage Unit**



- Storage compartment
- Two doors
- 21" monitor clearance under cabinet
- Grommet in back panel

Freight Class: 125

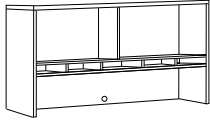
<b>A1_475</b>		42" X 16" X 37"	Cubic Ft:24.3	Ship Weight:150	<b>751</b>	<b>762</b>	<b>774</b>
				<b>Task Light I</b>	\$121.00	\$123.00	\$125.00
<b>A1_337</b>		36" X 16" X 37"	Cubic Ft:15.3	Ship Weight:131	<b>699</b>	<b>709</b>	<b>720</b>
				<b>Task Light I</b>	\$121.00	\$123.00	\$125.00
<b>A1_335</b>		30" X 16" X 37"	Cubic Ft:15.3	Ship Weight:125	<b>610</b>	<b>619</b>	<b>628</b>
				<b>Task Light I</b>	\$121.00	\$123.00	\$125.00
<b>PULLS:</b>		BRUSHED CHROME <b>A1W</b>	EBONY <b>A1E</b>	BRIGHT BRASS <b>A1B</b>	OVAL NICKEL <b>A1D</b>	<b>LOCKS</b>	\$75.00 <b>Y</b>

CONTEMPORARY LAMINATE



ZONE PRICING	1	2	3
--------------	---	---	---

### Open Overhead Storage Unit

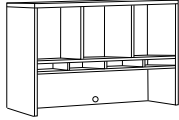


- Two cabinet compartments
- Five paper storage shelves
- 18-1/2" monitor clearance under cabinet
- Grommet in back panel

Freight Class: 125

Model	Dimensions	Cubic Ft.	Ship Weight	Zone 1	Zone 2	Zone 3
A1_718	72" X 16" X 37"	33.6	212	1423	1444	1466
				<b>Task Light T</b>	\$121.00	\$123.00
A1_618	66" X 16" X 37"	28.3	189	1072	1088	1104
				<b>Task Light T</b>	\$121.00	\$123.00
A1_616	60" X 16" X 37"	28.3	170	1048	1064	1079
				<b>Task Light T</b>	\$121.00	\$123.00

### Open Overhead Storage Unit



- Three cabinet compartments
- Four paper storage shelves
- 18-1/2" monitor clearance under cabinet
- Grommet in back panel

Freight Class: 125

A1_418	48" X 16" X 37"	24.3	166	915	929	942
				<b>Task Light T</b>	\$121.00	\$123.00

### Open Overhead Storage Unit

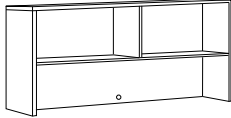


- Storage compartment
- Three paper storage shelves
- 18-1/2" monitor clearance under cabinet
- Grommet in back panel

Freight Class: 125

A1_416	42" X 16" X 37"	24.3	147	846	859	871
				<b>Task Light T</b>	\$121.00	\$123.00
A1_318	36" X 16" X 37"	15.3	131	832	844	857
				<b>Task Light T</b>	\$121.00	\$123.00
A1_316	30" X 16" X 37"	15.3	125	817	829	842
				<b>Task Light T</b>	\$121.00	\$123.00

### Open Overhead Storage Unit

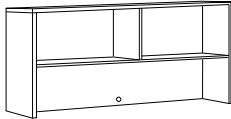


- Two cabinet compartments
- 21" monitor clearance under cabinet
- Grommet in back panel

Freight Class: 125

A1_717	72" X 16" X 37"	33.6	193	1007	1022	1037
				<b>Task Light T</b>	\$121.00	\$123.00
A1_617	66" X 16" X 37"	28.3	169	722	733	744
				<b>Task Light T</b>	\$121.00	\$123.00
A1_615	60" X 16" X 37"	28.3	150	685	695	706
				<b>Task Light T</b>	\$121.00	\$123.00

### Open Overhead Storage Unit

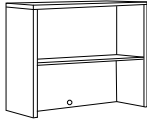


- Two cabinet compartments
- 21" monitor clearance under cabinet
- Grommet in back panel

Freight Class: 125

A1_417	48" X 16" X 37"	24.3	146	633	642	652
				<b>Task Light T</b>	\$121.00	\$123.00

### Open Overhead Storage Unit



- Storage compartment
- 21" monitor clearance under cabinet
- Grommet in back panel

Freight Class: 125

A1_415	42" X 16" X 37"	24.3	130	551	559	568
				<b>Task Light T</b>	\$121.00	\$123.00
A1_317	36" X 16" X 37"	15.3	111	516	524	531
				<b>Task Light T</b>	\$121.00	\$123.00
A1_315	30" X 16" X 37"	15.3	105	456	463	470
				<b>Task Light T</b>	\$121.00	\$123.00

### Overhead Bookcase



- 2 adjustable 1" thick shelves
- Fits 36" Lateral File, Multi File or Two-door Storage Cabinet

Freight Class: 125

A1_319	36" X 16" X 37"	15.3	125	695	705	716
--------	-----------------	------	-----	-----	-----	-----

ZONE PRICING	1	2	3
--------------	---	---	---

**STORAGE & FILING:**

**Mobile Pedestal**

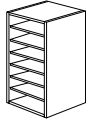


- Fits under work surfaces
- Box/Box/File pedestal
- Pre-installed, black filing hardware
- Legal or letter filing
- Single-key front locking
- Four casters, two locking
- See additional mobile pedestals on page 135

Freight Class: 100

<b>H_ 212BF</b>	16" X 27.25"	Cubic Ft:10.3	Ship Weight:105	<b>835</b>	<b>848</b>	<b>860</b>
<b>PULLS:</b>	BRUSHED CHROME <b>HW</b>	EBONY <b>HE</b>	BRIGHT BRASS <b>HB</b>	OVAL NICKEL <b>HD</b>		

**Compact Organizer**



- Rests on credenza, return, etc.
- Fits beneath overheads without paper storage
- Five pullout paper shelves
- One pullout accessory tray with tape dispenser
- Specify finish only

Freight Class: 100

<b>HW_CO</b>	11" X 13" X 22"	Cubic Ft:2.1	Ship Weight:40	<b>321</b>	<b>326</b>	<b>331</b>
--------------	-----------------	--------------	----------------	------------	------------	------------

**Two-Drawer Lateral File**




- Two file drawers, legal or letter filing
- Pre-installed black filing hardware
- Front locking
- Anti-tilt counterweight standard
- Hardwood bottom support rail secured with metal bracket at each end

Freight Class: 100

<b>A1_ 346</b>	<b>QS</b>	36.5" X 24" X 29.5"	Cubic Ft:19.8	Ship Weight:194	<b>1159</b>	<b>1176</b>	<b>1194</b>
<b>PULLS:</b>	BRUSHED CHROME <b>A1W</b>	EBONY <b>A1E</b>	BRIGHT BRASS <b>A1B</b>	OVAL NICKEL <b>A1D</b>	<b>EXTRA THICK BOTTOM</b> \$160.00 <b>H</b>		
			<b>QS FINISHES</b>	<b>FMGP</b>	<b>WC</b>	<b>QS PULLS</b>	<b>W</b>

**MultiFile**

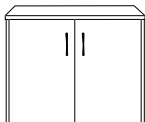


- Lateral file drawer with lock
- File drawer
- Two box drawers
- Hot Projects Access SLOT
- Pre-installed black filing hardware
- Legal or letter filing

Freight Class: 125

<b>A1_ 735</b>		36.5" X 24" X 29.5"	Cubic Ft:19.8	Ship Weight:205	<b>1163</b>	<b>1180</b>	<b>1198</b>
<b>PULLS:</b>	BRUSHED CHROME <b>A1W</b>	EBONY <b>A1E</b>	BRIGHT BRASS <b>A1B</b>	OVAL NICKEL <b>A1D</b>	<b>EXTRA THICK BOTTOM</b> \$80.00 <b>H</b>		

**Two-Door Storage Cabinet**

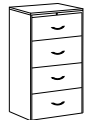


- Two hinged drawers
- One adjustable shelf
- Leveling glides
- Inside dimensions: 34" x 21" x 24"

Freight Class: 125

<b>A1_ 732</b>		36.5" X 24" X 29.5"	Cubic Ft:19.8	Ship Weight:141	<b>923</b>	<b>937</b>	<b>951</b>
<b>PULLS:</b>	BRUSHED CHROME <b>A1W</b>	EBONY <b>A1E</b>	BRIGHT BRASS <b>A1B</b>	OVAL NICKEL <b>A1D</b>			

**Four-Drawer Lateral File**



- Four lateral file drawers, legal or letter filing
- Pre-installed black filing hardware
- Central locking (lock on front)
- Anti-tilt mechanism prevents more than one drawer opening at one time
- Hardwood bottom support rail secured with metal bracket at each end

Freight Class: 100

<b>A1_ 426</b>		30.75" X 20.75" X 57.25"	Cubic Ft:27.9	Ship Weight:259	<b>2169</b>	<b>2202</b>	<b>2234</b>
<b>PULLS:</b>	BRUSHED CHROME <b>A1W</b>	EBONY <b>A1E</b>	BRIGHT BRASS <b>A1B</b>	OVAL NICKEL <b>A1D</b>	<b>EXTRA THICK BOTTOM</b> \$320.00 <b>H</b>		

CONTEMPORARY LAMINATE



ZONE  
PRICING

1

2

3

### Three-Drawer Lateral File



- Three lateral file drawers, legal or letter filing
- Pre-installed black filing hardware
- Central locking (lock on front)
- Anti-tilt mechanism prevents more than one drawer opening at one time
- Hardwood bottom support rail secured with metal bracket at each end

Freight Class: 100

#### A1\_3036

30.75" X 20.75" X 45"

Cubic Ft:27.9

Ship Weight:202

1535

1558

1581

PULLS: BRUSHED CHROME **A1W** EBONY **A1E** BRIGHT BRASS **A1B** OVAL NICKEL **A1D**

EXTRA THICK BOTTOM \$160.00 **H**

### Storage Cabinet



- Storage compartment 34" x 19-5/8" x 34"
- Two adjustable shelves in storage compartment
- Two lateral file drawers, legal or letter filing
- Front-locking file cabinet
- Hardwood bottom support rail secured with metal bracket at each end

Freight Class: 125

#### A1\_65STOR

QS

36" X 24" X 66.5"

Cubic Ft:43.1

Ship Weight:309

1868

1896

1924

PULLS: BRUSHED CHROME **A1W** EBONY **A1E** BRIGHT BRASS **A1B** OVAL NICKEL **A1D**

EXTRA THICK BOTTOM \$160.00 **H**

QS FINISHES **FMGP** **WC**

QS PULLS **W**

### Wardrobe



- Coat rod mounted side-to-side
- Adjustable shelf near bottom
- A1\_65WDL - Hinge on left
- A1\_65WDR - Hinge on right

Freight Class: 125

#### A1\_65WDL

24" X 24" X 66.5"

Cubic Ft:31.6

Ship Weight:134

1485

1507

1530

#### A1\_65WDR

24" X 24" X 66.5"

Cubic Ft:31.6

Ship Weight:134

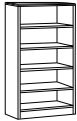
1485

1507

1530

PULLS: BRUSHED CHROME **A1W** EBONY **A1E** BRIGHT BRASS **A1B** OVAL NICKEL **A1D**

### Five Shelf Bookcase



- 84"=5 adjustable shelves
- 72"=4 adjustable shelves
- 60"=3 adjustable shelves
- Bottom shelf fixed
- All shelves 1" thick
- Back panel finished one side

Freight Class: 125

#### A1\_84

36" X 12" X 84.5"

Cubic Ft:28.6

Ship Weight:182

1046

1062

1077

#### A1\_72

36" X 12" X 72.5"

Cubic Ft:23.1

Ship Weight:154

900

914

927

#### A1\_60

36" X 12" X 60.5"

Cubic Ft:20.7

Ship Weight:125

861

874

887

### Three Shelf Bookcase



- Two adjustable shelves
- Bottom shelf fixed
- All shelves 1" thick
- Back panel finished one side

Freight Class: 125

#### A1\_48

36" X 12" X 48.5"

Cubic Ft:10.8

Ship Weight:88

629

638

648

#### A1\_36

36" X 12" X 36.5"

Cubic Ft:12.5

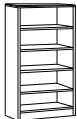
Ship Weight:89

590

599

608

### Five Shelf Bookcase



- Three adjustable shelves
- Bottom and second-from-bottom shelves fixed
- All shelves 1" thick
- Back panel 3/4" thick, finished both sides

Freight Class: 125

#### A1\_65

QS

36" X 16" X 66.5"

Cubic Ft:28.9

Ship Weight:212

870

883

896

QS FINISHES **FMGP** **WC**

### Bookcase with Doors



- Two-door storage area
- One adjustable and one fixed shelf behind doors
- Two adjustable and one fixed shelf above doors
- 1" thick shelves
- Back panel 3/4" thick, finished both sides

Freight Class: 125

#### A1\_652D

36" X 16" X 66.5"

Cubic Ft:28.9

Ship Weight:232

1175

1193

1210

PULLS: BRUSHED CHROME **A1W** EBONY **A1E** BRIGHT BRASS **A1B** OVAL NICKEL **A1D**

TOP/BASE FINISHES

ASPEN **AP** | NATURAL MAPLE **FM** | WINDSOR CHERRY **WC** | MAHOGANY **M** |

BASE ONLY FINISHES

GRAPHITE **GP** | GREY **G** | ESPRESSO **X** | MEDIUM OAK **O** | PEARWOOD **PW** | BLACK **E** | CLASSIC CHERRY **CC** |

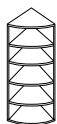
SIN 711-2

**ATLAS**

ZONE PRICING

**1 2 3**

**Curved Corner Bookcase - 66-1/2" High**

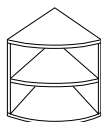


- Fits in corner at end of workstation
- Five shelf storage
- Four adjustable shelves
- Bottom shelf fixed
- All shelves 1" thick
- AdvantEdge front edge

Freight Class: 125

<b>A1_CB65</b>	24" X 24" X 66.5"	Cubic Ft:31.6	Ship Weight:192	<b>1060</b>	<b>1076</b>	<b>1092</b>
----------------	-------------------	---------------	-----------------	-------------	-------------	-------------

**Curved Corner Bookcase - 29" High**



- Fits in corner of workstation
- Middle Shelf adjustable
- All shelves 1" thick
- AdvantEdge front edge

Freight Class: 125

<b>A1_CB29</b>	24" X 24" X 29.5"	Cubic Ft:20.0	Ship Weight:123	<b>929</b>	<b>943</b>	<b>957</b>
----------------	-------------------	---------------	-----------------	------------	------------	------------

**Mobile Audio/Visual Cabinet**



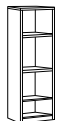
- Full-opening doors
- Upper/lower locks
- Up to 29", 150-lb. TV
- Pullout 360-degree swivel TV shelf
- Adjustable VCR shelf at top
- Two adjustable shelves in bottom
- Shelf & back grommets
- 400-lb. capacity
- Handhold for easy movement
- Casters for mobility

Freight Class: 125

<b>A1_65AV</b>	36.5" X 24" X 66.5"	Cubic Ft:43.1	Ship Weight:309	<b>2555</b>	<b>2593</b>	<b>2632</b>
----------------	---------------------	---------------	-----------------	-------------	-------------	-------------

**PULLS:** BRUSHED CHROME **A1W** | EBONY **A1E** | BRIGHT BRASS **A1B** | OVAL NICKEL **A1D**

**Mobile Media Stand**



- Three adjustable shelves
- Cords drop behind shelves
- Grommets in back for wire management
- Casters for mobility
- Hand hold for easy movement

Freight Class: 125

<b>A1_MMS</b>	24" X 24" X 66.5"	Cubic Ft:31.6	Ship Weight:136	<b>1285</b>	<b>1304</b>	<b>1324</b>
---------------	-------------------	---------------	-----------------	-------------	-------------	-------------

**Mobile Height-Adjustable Pie Shape Table**



- Pie-shape top
- 10" pneumatic height adjustment for standing or sitting work area
- Five-star base with locking casters
- Freestanding

Freight Class: 125

<b>A1_ET24</b>	24" X 28" X #VALUE!"	Cubic Ft:16.7	Ship Weight:46	<b>888</b>	<b>901</b>	<b>915</b>
----------------	----------------------	---------------	----------------	------------	------------	------------

<b>A1_ET30</b>	30" X 35" X #VALUE!"	Cubic Ft:16.7	Ship Weight:58	<b>932</b>	<b>946</b>	<b>960</b>
----------------	----------------------	---------------	----------------	------------	------------	------------

**Mobile Height-Adjustable Bullet Shape Table**



- Bullet-shape top
- 10" pneumatic height adjustment for standing or sitting work area
- Five-star base with locking casters
- Freestanding

Freight Class: 125

<b>A1_MT24</b>	28" X 24" X #VALUE!"	Cubic Ft:16.7	Ship Weight:50	<b>751</b>	<b>762</b>	<b>774</b>
----------------	----------------------	---------------	----------------	------------	------------	------------

<b>A1_MT30</b>	30" X 28" X #VALUE!"	Cubic Ft:16.7	Ship Weight:66	<b>822</b>	<b>834</b>	<b>847</b>
----------------	----------------------	---------------	----------------	------------	------------	------------

CONTEMPORARY LAMINATE



## CHARACTERISTICS

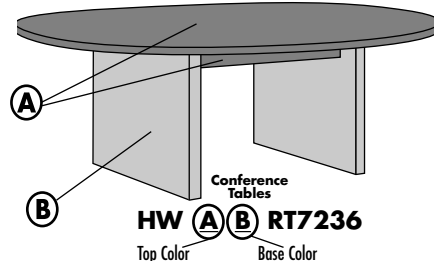
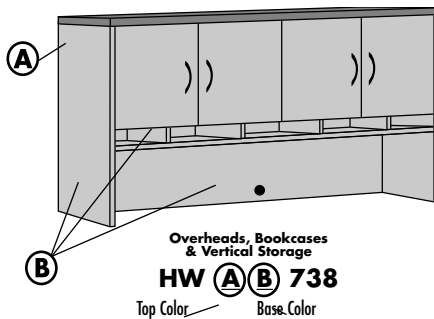
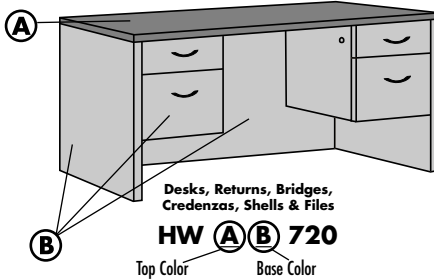
Hyperwork modular casegoods offer extensive choice for design flexibility, adapting to various building layouts, business structures and personal work requirements. The details below will help you understand the key components of Hyperwork.

## FINISHES

– ALL COLORS ARE THE SAME PRICE – All finishes are thermally fused laminates unless otherwise noted. **A high pressure laminate top option is available for a 15% pricing upcharge and a six-week lead time will apply.** High pressure laminate tops are only offered in **Windsor Cherry, Mahogany and Grey.** Contact your customer service representative to discuss specific high pressure laminate needs and to obtain delivery quotes. To order high-pressure laminate tops on Hyperwork items in Windsor Cherry, Mahogany or Grey, add 4 after the H and add 15% to the list price of the item. **Example:** H4WM720

## FINISH COLORS

AP	Aspen	PW	Pearwood
E	Black	WC	Windsor Cherry
FM	Natural Maple	G	Grey
GP	Graphite	X	Espresso
M	Mahogany	CC	Classic Cherry
O	Medium Oak		



Conference tables tops NOT available in Pearwood and Black finishes.

## PEDESTALS & FILE CABINETS

All cases are ¾" thick core with thermally fused laminate on both sides and full 3 millimeter PVC AdvantEdge banding. Choose full or ¾ height pedestals. Full modesty panels included. Units fully assembled with dowels, glue, metal brackets, screws and mechanical fasteners.

## TOPS

All tops are 1" thick with thermally fused laminate surface, proper backing and full 3 millimeter PVC AdvantEdge banding as required. All bridge and return tops feature common gain direction with connecting units. High pressure laminate tops available.

## PULL OPTIONS

Choose curvilinear pulls in brushed chrome, ebony or bright brass or oval nickel drawer/door pulls all constructed of solid metal. When ordering, use the corresponding pull designator at the beginning of the model number.

HW	Brushed Chrome
HE	Ebony
HB	Bright Brass
HD	Oval Nickel

## DRAWERS

All drawer fronts are constructed of ¾" thick core with thermally fused laminate on both sides and full 3 millimeter PVC AdvantEdge banding as required. Drawer sides are ½" thick vinyl wrap with oak grain pattern. Drawer bottoms are ⅛" thick hardboard with oak grain pattern.

- All box and center drawers suspended on smooth-action steel, ball-bearing slides ¾" extension
- File and lateral file drawers mounted on heavy-duty, ball-bearing, full-extension slides
- All file and lateral file drawers constructed for suspended filing with 25 lb. maximum weight for bottom-loading
- Drawers constructed with 5 sides for extra strength and durability. Drawer front is the fifth side and is removable for field-repair or hardware additions

## FILING

- All file drawers include pre-installed, black filing hardware with easy-adjust crossbar
- All file drawers accommodate letter-size filing front-to-back and letter- or legal-size filing side-to-side
- All lateral file drawers accommodate letter or legal-size filing side-to-side and letter or legal size filing front-to-back

## WIRE MANAGEMENT

See features for number of grommets and location. Additional grommets can be added for extended wire management capability at \$106 list per grommet. Includes factory cut and installed grommet and black sleeve. Call for special quote. Specify location and quote number with order.

## LOCKS

- Desk/credenza pedestals feature single-key side locking, keyed alike
- Two drawer lateral file features single-key front locking and counter weight
- Four-drawer lateral file features central locking and anti-tilt mechanism
- Two and four-drawer lateral files keyed alike
- All locks are keyed identical unless otherwise specified
- "Key Different" option is \$21 list upcharge per lock. Locks/cores packaged to customer requirements
- Additional lead time for "Key Different"
- For optional locking on overhead storage units with wood doors and no inserts, add Y to the end of the model number and add \$150 to the list price of units with four doors or \$75 for units with two adjoining doors

## QUICKSHIP

Quick Ship is not available on any items ordered with option.

## ACCESSORIES *Factory Installed*

Certain accessories can be ordered installed prior to shipment. Add letter designator (C or K) at end of the desk or credenza model number:

C	Center Drawer -Example: HWWC720C
K	Keyboard Platform Example: HWWC660K
T	Task Light Example: HWWC738T

## PANELS

End panels are 1" thick core with thermally fused laminate on both sides and full 3 millimeter PVC AdvantEdge banding as required. Full modesty panels are ¾" thick core with thermally fused laminate on both sides and full 3 millimeter PVC AdvantEdge banding as required. Heavy-duty adjustable nylon leveling glides furnished. 4" steel plate for glides.

## PACKAGING

All units are properly packed in heavy-duty cartons with reinforced corner pads. All packaging conforms to, or exceeds, specifications as outlined in the Uniform Freight Classification.

## PALLETIZATION

See page 3.

## CARE AND CLEANING INSTRUCTIONS

Normal cleaning: Clean using a soft cloth and a good window cleaner which contains no ammonia, followed by wiping dry using a dry soft cloth.

Specifications subject to change without notice.



FINISH SELECTION

NATURAL MAPLE **FM** | WINDSOR CHERRY **WC** | MAHOGANY **M** | GRAPHITE **GP** |  
 MEDIUM OAK **O** | ASPEN **AP** | PEARWOOD **PW** | BLACK **E** | ESPRESSO **X** | GREY **G** |  
 CLASSIC CHERRY **CC** |

SIN 711-2 **HYPERWORK**

ZONE  
PRICING


**1**

**2**

**3**

**CONFIGURATIONS:**

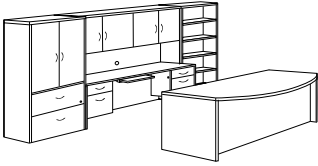
**Executive U Unit**



72" x 108" x 65-1/2"

DESCRIPTION	MODEL NUMBER	QT	FT. CLASS	CUBIC FT.	SHIP WEIGHT					
<i>Right Pedestal Desk</i>	H_721R 72" X 36" X 29"	1	125	51.6	250	1187	1205	1223		
<i>Bridge</i>	HW_485 48" X 24" X 29"	1	100	4.0	66	412	418	424		
<i>Left Pedestal Credenza</i>	H_725L 72" X 24" X 29"	1	125	35.7	184	1028	1043	1059		
<i>Overhead Storage Unit with Doors</i>	H_737 72" X 16" X 36.5"	1	125	33.6	221	1170	1188	1205		
<i>Task Light</i>	TL2P 19.5" X 3.25" X 1.25"	1	200	1.0	3	121	123	125		
<b>TOTAL:</b>						125.90	724	<b>3918</b>	<b>3977</b>	<b>4036</b>

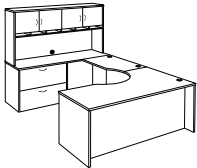
**Executive Office With Extra Storage**



144" x 108" x 65-1/2"

DESCRIPTION	MODEL NUMBER	QT	FT. CLASS	CUBIC FT.	SHIP WEIGHT					
<i>Double Pedestal Desk with Bow Front</i>	H_720B 72" X 36" X 29"	1	125	51.6	280	1575	1599	1622		
<i>Computer Credenza</i>	H_744 72" X 24" X 29"	1	125	35.7	275	1233	1251	1270		
<i>Overhead Storage Unit with Doors</i>	H_737 72" X 16" X 36.5"	1	125	33.6	221	1170	1188	1205		
<i>Five Shelf Bookcase</i>	HW_65 36" X 12" X 65.5"	1	125	31.8	205	844	857	869		
<i>Storage Cabinet with Lateral File</i>	H_65STOR 36" X 24" X 65.5"	1	125	40.3	300	1627	1651	1676		
<b>TOTAL:</b>						193.00	1281	<b>6449</b>	<b>6546</b>	<b>6642</b>

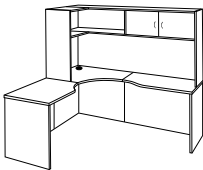
**Executive U Unit with Curved Corner Desk**



72" x 108" x 65-1/2"

DESCRIPTION	MODEL NUMBER	QT	FT. CLASS	CUBIC FT.	SHIP WEIGHT					
<i>Curved Corner Desk</i>	H_462R 72" X 30" X 29"	1	125	58.9	299	1651	1676	1701		
<i>Asymmetrical Bridge</i>	HW_495L 42" X 24" X 29"	1	100	4.0	56	457	464	471		
<i>Left Lateral File Credenza</i>	H_733L 72" X 24" X 29"	1	125	35.7	229	1309	1329	1348		
<i>Overhead Storage Unit with Doors and Paper Storage Shelves</i>	H_738 72" X 16" X 36.5"	1	125	33.6	240	1492	1514	1537		
<b>TOTAL:</b>						132.20	824	<b>4909</b>	<b>4983</b>	<b>5057</b>

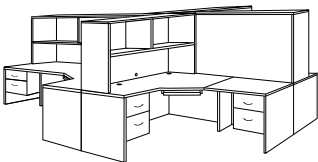
**Computer Station with Corner Module**



72" x 72" x 65-1/2"

DESCRIPTION	MODEL NUMBER	QT	FT. CLASS	CUBIC FT.	SHIP WEIGHT					
<i>Corner Module</i>	HW_448 36" X 36" X 29"	1	150	27.2	122	634	644	653		
<i>Left Asymmetrical Shell</i>	HW_193624L 36" X 24" X 29"	1	125	19.8	105	506	514	521		
<i>Right Asymmetrical Shell</i>	HW_193624R 36" X 24" X 29"	1	125	19.8	105	506	514	521		
<i>Left Corner Hutch with Doors</i>	H_CH7236L 72" X 36" X 36.5"	1	125	45.2	253	1595	1619	1643		
<b>TOTAL:</b>						112.00	585	<b>3241</b>	<b>3291</b>	<b>3338</b>

**Cluster Work Station (4 People)**



144" X 144" X 65.5

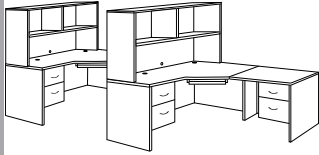
DESCRIPTION	MODEL NUMBER	QT	FT. CLASS	CUBIC FT.	SHIP WEIGHT					
<i>Computer Corner Desk Left Pedestal</i>	H_451L 72" X 24" X 29"	4	125	206.4	1076	6604	6704	6804		
<i>Right Pedestal Compact Return</i>	H_452R 36" X 24" X 29"	4	125	86	528	3220	3268	3316		
<i>Open Overhead Storage Unit</i>	HW_717 72" X 16" X 36.5"	4	125	134.4	724	3988	4048	4108		
<b>TOTAL:</b>						426.80	2328	<b>13812</b>	<b>14020</b>	<b>14228</b>

CONTEMPORARY LAMINATE



ZONE PRICING	1	2	3
--------------	---	---	---

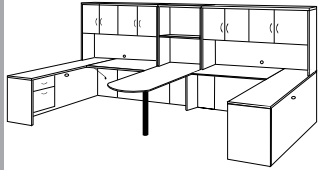
### MultiStation with Privacy (2 People)



144" X 72" X 65.5"

DESCRIPTION	MODEL NUMBER	QT	FT. CLASS	CUBIC FT.	SHIP WEIGHT			
<i>Right Pedestal Compact Return</i>	H_452R 36" X 24" X 29"	2	125	44	264	1610	1634	1658
<i>Computer Corner Desk Left Pedestal</i>	H_451L 72" X 24" X 29"	2	125	104	538	3302	3352	3402
<i>Open Overhead Storage Unit</i>	HW_717 72" X 16" X 36.5"	2	125	68	362	1994	2024	2054
<b>TOTAL:</b>						<b>213.40</b>	<b>1164</b>	<b>6906 7010 7114</b>

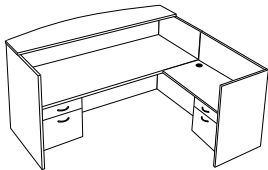
### Double Workstation (2 People)



180" X 72" X 65.5"

DESCRIPTION	MODEL NUMBER	QT	FT. CLASS	CUBIC FT.	SHIP WEIGHT			
<i>Bridge</i>	HW_485 48" X 24" X 29"	2	100	8	132	824	836	848
<i>Left Pedestal Credenza</i>	H_725L 72" X 24" X 29"	1	125	35.7	184	1028	1043	1059
<i>Right Pedestal Credenza</i>	H_725R 72" X 24" X 29"	1	125	35.7	184	1028	1043	1059
<i>Peninsula Desk</i>	HW_799 72" X 36" X 29"	1	125	51.6	155	840	853	865
<i>Overhead Storage Unit with Doors</i>	H_737 72" X 16" X 36.5"	2	125	68	442	2340	2376	2410
<i>Open Overhead Storage</i>	HW_317 36" X 16" X 36.5"	1	125	15.3	105	487	494	502
<b>TOTAL:</b>						<b>213.50</b>	<b>1202</b>	<b>6547 6645 6743</b>

### Reception Station

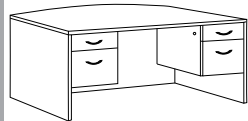


72" x 78" x 42"

DESCRIPTION	MODEL NUMBER	QT	FT. CLASS	CUBIC FT.	SHIP WEIGHT			
<i>Left Pedestal Reception Desk</i>	H_7230L 72" X 36" X 42"	1	125	63.9	343	1521	1544	1567
<i>Right Pedestal Reception Return</i>	H_2442R 42" X 24" X 41"	1	125	32.9	195	1015	1030	1045
<b>TOTAL:</b>						<b>96.80</b>	<b>538</b>	<b>2536 2574 2612</b>

### DESKS:

#### Double Pedestal Bow Front Desk

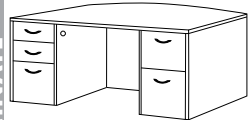


- Bow front top
- Box/File pedestals
- Pre-installed, black filing hardware
- Legal or letter filing
- Individually locking pedestals

Freight Class: 125

<b>H_720B</b>	<b>QS</b>	72" X 36" X 29"	Cubic Ft:51.6	Ship Weight:280	<b>1575</b>	<b>1599</b>	<b>1622</b>	
					<b>Center Drawer C</b>	173	176	178
					<b>Keyboard Platform K</b>	198	201	204
<b>PULLS:</b> BRUSHED CHROME <b>HW</b> EBONY <b>HE</b> BRIGHT BRASS <b>HB</b> OVAL NICKEL <b>HD</b>					<b>QS PULLS W</b>			
					<b>QS FINISHES WC</b>			

#### Double Full Pedestal Bow Front Desk

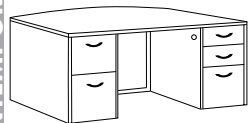


- Same description as above except:
- File/File left pedestal
- Box/Box/File right pedestal

Freight Class: 125

<b>H_720BF2BF</b>		72" X 36" X 29"	Cubic Ft:51.6	Ship Weight:330	<b>2000</b>	<b>2030</b>	<b>2060</b>	
					<b>Center Drawer C</b>	173	176	178
					<b>Keyboard Platform K</b>	198	201	204
<b>PULLS:</b> BRUSHED CHROME <b>HW</b> EBONY <b>HE</b> BRIGHT BRASS <b>HB</b> OVAL NICKEL <b>HD</b>								

#### Double Full Pedestal Bow Front Desk with Aluminum/Frosted Modesty Panel



- Bow front top
- Aluminum Frosted Modesty Panel
- Box/Box/File right pedestal
- File/File left pedestal
- Pre-installed, black filing hardware
- Legal or letter filing
- Locking pedestal

Freight Class: 125

<b>H_701BF2BF</b>		72" X 36" X 29"	Cubic Ft:51.6	Ship Weight:325	<b>2520</b>	<b>2558</b>	<b>2596</b>	
					<b>Center Drawer C</b>	173	176	178
					<b>Keyboard Platform K</b>	198	201	204
<b>PULLS:</b> BRUSHED CHROME <b>HW</b> EBONY <b>HE</b> BRIGHT BRASS <b>HB</b> OVAL NICKEL <b>HD</b>								

CONTEMPORARY LAMINATE

FINISH SELECTION

NATURAL MAPLE **FM** | WINDSOR CHERRY **WC** | MAHOGANY **M** | GRAPHITE **GP** |  
 MEDIUM OAK **O** | ASPEN **AP** | PEARWOOD **PW** | BLACK **E** | ESPRESSO **X** | GREY **G** |  
 CLASSIC CHERRY **CC** |

SIN 711-2 **HYPERWORK**

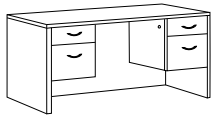
ZONE  
PRICING

1

2

3

**Double Pedestal Desk**

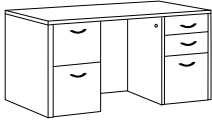


- Box/File pedestals
- Pre-installed, black filing hardware
- Legal or letter filing
- Individually locking pedestals

Freight Class: 125

H_	Model	Finish	Dimensions	Cubic Ft.	Ship Weight	1	2	3
H_	_720	QS	72" X 36" X 29"	51.6	289	1357	1377	1398
					Center Drawer <b>C</b>	173	176	178
					Keyboard Platform <b>K</b>	198	201	204
H_	_700		72" X 30" X 29"	44.4	259	1213	1231	1249
					Center Drawer <b>C</b>	173	176	178
					Keyboard Platform <b>K</b>	198	201	204
H_	_660		66" X 30" X 29"	40.2	249	1187	1205	1223
					Center Drawer <b>C</b>	173	176	178
					Keyboard Platform <b>K</b>	198	201	204
H_	_600		60" X 30" X 29"	36.7	235	1146	1163	1180
					Center Drawer <b>C</b>	161	163	166
					Keyboard Platform <b>K</b>	191	194	197
<b>PULLS:</b> BRUSHED CHROME <b>HW</b>   EBONY <b>HE</b>   BRIGHT BRASS <b>HB</b>   OVAL NICKEL <b>HD</b>						<b>QS PULLS</b>   <b>W</b>		
<b>QS FINISHES</b>   <b>WC</b>								

**Double Full Pedestal Desk**

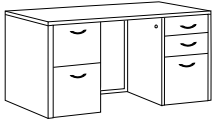


- Same description as above except:
- File/File left pedestal
- Box/Box/File right pedestal

Freight Class: 125

H_	Model	Finish	Dimensions	Cubic Ft.	Ship Weight	1	2	3
H_	_720F2BF		72" X 36" X 29"	51.6	330	1742	1768	1794
					Center Drawer <b>C</b>	173	176	178
					Keyboard Platform <b>K</b>	198	201	204
H_	_700F2BF		72" X 30" X 29"	44.4	299	1702	1728	1753
					Center Drawer <b>C</b>	173	176	178
					Keyboard Platform <b>K</b>	198	201	204
H_	_660F2BF		66" X 30" X 29"	40.2	289	1637	1662	1686
					Center Drawer <b>C</b>	173	176	178
					Keyboard Platform <b>K</b>	198	201	204
H_	_600F2BF		60" X 30" X 29"	36.7	280	1586	1610	1634
					Center Drawer <b>C</b>	161	163	166
					Keyboard Platform <b>K</b>	191	194	197
<b>PULLS:</b> BRUSHED CHROME <b>HW</b>   EBONY <b>HE</b>   BRIGHT BRASS <b>HB</b>   OVAL NICKEL <b>HD</b>								

**Double Full Pedestal Desk with Aluminum/Frosted Modesty Panel**

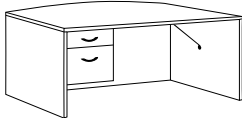


- Same description as above except:
- Aluminum/Frosted Modesty Panel

Freight Class: 125

H_	Model	Finish	Dimensions	Cubic Ft.	Ship Weight	1	2	3
H_	_701F2BF		72" X 36" X 29"	51.6	330	2257	2291	2325
					Center Drawer <b>C</b>	173	176	178
					Keyboard Platform <b>K</b>	198	201	204
<b>PULLS:</b> BRUSHED CHROME <b>HW</b>   EBONY <b>HE</b>   BRIGHT BRASS <b>HB</b>   OVAL NICKEL <b>HD</b>								

**Left Pedestal Bow Front Desk**

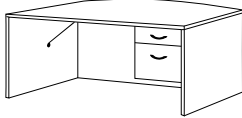


- Bow front top
- Box/File left pedestal
- Pre-installed, black filing hardware
- Legal or letter filing
- Side locking

Freight Class: 125

H_	Model	Finish	Dimensions	Cubic Ft.	Ship Weight	1	2	3
H_	_721LB		72" X 36" X 29"	51.6	250	1381	1402	1422
					Center Drawer <b>C</b>	161	163	166
					Keyboard Platform <b>K</b>	191	194	197
<b>PULLS:</b> BRUSHED CHROME <b>HW</b>   EBONY <b>HE</b>   BRIGHT BRASS <b>HB</b>   OVAL NICKEL <b>HD</b>								

**Right Pedestal Bow Front Desk**

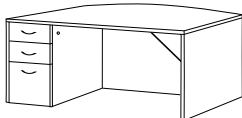


- Same description as above except:
- Box/File right pedestal

Freight Class: 125

H_	Model	Finish	Dimensions	Cubic Ft.	Ship Weight	1	2	3
H_	_721RB		72" X 36" X 29"	51.6	250	1381	1402	1422
					Center Drawer <b>C</b>	161	163	166
					Keyboard Platform <b>K</b>	191	194	197
<b>PULLS:</b> BRUSHED CHROME <b>HW</b>   EBONY <b>HE</b>   BRIGHT BRASS <b>HB</b>   OVAL NICKEL <b>HD</b>								

**Left Full Pedestal Bow Front Desk**



- Bow front top
- Box/Box/File left pedestal
- Pre-installed, black filing hardware
- Legal or letter filing
- Side locking

Freight Class: 125

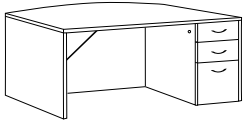
H_	Model	Finish	Dimensions	Cubic Ft.	Ship Weight	1	2	3
H_	_721LB2BF		72" X 36" X 29"	51.6	275	1580	1604	1627
					Center Drawer <b>C</b>	161	163	166
					Keyboard Platform <b>K</b>	191	194	197
<b>PULLS:</b> BRUSHED CHROME <b>HW</b>   EBONY <b>HE</b>   BRIGHT BRASS <b>HB</b>   OVAL NICKEL <b>HD</b>								

CONTEMPORARY LAMINATE



ZONE PRICING	1	2	3
--------------	---	---	---

### Right Full Pedestal Bow Front Desk



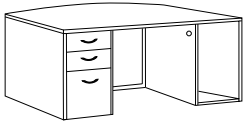
- Bow front top
- Box/Box/File right pedestal
- Pre-installed, black filing hardware
- Legal or letter filing
- Side locking

Freight Class: 125

<b>H_721RB2BF</b>	72" X 36" X 29"	Cubic Ft:51.6	Ship Weight:275	<b>1580</b>	<b>1604</b>	<b>1627</b>
				Center Drawer <b>C</b>	161	163
				Keyboard Platform <b>K</b>	191	194

<b>PULLS:</b>	BRUSHED CHROME <b>HW</b>	EBONY <b>HE</b>	BRIGHT BRASS <b>HB</b>	OVAL NICKEL <b>HD</b>
---------------	--------------------------	-----------------	------------------------	-----------------------

### Left Full Pedestal Bow Front Desk with Aluminum/Frosted Modesty Panel



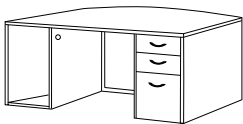
- Aluminum/Frosted Modesty Panel
- Box/Box/File left pedestal
- Open storage right pedestal
- Pre-installed, black filing hardware
- Legal or letter filing
- Locking pedestal

Freight Class: 125

<b>H_701LB2BF</b>	72" X 36" X 29"	Cubic Ft:51.6	Ship Weight:275	<b>2174</b>	<b>2207</b>	<b>2239</b>
				Center Drawer <b>C</b>	161	163
				Keyboard Platform <b>K</b>	191	194

<b>PULLS:</b>	BRUSHED CHROME <b>HW</b>	EBONY <b>HE</b>	BRIGHT BRASS <b>HB</b>	OVAL NICKEL <b>HD</b>
---------------	--------------------------	-----------------	------------------------	-----------------------

### Right Full Pedestal Bow Front Desk with Aluminum/Frosted Modesty Panel



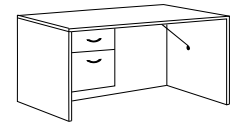
- Same description as above except:
- Box/Box/File right pedestal
- Open storage left pedestal

Freight Class: 125

<b>H_701RB2BF</b>	72" X 36" X 29"	Cubic Ft:51.6	Ship Weight:275	<b>2174</b>	<b>2207</b>	<b>2239</b>
				Center Drawer <b>C</b>	161	163
				Keyboard Platform <b>K</b>	191	194

<b>PULLS:</b>	BRUSHED CHROME <b>HW</b>	EBONY <b>HE</b>	BRIGHT BRASS <b>HB</b>	OVAL NICKEL <b>HD</b>
---------------	--------------------------	-----------------	------------------------	-----------------------

### Left Pedestal Desk



- Box/File left pedestal
- Pre-installed, black filing hardware
- Legal or letter filing
- Side locking

Freight Class: 125

<b>H_721L</b>	<b>QS</b>	72" X 36" X 29"	Cubic Ft:51.6	Ship Weight:250	<b>1187</b>	<b>1205</b>	<b>1223</b>
					Center Drawer <b>C</b>	161	163
					Keyboard Platform <b>K</b>	191	194

<b>H_700L</b>		72" X 30" X 29"	Cubic Ft:44.4	Ship Weight:225	<b>1091</b>	<b>1107</b>	<b>1124</b>
					Center Drawer <b>C</b>	161	163
					Keyboard Platform <b>K</b>	191	194

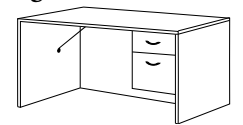
<b>H_651L</b>	<b>QS</b>	66" X 30" X 29"	Cubic Ft:40.6	Ship Weight:218	<b>1079</b>	<b>1095</b>	<b>1111</b>
					Center Drawer <b>C</b>	161	163
					Keyboard Platform <b>K</b>	191	194

<b>H_641L</b>		60" X 30" X 29"	Cubic Ft:36.7	Ship Weight:199	<b>946</b>	<b>960</b>	<b>974</b>
---------------	--	-----------------	---------------	-----------------	------------	------------	------------

<b>H_431L</b>		48" X 30" X 29"	Cubic Ft:30.1	Ship Weight:179	<b>865</b>	<b>878</b>	<b>891</b>
					Center Drawer <b>C</b>	161	163
					Keyboard Platform <b>K</b>	191	194

<b>PULLS:</b>	BRUSHED CHROME <b>HW</b>	EBONY <b>HE</b>	BRIGHT BRASS <b>HB</b>	OVAL NICKEL <b>HD</b>
			<b>QS FINISHES</b>	<b>WC</b>
			<b>QS PULLS</b>	<b>W</b>

### Right Pedestal Desk



- Same description as above except:
- Box/File right pedestal

Freight Class: 125

<b>H_721R</b>	<b>QS</b>	72" X 36" X 29"	Cubic Ft:51.6	Ship Weight:250	<b>1187</b>	<b>1205</b>	<b>1223</b>
					Center Drawer <b>C</b>	161	163
					Keyboard Platform <b>K</b>	191	194

<b>H_700R</b>		72" X 30" X 29"	Cubic Ft:44.4	Ship Weight:225	<b>1091</b>	<b>1107</b>	<b>1124</b>
					Center Drawer <b>C</b>	161	163
					Keyboard Platform <b>K</b>	191	194

<b>H_651R</b>	<b>QS</b>	66" X 30" X 29"	Cubic Ft:40.6	Ship Weight:218	<b>1079</b>	<b>1095</b>	<b>1111</b>
					Center Drawer <b>C</b>	161	163
					Keyboard Platform <b>K</b>	191	194

<b>H_641R</b>		60" X 30" X 29"	Cubic Ft:36.7	Ship Weight:199	<b>946</b>	<b>960</b>	<b>974</b>
---------------	--	-----------------	---------------	-----------------	------------	------------	------------

<b>H_431R</b>		48" X 30" X 29"	Cubic Ft:30.1	Ship Weight:179	<b>865</b>	<b>878</b>	<b>891</b>
					Center Drawer <b>C</b>	161	163
					Keyboard Platform <b>K</b>	191	194

<b>PULLS:</b>	BRUSHED CHROME <b>HW</b>	EBONY <b>HE</b>	BRIGHT BRASS <b>HB</b>	OVAL NICKEL <b>HD</b>
			<b>QS FINISHES</b>	<b>WC</b>
			<b>QS PULLS</b>	<b>W</b>

CONTEMPORARY LAMINATE

FINISH SELECTION

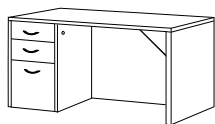
NATURAL MAPLE **FM** | WINDSOR CHERRY **WC** | MAHOGANY **M** | GRAPHITE **GP** |  
 MEDIUM OAK **O** | ASPEN **AP** | PEARWOOD **PW** | BLACK **E** | ESPRESSO **X** | GREY **G** |  
 CLASSIC CHERRY **CC** |

SIN 711-2 **HYPERWORK**

ZONE  
PRICING

**1**   **2**   **3**

**Left Full Pedestal Desk**



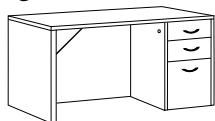
- Box/Box/File left pedestal
- Pre-installed, black filing hardware
- Legal and/or letter filing
- Side locking pedestal

Freight Class: 125

Model	Dimensions	Cubic Ft.	Ship Weight	Center Drawer C	Keyboard Platform K	1	2	3
H_721L2BF	72" X 36" X 29"	51.6	275	161	191	1325	1345	1365
				163	194			
				166	197			
H_700L2BF	72" X 30" X 29"	44.4	250	161	191	1284	1303	1323
				163	194			
				166	197			
H_651L2BF	66" X 30" X 29"	40.2	243	161	191	1239	1258	1276
				163	194			
				166	197			
H_641L2BF	60" X 30" X 29"	36.7	224	161	191	1058	1074	1090
				163	194			
				166	197			
H_431L2BF	48" X 30" X 29"	30.1	192	161	191	947	961	975
				163	194			
				166	197			

**PULLS:** BRUSHED CHROME **HW**   EBONY **HE**   BRIGHT BRASS **HB**   OVAL NICKEL **HD**

**Right Full Pedestal Desk**




- Same description as above except:
- Box/Box/File right pedestal

Freight Class: 125

Model	Dimensions	Cubic Ft.	Ship Weight	Center Drawer C	Keyboard Platform K	1	2	3
H_721R2BF	72" X 36" X 29"	51.6	275	161	191	1325	1345	1365
				163	194			
				166	197			
H_700R2BF	72" X 30" X 29"	44.4	250	161	191	1284	1303	1323
				163	194			
				166	197			
H_651R2BF	66" X 30" X 29"	40.2	243	161	191	1239	1258	1276
				163	194			
				166	197			
H_641R2BF	60" X 30" X 29"	36.7	224	161	191	1058	1074	1090
				163	194			
				166	197			
H_431R2BF	48" X 30" X 29"	30.1	192	161	191	947	961	975
				163	194			
				166	197			

**PULLS:** BRUSHED CHROME **HW**   EBONY **HE**   BRIGHT BRASS **HB**   OVAL NICKEL **HD**

**Left Full Pedestal Desk with Aluminum/Frosted Modesty Panel**



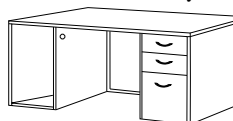
- Aluminum/Frosted Modesty Panel
- Box/Box/File left pedestal
- Open storage right pedestal
- Pre-installed, black filing hardware
- Legal or letter filing
- Locking pedestal

Freight Class: 125

Model	Dimensions	Cubic Ft.	Ship Weight	Center Drawer C	Keyboard Platform K	1	2	3
H_701L2BF	72" X 36" X 29"	51.6	275	161	191	2066	2097	2128
				163	194			
				166	197			

**PULLS:** BRUSHED CHROME **HW**   EBONY **HE**   BRIGHT BRASS **HB**   OVAL NICKEL **HD**

**Right Full Pedestal Desk with Aluminum/Frosted Modesty Panel**



- Same description as above except:
- Box/Box/File right pedestal
- Open storage left pedestal

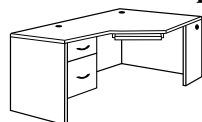
Freight Class: 125

Model	Dimensions	Cubic Ft.	Ship Weight	Center Drawer C	Keyboard Platform K	1	2	3
H_701R2BF	72" X 36" X 29"	51.6	275	161	191	2066	2097	2128
				163	194			
				166	197			

**PULLS:** BRUSHED CHROME **HW**   EBONY **HE**   BRIGHT BRASS **HB**   OVAL NICKEL **HD**

**CORNER DESKS:**

**Left Pedestal Computer Corner Desk**



- Easy computer pullup
- Keyboard platform standard
- Locking Box/File left pedestal
- Pre-installed, black filing hardware
- Legal or letter filing
- Two grommets in top, two in modesty panel and one in half leg

Freight Class: 125

Model	Dimensions	Cubic Ft.	Ship Weight	Center Drawer C	Keyboard Platform K	1	2	3
H_451L	72" X 24" X 29"	51.6	269	161	191	1651	1676	1701
				163	194			
				166	197			

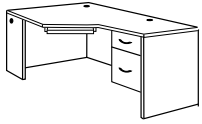
**PULLS:** BRUSHED CHROME **HW**   EBONY **HE**   BRIGHT BRASS **HB**   OVAL NICKEL **HD**

CONTEMPORARY LAMINATE



ZONE PRICING	1	2	3
--------------	---	---	---

### Right Pedestal Computer Corner Desk



- Same description as above except:
- Locking Box/File right pedestal

H_451R	72" X 24" X 29"	Cubic Ft:51.6	Ship Weight:269	1651	1676	1701
--------	-----------------	---------------	-----------------	------	------	------

<b>PULLS:</b>	BRUSHED CHROME <b>HW</b>	EBONY <b>HE</b>	BRIGHT BRASS <b>HB</b>	OVAL NICKEL <b>HD</b>
---------------	--------------------------	-----------------	------------------------	-----------------------

Freight Class: 125

### Left Full Pedestal Computer Corner Desk



- Easy computer pullup
- Keyboard platform standard
- Locking Box/Box/File left pedestal
- Pre-installed, black filing hardware
- Legal or letter filing
- Two grommets in top, two in modesty panel and one in half leg

H_451L2BF	72" X 24" X 29"	Cubic Ft:51.6	Ship Weight:294	1812	1839	1866
-----------	-----------------	---------------	-----------------	------	------	------

<b>PULLS:</b>	BRUSHED CHROME <b>HW</b>	EBONY <b>HE</b>	BRIGHT BRASS <b>HB</b>	OVAL NICKEL <b>HD</b>
---------------	--------------------------	-----------------	------------------------	-----------------------

Freight Class: 125

### Right Full Pedestal Computer Corner Desk



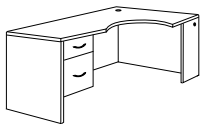
- Same description as above except:
- Locking Box/Box/File right pedestal

H_451R2BF	72" X 24" X 29"	Cubic Ft:51.6	Ship Weight:294	1812	1839	1866
-----------	-----------------	---------------	-----------------	------	------	------

<b>PULLS:</b>	BRUSHED CHROME <b>HW</b>	EBONY <b>HE</b>	BRIGHT BRASS <b>HB</b>	OVAL NICKEL <b>HD</b>
---------------	--------------------------	-----------------	------------------------	-----------------------

Freight Class: 125

### Left Pedestal Curved Corner Desk



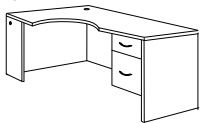
- Use with right asymmetrical bridge or shell w/19" connection
- Full-access worksurface
- Locking Box/File left Pedestal
- Pre-installed, black filing hardware
- Legal or letter filing
- One grommet in top, and one in half leg

H_462L	72" X 30" X 29"	Cubic Ft:58.9	Ship Weight:299	1651	1676	1701
--------	-----------------	---------------	-----------------	------	------	------

<b>PULLS:</b>	BRUSHED CHROME <b>HW</b>	EBONY <b>HE</b>	BRIGHT BRASS <b>HB</b>	OVAL NICKEL <b>HD</b>
---------------	--------------------------	-----------------	------------------------	-----------------------

Freight Class: 125

### Right Pedestal Curved Corner Desk



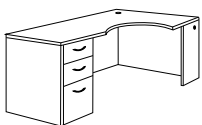
- Same description as above except:
- Locking Box/File right pedestal

H_462R	72" X 30" X 29"	Cubic Ft:58.9	Ship Weight:299	1651	1676	1701
--------	-----------------	---------------	-----------------	------	------	------

<b>PULLS:</b>	BRUSHED CHROME <b>HW</b>	EBONY <b>HE</b>	BRIGHT BRASS <b>HB</b>	OVAL NICKEL <b>HD</b>
---------------	--------------------------	-----------------	------------------------	-----------------------

Freight Class: 125

### Left Full Pedestal Curved Corner Desk



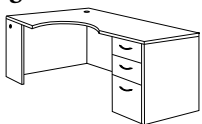
- Use with right asymmetrical bridge or shell w/19" connection
- Full-access worksurface
- Locking Box/Box/File left pedestal
- Pre-installed, black filing hardware
- Legal or letter filing
- One grommet in top, and one in half leg

H_462L2BF	72" X 30" X 29"	Cubic Ft:58.9	Ship Weight:324	1812	1839	1866
-----------	-----------------	---------------	-----------------	------	------	------

<b>PULLS:</b>	BRUSHED CHROME <b>HW</b>	EBONY <b>HE</b>	BRIGHT BRASS <b>HB</b>	OVAL NICKEL <b>HD</b>
---------------	--------------------------	-----------------	------------------------	-----------------------

Freight Class: 125

### Right Full Pedestal Curved Corner Desk



- Same description as above except:
- Locking Box/Box/File right pedestal

H_462R2BF	72" X 30" X 29"	Cubic Ft:58.9	Ship Weight:324	1812	1839	1866
-----------	-----------------	---------------	-----------------	------	------	------

<b>PULLS:</b>	BRUSHED CHROME <b>HW</b>	EBONY <b>HE</b>	BRIGHT BRASS <b>HB</b>	OVAL NICKEL <b>HD</b>
---------------	--------------------------	-----------------	------------------------	-----------------------

Freight Class: 125

FINISH SELECTION

NATURAL MAPLE **FM** | WINDSOR CHERRY **WC** | MAHOGANY **M** | GRAPHITE **GP** |  
 MEDIUM OAK **O** | ASPEN **AP** | PEARWOOD **PW** | BLACK **E** | ESPRESSO **X** | GREY **G** |  
 CLASSIC CHERRY **CC** |

ZONE  
PRICING


1

2

3

**PENINSULAS & P-TOP DESKS:**

**Peninsula Desk**



- Use with returns, bridges or rectangular shells
- Steel 4"-diameter black cylinder base with leveling glide
- End support panel

Freight Class: 125

**HW\_799**

**QS**

72" X 36" X 29"

Cubic Ft:51.6

Ship Weight:155

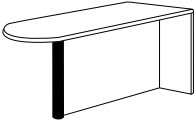
**840**

**853**

**865**

**QS FINISHES WC**

**Peninsula Desk with Modesty Panel**



- Use with returns, bridges or rectangular shells
- Steel 4"-diameter black cylinder base with leveling glide
- Full modesty panel
- End support panel

Freight Class: 125

**HW\_798**

72" X 36" X 29"

Cubic Ft:51.6

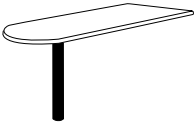
Ship Weight:185

**872**

**885**

**898**

**Peninsula Top and Column**



- Connect unsupported end to rectangular shell or credenza
- Steel 4"-diameter black cylinder base with leveling glide
- Requires assembly

Freight Class: 85

**HW\_797**

72" X 36" X 29"

Cubic Ft:15.6


Ship Weight:115

**688**

**698**

**709**

**Left P-Shape Desk**



- Use with bridges, right returns or rectangular shells
- Allows mini-conferencing within office
- Steel 4"-diameter black cylinder base with leveling glide
- End support panel

Freight Class: 125

**HW\_899L**

72" X 42" X 29"

Cubic Ft:58.9

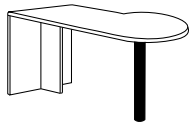
Ship Weight:160

**963**

**977**

**992**

**Right P-Shape Desk**



- Same descriptions as above except:
- Use with bridges, left returns or rectangular shells

Freight Class: 125

**HW\_899R**

72" X 42" X 29"

Cubic Ft:58.9

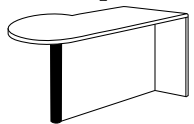
Ship Weight:160

**963**

**977**

**992**

**Left P-Shape Desk with Modesty Panel**



- Use with bridges, right returns or rectangular shells
- Allows mini-conferencing within office
- Steel 4"-diameter black cylinder base with leveling glide
- Full modesty panel
- End support panel

Freight Class: 250

**HW\_898L**

72" X 42" X 29"

Cubic Ft:58.9

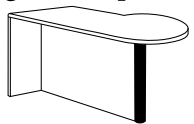
Ship Weight:190

**1020**

**1035**

**1051**

**Right P-Shape Desk with Modesty Panel**



- Same description as above except:
- Use with bridges, left returns or rectangular shells

Freight Class: 250

**HW\_898R**

72" X 42" X 29"

Cubic Ft:58.9

Ship Weight:190

**1020**

**1035**


**1051**

CONTEMPORARY LAMINATE



ZONE PRICING	1	2	3
--------------	---	---	---

### Left P-Shape Top and Column

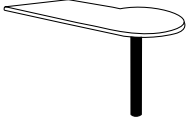


- Connect unsupported end to rectangular shell or right credenza
- Allows mini-conferencing within office
- Steel 4" diameter black cylinder base with leveling glide
- Requires assembly

Freight Class: 85

HW_897L	72" X 42" X 29"	Cubic Ft:18.2	Ship Weight:120	842	855	867
---------	-----------------	---------------	-----------------	-----	-----	-----

### Right P-Shape Top and Column




- Same description as above except:
- Connect unsupported end to rectangular shell or left credenza

Freight Class:85

HW_897R	72" X 42" X 29"	Cubic Ft:18.2	Ship Weight:120	842	855	867
---------	-----------------	---------------	-----------------	-----	-----	-----

## CREDENZAS:

### MultiFile Credenza



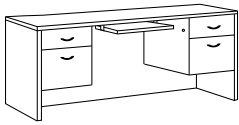
- One Lateral file drawer with lock
- One File drawer
- Pre-installed, black filing hardware
- Legal or letter filing
- Two box drawers
- HOT PROJECTS ACCESS SLOT
- H\_ \_735L - Left pedestal
- H\_ \_735R - Right pedestal

Freight Class: 125

H_ _735L (Left Shown)	72" X 24" X 29"	Cubic Ft:35.7	Ship Weight:261	1387	1408	1429
H_ _735R (Right)	72" X 24" X 29"	Cubic Ft:35.7	Ship Weight:261	1387	1408	1429

**PULLS:** BRUSHED CHROME **HW** EBONY **HE** BRIGHT BRASS **HB** OVAL NICKEL **HD** **EXTRA THICK BOTTOM** \$80.00 **H**

### Computer Credenza



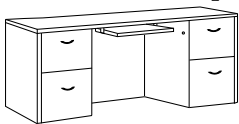
- Box/File pedestals
- Pre-installed, black filing hardware
- Legal or letter filing
- Keyboard platform standard
- Grommet in modesty panel
- Individually locking pedestals

Freight Class: 125

H_ _744	<b>QS</b> 72" X 24" X 29"	Cubic Ft:35.7	Ship Weight:275	1233	1251	1270
H_ _644	66" X 24" X 29"	Cubic Ft:32.8	Ship Weight:250	1191	1209	1227

**PULLS:** BRUSHED CHROME **HW** EBONY **HE** BRIGHT BRASS **HB** OVAL NICKEL **HD** **QS FINISHES WC** **QS PULLS W**

### Full Pedestal Computer Credenza



- Same description as above except:
- File/File pedestals

Freight Class: 125

H_ _744F	72" X 24" X 29"	Cubic Ft:35.7	Ship Weight:305	1484	1506	1529
H_ _644F	66" X 24" X 29"	Cubic Ft:32.8	Ship Weight:280	1439	1461	1482

**PULLS:** BRUSHED CHROME **HW** EBONY **HE** BRIGHT BRASS **HB** OVAL NICKEL **HD**

### Double Lateral File Credenza



- Four full-size lateral file drawers
- Pre-installed, black filing hardware
- Legal or letter filing
- Front locking

Freight Class: 125

H_ _733	72.5" X 24" X 29"	Cubic Ft:35.7	Ship Weight:299	1773	1800	1826
---------	-------------------	---------------	-----------------	------	------	------

**PULLS:** BRUSHED CHROME **HW** EBONY **HE** BRIGHT BRASS **HB** OVAL NICKEL **HD** **EXTRA THICK BOTTOM** \$320.00 **H**

### Left Lateral File/ Bookcase Credenza



- Two full-size lateral file drawers left
- Front locking lateral file
- Pre-installed, black filing hardware
- Legal or letter filing
- Bookcase with doors and adjustable shelf right
- Bookcase compartment dimensions: 34" x 21" x 25"

Freight Class: 125

H_ _BK733L	72.5" X 24" X 29"	Cubic Ft:35.7	Ship Weight:306	1595	1619	1643
------------	-------------------	---------------	-----------------	------	------	------

**PULLS:** BRUSHED CHROME **HW** EBONY **HE** BRIGHT BRASS **HB** OVAL NICKEL **HD** **EXTRA THICK BOTTOM** \$160.00 **H**



FINISH SELECTION

NATURAL MAPLE **FM** | WINDSOR CHERRY **WC** | MAHOGANY **M** | GRAPHITE **GP** |  
 MEDIUM OAK **O** | ASPEN **AP** | PEARWOOD **PW** | BLACK **E** | ESPRESSO **X** | GREY **G** |  
 CLASSIC CHERRY **CC** |


ZONE  
PRICING

1

2

3

**Right Lateral File/ Bookcase Credenza**



- Same description as above except:
- Lateral file on right
- Bookcase on left

Freight Class: 125

<b>H_ BK733R</b>	72.5" X 24" X 29"	Cubic Ft:35.7	Ship Weight:306	<b>1595</b>	<b>1619</b>	<b>1643</b>
<b>PULLS:</b>	BRUSHED CHROME <b>HW</b>	EBONY <b>HE</b>	BRIGHT BRASS <b>HB</b>	OVAL NICKEL <b>HD</b>	<b>EXTRA THICK BOTTOM</b> \$160.00 <b>H</b>	

**Left Pedestal Credenza**



- Box/File left pedestal
- Pre-installed, black filing hardware
- Legal or letter filing
- Side locking
- One wire management grommet in modesty panel
- 19" deep bridge with 60" x 24" credenza is recommended to allow more kneespace

Freight Class: 125

<b>H_ 725L</b>	72" X 24" X 29"	Cubic Ft:35.7	Ship Weight:184	<b>1028</b>	<b>1043</b>	<b>1059</b>
			<b>Center Drawer C</b>	161	163	166
			<b>Keyboard Platform K</b>	191	194	197
<b>H_ 625L</b>	66" X 24" X 29"	Cubic Ft:32.0	Ship Weight:174	<b>1010</b>	<b>1025</b>	<b>1040</b>
			<b>Center Drawer C</b>	161	163	166
			<b>Keyboard Platform K</b>	191	194	197
<b>H_ 615L</b>	60" X 24" X 29"	Cubic Ft:30.5	Ship Weight:164	<b>977</b>	<b>992</b>	<b>1006</b>
			<b>QS FINISHES WC</b>	<b>QS PULLS W</b>		
<b>PULLS:</b>	BRUSHED CHROME <b>HW</b>	EBONY <b>HE</b>	BRIGHT BRASS <b>HB</b>	OVAL NICKEL <b>HD</b>		

**Right Pedestal Credenza**



- Same description as above except:
- Box/File right pedestal

Freight Class: 125

<b>H_ 725R</b>	72" X 24" X 29"	Cubic Ft:35.7	Ship Weight:184	<b>1028</b>	<b>1043</b>	<b>1059</b>
			<b>Center Drawer C</b>	161	163	166
			<b>Keyboard Platform K</b>	191	194	197
<b>H_ 625R</b>	66" X 24" X 29"	Cubic Ft:32.0	Ship Weight:174	<b>1010</b>	<b>1025</b>	<b>1040</b>
			<b>Center Drawer C</b>	161	163	166
			<b>Keyboard Platform K</b>	191	194	197
<b>H_ 615R</b>	60" X 24" X 29"	Cubic Ft:30.5	Ship Weight:164	<b>977</b>	<b>992</b>	<b>1006</b>
			<b>QS FINISHES WC</b>	<b>QS PULLS W</b>		
<b>PULLS:</b>	BRUSHED CHROME <b>HW</b>	EBONY <b>HE</b>	BRIGHT BRASS <b>HB</b>	OVAL NICKEL <b>HD</b>		

**Left Full Pedestal Credenza**



- File/File left pedestal
- Pre-installed, black filing hardware
- Legal or letter filing
- Single-key locking
- One wire management grommet in modesty panel

Freight Class: 125

<b>H_ 725LF</b>	72" X 24" X 29"	Cubic Ft:35.7	Ship Weight:199	<b>1232</b>	<b>1250</b>	<b>1269</b>
			<b>Center Drawer C</b>	161	163	166
			<b>Keyboard Platform K</b>	191	194	197
<b>H_ 625LF</b>	66" X 24" X 29"	Cubic Ft:35.7	Ship Weight:189	<b>1218</b>	<b>1236</b>	<b>1255</b>
			<b>Center Drawer C</b>	161	163	166
			<b>Keyboard Platform K</b>	191	194	197
<b>H_ 615LF</b>	60" X 24" X 29"	Cubic Ft:30.5	Ship Weight:179	<b>1201</b>	<b>1219</b>	<b>1237</b>
<b>PULLS:</b>	BRUSHED CHROME <b>HW</b>	EBONY <b>HE</b>	BRIGHT BRASS <b>HB</b>	OVAL NICKEL <b>HD</b>		

**Right Full Pedestal Credenza**




- Same description as above except:
- File/File right pedestal

Freight Class: 125

<b>H_ 725RF</b>	72" X 24" X 29"	Cubic Ft:35.7	Ship Weight:199	<b>1232</b>	<b>1250</b>	<b>1269</b>
			<b>Center Drawer C</b>	161	163	166
			<b>Keyboard Platform K</b>	191	194	197
<b>H_ 625RF</b>	66" X 24" X 29"	Cubic Ft:35.7	Ship Weight:189	<b>1218</b>	<b>1236</b>	<b>1255</b>
			<b>Center Drawer C</b>	161	163	166
			<b>Keyboard Platform K</b>	191	194	197
<b>H_ 615RF</b>	60" X 24" X 29"	Cubic Ft:30.5	Ship Weight:179	<b>1201</b>	<b>1219</b>	<b>1237</b>
<b>PULLS:</b>	BRUSHED CHROME <b>HW</b>	EBONY <b>HE</b>	BRIGHT BRASS <b>HB</b>	OVAL NICKEL <b>HD</b>		

**Left Lateral File Credenza**



- Two lateral file drawers on left
- Pre-installed, black filing hardware
- Legal or letter filing
- Front locking

Freight Class: 125


<b>H_ 733L</b>	72" X 24" X 29"	Cubic Ft:35.7	Ship Weight:229	<b>1309</b>	<b>1329</b>	<b>1348</b>
<b>H_ 633L</b>	66" X 24" X 29"	Cubic Ft:32.0	Ship Weight:219	<b>1263</b>	<b>1282</b>	<b>1301</b>
<b>PULLS:</b>	BRUSHED CHROME <b>HW</b>	EBONY <b>HE</b>	BRIGHT BRASS <b>HB</b>	OVAL NICKEL <b>HD</b>	<b>EXTRA THICK BOTTOM</b> \$160.00 <b>H</b>	

CONTEMPORARY LAMINATE



ZONE PRICING	1	2	3
--------------	---	---	---

### Right Lateral File Credenza

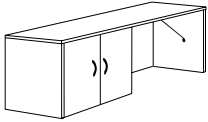


- Same description as above except:
- Two lateral file drawers on right

<b>H_733R</b>	72" X 24" X 29"	Cubic Ft:35.7	Ship Weight:229	<b>1309</b>	<b>1329</b>	<b>1348</b>
<b>H_633R</b>	66" X 24" X 29"	Cubic Ft:32.0	Ship Weight:219	<b>1263</b>	<b>1282</b>	<b>1301</b>
<b>PULLS:</b> BRUSHED CHROME <b>HW</b> EBONY <b>HE</b> BRIGHT BRASS <b>HB</b> OVAL NICKEL <b>HD</b> <b>EXTRA THICK BOTTOM</b> \$160.00 <b>H</b>						

Freight Class: 125

### Left Bookcase Credenza

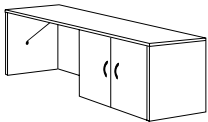


- Bookcase compartment with one adjustable shelf on left
- Doors conceal contents from view
- Inside dimensions 34" x 21" x 24"

<b>H_734L</b>	72" X 24" X 29"	Cubic Ft:35.7	Ship Weight:225	<b>1309</b>	<b>1329</b>	<b>1348</b>
<b>H_634L</b>	66" X 24" X 29"	Cubic Ft:32.0	Ship Weight:219	<b>1263</b>	<b>1282</b>	<b>1301</b>
<b>PULLS:</b> BRUSHED CHROME <b>HW</b> EBONY <b>HE</b> BRIGHT BRASS <b>HB</b> OVAL NICKEL <b>HD</b>						

Freight Class: 125

### Right Bookcase Credenza

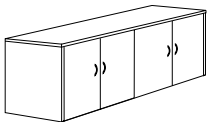


- Same description as above except:
- Bookcase compartment on right

<b>H_734R</b>	72" X 24" X 29"	Cubic Ft:35.7	Ship Weight:225	<b>1309</b>	<b>1329</b>	<b>1348</b>
<b>H_634R</b>	66" X 24" X 29"	Cubic Ft:32.0	Ship Weight:219	<b>1263</b>	<b>1282</b>	<b>1301</b>
<b>PULLS:</b> BRUSHED CHROME <b>HW</b> EBONY <b>HE</b> BRIGHT BRASS <b>HB</b> OVAL NICKEL <b>HD</b>						

Freight Class: 125

### Double Bookcase Credenza




- Two bookcase compartments, each with adjustable shelf
- Doors conceal contents from view
- Bookcase compartment dimensions: 34" x 21" x 25"

<b>H_734</b>	72.5" X 24" X 29"	Cubic Ft:35.7	Ship Weight:313	<b>1440</b>	<b>1462</b>	<b>1483</b>
<b>PULLS:</b> BRUSHED CHROME <b>HW</b> EBONY <b>HE</b> BRIGHT BRASS <b>HB</b> OVAL NICKEL <b>HD</b>						

Freight Class: 125

## RETURNS & BRIDGES:

### Left MultiFile Return

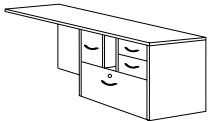


- MultiFile on left with one locking lateral file drawer
- One file and two box drawers
- Pre-installed, black filing hardware
- Legal or letter filing
- HOT PROJECTS ACCESS SLOT
- Connects with single pedestal desks or credenzas
- One grommet in modesty panel

<b>H_735LRT</b>	72" X 24" X 29"	Cubic Ft:35.7	Ship Weight:250	<b>1387</b>	<b>1408</b>	<b>1429</b>
				<b>Keyboard Platform K</b>	191	194
<b>PULLS:</b> BRUSHED CHROME <b>HW</b> EBONY <b>HE</b> BRIGHT BRASS <b>HB</b> OVAL NICKEL <b>HD</b> <b>EXTRA THICK BOTTOM</b> \$80.00 <b>H</b>						

Freight Class: 125

### Right MultiFile Return

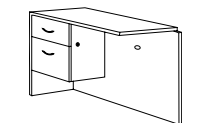


- Same description as above except:
- MultiFile on right

<b>H_735RRT</b>	72" X 24" X 29"	Cubic Ft:35.7	Ship Weight:250	<b>1387</b>	<b>1408</b>	<b>1429</b>
				<b>Keyboard Platform K</b>	191	194
<b>PULLS:</b> BRUSHED CHROME <b>HW</b> EBONY <b>HE</b> BRIGHT BRASS <b>HB</b> OVAL NICKEL <b>HD</b> <b>EXTRA THICK BOTTOM</b> \$80.00 <b>H</b>						

Freight Class: 125

### Left Pedestal Desk Height Return



- Box/File left pedestal
- Pre-installed, black filing hardware
- Legal or letter filing
- Wire management grommet in modesty pane
- Side locking

<b>H_722L</b>	<b>QS</b>	48" X 24" X 29"	Cubic Ft:24.3	Ship Weight:149	<b>828</b>	<b>840</b>	<b>853</b>
				<b>Keyboard Platform K</b>	191	194	
<b>H_622L</b>		42" X 24" X 29"	Cubic Ft:21.5	Ship Weight:140	<b>808</b>	<b>820</b>	<b>832</b>
				<b>Keyboard Platform K</b>	191	194	
<b>H_452L</b>	<b>QS</b>	36" X 24" X 29"	Cubic Ft:21.5	Ship Weight:132	<b>805</b>	<b>817</b>	<b>829</b>
<b>PULLS:</b> BRUSHED CHROME <b>HW</b> EBONY <b>HE</b> BRIGHT BRASS <b>HB</b> OVAL NICKEL <b>HD</b> <b>QS PULLS</b> <b>W</b>							
<b>QS FINISHES</b> <b>WC</b>							

Freight Class: 125

CONTEMPORARY LAMINATE

FINISH SELECTION

NATURAL MAPLE **FM** | WINDSOR CHERRY **WC** | MAHOGANY **M** | GRAPHITE **GP** |  
 MEDIUM OAK **O** | ASPEN **AP** | PEARWOOD **PW** | BLACK **E** | ESPRESSO **X** | GREY **G** |  
 CLASSIC CHERRY **CC** |

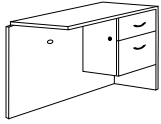
ZONE  
PRICING

1

2

3

**Right Pedestal Desk Height Return**

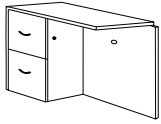


- Same description as above except:
- Box/File right pedestal

Freight Class: 125

Model	Finish	Dimensions	Cubic Ft.	Ship Weight	Price 1	Price 2	Price 3
H_722R	QS	48" X 24" X 29"	24.3	149	828	840	853
					Keyboard Platform <b>K</b>		
					191	194	197
H_622R		42" X 24" X 29"	21.5	140	808	820	832
					Keyboard Platform <b>K</b>		
					191	194	197
H_452R	QS	36" X 24" X 29"	21.5	132	805	817	829
					QS FINISHES <b>WC</b>		
					QS PULLS <b>W</b>		
					PULLS: BRUSHED CHROME <b>HW</b> EBONY <b>HE</b> BRIGHT BRASS <b>HB</b> OVAL NICKEL <b>HD</b>		

**Left Full Pedestal Desk Height Return**

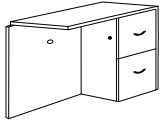


- File/File pedestal
- Pre-installed, black filing hardware
- Legal or letter filing
- Wire management grommet in modesty pane
- Side locking

Freight Class: 125

Model	Dimensions	Cubic Ft.	Ship Weight	Price 1	Price 2	Price 3
H_762LF	60" X 24" X 29"	24.3	163	1096	1112	1129
				Keyboard Platform <b>K</b>		
				198	201	204
H_722LF	48" X 24" X 29"	24.3	163	1015	1030	1045
				Keyboard Platform <b>K</b>		
				191	194	197
H_622LF	42" X 24" X 29"	21.5	156	1001	1016	1031
				Keyboard Platform <b>K</b>		
				191	194	197
H_452LF	36" X 24" X 29"	21.5	148	981	996	1010
				PULLS: BRUSHED CHROME <b>HW</b> EBONY <b>HE</b> BRIGHT BRASS <b>HB</b> OVAL NICKEL <b>HD</b>		

**Right Full Pedestal Desk Height Return**

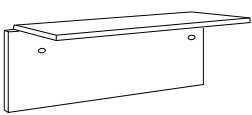


- Same description as above except:
- File/File right pedestal

Freight Class: 125

Model	Dimensions	Cubic Ft.	Ship Weight	Price 1	Price 2	Price 3
H_762RF	60" X 24" X 29"	24.3	163	1096	1112	1129
				Keyboard Platform <b>K</b>		
				198	201	204
H_722RF	48" X 24" X 29"	24.3	163	1015	1030	1045
				Keyboard Platform <b>K</b>		
				191	194	197
H_622RF	42" X 24" X 29"	21.5	156	1001	1016	1031
				Keyboard Platform <b>K</b>		
				191	194	197
H_452RF	36" X 24" X 29"	21.5	148	981	996	1010
				PULLS: BRUSHED CHROME <b>HW</b> EBONY <b>HE</b> BRIGHT BRASS <b>HB</b> OVAL NICKEL <b>HD</b>		

**Desk Height Bridge**

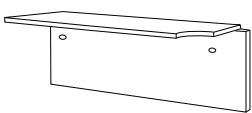


- Two wire management grommets in modesty panel
- Requires assembly of top to modesty panel
- Use 42" x 19" with 60" desks to allow more kneespace

Freight Class: 100

Model	Dimensions	Cubic Ft.	Ship Weight	Price 1	Price 2	Price 3
HW_485	48" X 24" X 29"	4.0	66	412	418	424
HW_484	42" X 24" X 29"	4.0	58	404	410	416
HW_384	42" X 19" X 29"	4.0	48	408	414	420
				QS FINISHES <b>WC</b>		

**Left Asymmetrical Bridge**

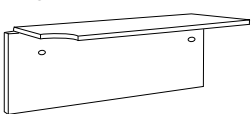


- Connects at both ends; not freestanding
- Radius 19" deep right end connects with curved corner desk or 36" corner module
- Two grommets in modesty
- Requires assembly

Freight Class: 100

Model	Dimensions	Cubic Ft.	Ship Weight	Price 1	Price 2	Price 3
HW_496L	48" X 24" X 29"	4.0	66	471	478	485
HW_495L	42" X 24" X 29"	4.0	56	457	464	471

**Right Asymmetrical Bridge**



- Connects at both ends; not freestanding
- Radius 19" deep left end connects with curved corner desk or 36" corner module
- Two grommets in modesty
- Requires assembly

Freight Class: 100

Model	Dimensions	Cubic Ft.	Ship Weight	Price 1	Price 2	Price 3
HW_496R	48" X 24" X 29"	4.0	66	471	478	485
HW_495R	42" X 24" X 29"	4.0	56	457	464	471

CONTEMPORARY LAMINATE



ZONE  
PRICING

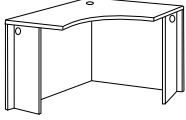
1

2

3

## CORNER UNITS:

### Corner Module

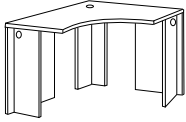


- Curved surface for easy pullup and full access to work area
- Freestanding with two half-legs
- Use 42" x 42" module with 30"-deep asymmetrical shells (24" hookup) or 24" deep rectangular shells
- Use 36" x 36" module with 24"-deep asymmetrical shells (19" hookup)
- One grommet in top, two in modesty and one in each support leg

Freight Class: 150

<b>HW_449</b>	42" X 42" X 29"	Cubic Ft:34.3	Ship Weight:152	<b>719</b>	<b>730</b>	<b>741</b>
<b>HW_448</b>	36" X 36" X 29"	Cubic Ft:27.2	Ship Weight:122	<b>634</b>	<b>644</b>	<b>653</b>

### Corner Module with Open Modesty Panel

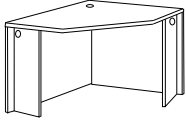


- Curved surface for easy pullup and full access to work area
- Freestanding with two half-legs
- Use 42" x 42" module with 30"-deep asymmetrical shells (24" hookup) or 24" deep rectangular shells
- Use 36" x 36" module with 24"-deep asymmetrical shells (19" hookup)
- One grommet in top and one in each half leg

Freight Class: 150

<b>HW_449O</b>	42" X 42" X 29"	Cubic Ft:34.3	Ship Weight:137	<b>676</b>	<b>686</b>	<b>696</b>
<b>HW_448O</b>	36" X 36" X 29"	Cubic Ft:27.2	Ship Weight:107	<b>595</b>	<b>604</b>	<b>613</b>

### Corner Module with Straight Front

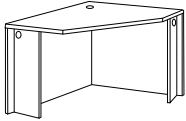


- Freestanding with two half legs
- Straight surface across front
- Easy computer pull up
- One grommet in top, two in modesty panel and one in each half leg
- 24" hook ups

Freight Class: 150

<b>HW_449S</b>	42" X 42" X 29"	Cubic Ft:34.3	Ship Weight:153	<b>719</b>	<b>730</b>	<b>741</b>
----------------	-----------------	---------------	-----------------	------------	------------	------------

### Left Dual Depth Corner Module

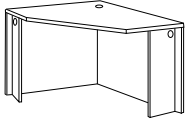


- Attach 30" deep shell/return on left
- Attach 24" deep shell/return on right
- Two half legs
- One grommet in top, two in modesty and one in each support leg

Freight Class: 150

<b>HW_44930L</b>	42" X 42" X 29"	Cubic Ft:34.3	Ship Weight:162	<b>658</b>	<b>668</b>	<b>678</b>
------------------	-----------------	---------------	-----------------	------------	------------	------------

### Right Dual Depth Corner Module

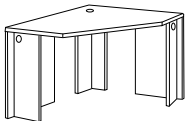


- Attach 30" deep shell/return on right
- Attach 24" deep shell/return on left
- Two half legs
- One grommet in top, two in modesty and one in each support leg

Freight Class: 150

<b>HW_44930R</b>	42" X 42" X 29"	Cubic Ft:34.3	Ship Weight:162	<b>658</b>	<b>668</b>	<b>678</b>
------------------	-----------------	---------------	-----------------	------------	------------	------------

### Left Dual Depth Corner Module, Open Modesty Panel



- Attach 30" deep shell/return on left
- Attach 24" deep shell/return on right
- Freestanding with open modesty for easy access to electrical outlets
- One grommet in top, two in corner support and one in each half leg

Freight Class: 150

<b>HW_44930LO</b>	42" X 42" X 29"	Cubic Ft:38.0	Ship Weight:152	<b>631</b>	<b>640</b>	<b>650</b>
-------------------	-----------------	---------------	-----------------	------------	------------	------------

FINISH SELECTION

NATURAL MAPLE **FM** | WINDSOR CHERRY **WC** | MAHOGANY **M** | GRAPHITE **GP** |  
 MEDIUM OAK **O** | ASPEN **AP** | PEARWOOD **PW** | BLACK **E** | ESPRESSO **X** | GREY **G** |  
 CLASSIC CHERRY **CC** |

SIN 711-2 **HYPERWORK**

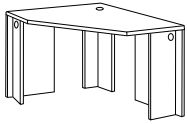
ZONE  
PRICING

1

2

3

**Right Dual Depth Corner Module, Open Modesty Panel**



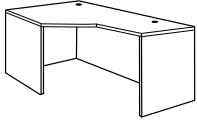
- Attach 30" deep shell/return on right
- Attach 24" deep shell/return on left
- Freestanding with open modesty for easy access to electrical outlets
- One grommet in top, two in corner support and one in each half leg

Freight Class: 150

<b>HW_44930RO</b>	42" X 42" X 29"	Cubic Ft:38.0	Ship Weight:152	<b>631</b>	<b>640</b>	<b>650</b>
-------------------	-----------------	---------------	-----------------	------------	------------	------------

**EXTENDED CORNERS & RETURNS:**

**Left Extended Corner**

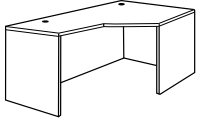


- Corner on left
- Two full legs
- Easy computer pullup
- Two grommets in top, two in modesty panel
- Freestanding

Freight Class: 125

<b>HW_475L</b>	72" X 24" X 29"	Cubic Ft:51.6	Ship Weight:219	<b>923</b>	<b>937</b>	<b>951</b>
			<b>Keyboard Platform K</b>	191	194	197
<b>HW_465L</b>	66" X 24" X 29"	Cubic Ft:48.2	Ship Weight:209	<b>877</b>	<b>890</b>	<b>903</b>
			<b>Keyboard Platform K</b>	191	194	197

**Right Extended Corner**

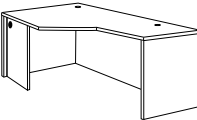


- Same description as above except:
- Corner on right

Freight Class: 125

<b>HW_475R</b>	72" X 24" X 29"	Cubic Ft:51.6	Ship Weight:219	<b>923</b>	<b>937</b>	<b>951</b>
			<b>Keyboard Platform K</b>	191	194	197
<b>HW_465R</b>	66" X 24" X 29"	Cubic Ft:48.2	Ship Weight:209	<b>877</b>	<b>890</b>	<b>903</b>
			<b>Keyboard Platform K</b>	191	194	197

**Left Extended Corner**

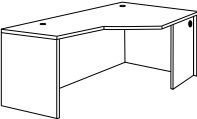


- Corner on left
- Easy computer pullup
- Full right, half left leg
- Two grommets in top, modesty and one in half leg
- Corner may connect with return or bridge/credenza
- Optional keyboard platform, utility pedestal
- Freestanding

Freight Class: 125

<b>HW_476L</b>	72" X 24" X 29"	Cubic Ft:51.6	Ship Weight:209	<b>923</b>	<b>937</b>	<b>951</b>
			<b>Keyboard Platform K</b>	191	194	197
<b>HW_466L</b>	66" X 24" X 29"	Cubic Ft:48.2	Ship Weight:199	<b>877</b>	<b>890</b>	<b>903</b>
			<b>Keyboard Platform K</b>	191	194	197

**Right Extended Corner**

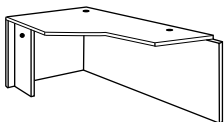


- Same description as above except:
- Corner on right
- Full left, half right leg

Freight Class: 125

<b>HW_476R</b>	72" X 24" X 29"	Cubic Ft:51.6	Ship Weight:209	<b>923</b>	<b>937</b>	<b>951</b>
			<b>Keyboard Platform K</b>	191	194	197
<b>HW_466R</b>	66" X 24" X 29"	Cubic Ft:48.2	Ship Weight:199	<b>877</b>	<b>890</b>	<b>903</b>
			<b>Keyboard Platform K</b>	191	194	197

**Left Extended Corner Return**



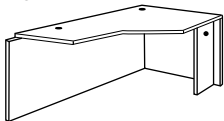
- Must connect to desk at 24"-deep end
- Corner on left; connectable
- Easy computer pullup
- Two grommets in top and modesty panel and one in half leg
- Not freestanding

Freight Class: 125

<b>HW_450L</b>	<b>QS</b>	72" X 24" X 29"	Cubic Ft:51.6	Ship Weight:198	<b>918</b>	<b>932</b>	<b>946</b>
				<b>Keyboard Platform K</b>	191	194	197

**QS FINISHES WC**

**Right Extended Corner Return**



- Same description as above except:
- Corner on right; connectable

Freight Class: 125

<b>HW_450R</b>	<b>QS</b>	72" X 24" X 29"	Cubic Ft:51.6	Ship Weight:198	<b>918</b>	<b>932</b>	<b>946</b>
				<b>Keyboard Platform K</b>	191	194	197

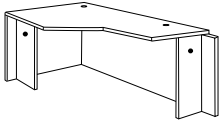
**QS FINISHES WC**

CONTEMPORARY LAMINATE



ZONE PRICING	1	2	3
--------------	---	---	---

### Left Extended Corner



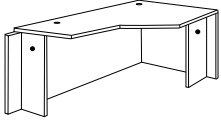
- Must connect to desk at 24"-deep end
- Corner on left; connectable
- Easy computer pullup
- Two half legs
- Two grommets in top and modesty and one in each half leg
- Not freestanding

<b>HW_450LH</b>	72" X 24" X 29"	Cubic Ft:51.6	Ship Weight:209	<b>923</b>	<b>937</b>	<b>951</b>
			<b>Keyboard Platform K</b>	191	194	197

<b>HW_440LH</b>	66" X 24" X 29"	Cubic Ft:48.2	Ship Weight:189	<b>877</b>	<b>890</b>	<b>903</b>
			<b>Keyboard Platform K</b>	191	194	197

Freight Class: 125

### Right Extended Corner



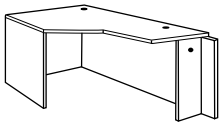
- Same description as above except:
- Corner on right; connectable

<b>HW_450RH</b>	72" X 24" X 29"	Cubic Ft:51.6	Ship Weight:209	<b>923</b>	<b>937</b>	<b>951</b>
			<b>Keyboard Platform K</b>	191	194	197

<b>HW_440RH</b>	66" X 24" X 29"	Cubic Ft:48.2	Ship Weight:189	<b>877</b>	<b>890</b>	<b>903</b>
			<b>Keyboard Platform K</b>	191	194	197

Freight Class: 125

### Left Extended Corner



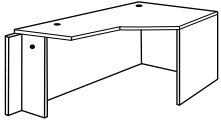
- Must connect to desk at 24"-deep end
- Corner on left; connectable
- Easy computer pullup
- Full left, half right leg
- Two grommets in top, modesty and one in half leg
- Not freestanding

<b>HW_450LF</b>	72" X 24" X 29"	Cubic Ft:51.6	Ship Weight:219	<b>923</b>	<b>937</b>	<b>951</b>
			<b>Keyboard Platform K</b>	191	194	197

<b>HW_440LF</b>	66" X 24" X 29"	Cubic Ft:48.2	Ship Weight:199	<b>877</b>	<b>890</b>	<b>903</b>
			<b>Keyboard Platform K</b>	191	194	197

Freight Class: 125

### Right Extended Corner



- Same description as above except:
- Corner on right; connectable
- Full right, half left leg

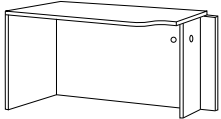
<b>HW_450RF</b>	72" X 24" X 29"	Cubic Ft:51.6	Ship Weight:219	<b>923</b>	<b>937</b>	<b>951</b>
			<b>Keyboard Platform K</b>	191	194	197

<b>HW_440RF</b>	66" X 24" X 29"	Cubic Ft:48.2	Ship Weight:199	<b>877</b>	<b>890</b>	<b>903</b>
			<b>Keyboard Platform K</b>	191	194	197

Freight Class: 125

### ASYMMETRICAL SHELLS, 30" DEEP:

#### Left Asymmetrical Shell



- Radius 24"-deep (right) end connects with 42" corner module
- 30" deep on left
- Full left, half right leg
- Grommet in modesty panel and half leg

Support legs on 72", 66" and 60" lengths should be relocated inward (12" from either end) for increased worksurface support

Freight Class: 125

<b>HW_247230L</b>	72" X 30" X 29"	Cubic Ft: 44.4	Ship Weight: 175	<b>688</b>	<b>698</b>	<b>709</b>
<b>HW_246630L</b>	66" X 30" X 29"	Cubic Ft: 40.2	Ship Weight: 165	<b>667</b>	<b>677</b>	<b>687</b>
<b>HW_246030L</b>	60" X 30" X 29"	Cubic Ft: 36.7	Ship Weight: 155	<b>642</b>	<b>652</b>	<b>661</b>

<b>HW_244830L</b>	48" X 30" X 29"	Cubic Ft: 30.1	Ship Weight: 135	<b>595</b>	<b>604</b>	<b>613</b>
<b>HW_244230L</b>	42" X 30" X 29"	Cubic Ft: 30.1	Ship Weight: 125	<b>565</b>	<b>573</b>	<b>582</b>
<b>HW_243630L</b>	36" X 30" X 29"	Cubic Ft: 23.0	Ship Weight: 115	<b>538</b>	<b>546</b>	<b>554</b>
<b>HW_243030L</b>	30" X 30" X 29"	Cubic Ft: 23.0	Ship Weight: 105	<b>508</b>	<b>516</b>	<b>523</b>

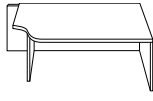
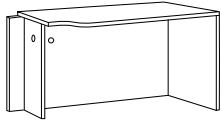
Support leg on 48", 42", 36" and 30" lengths located close to ends

FINISH SELECTION

NATURAL MAPLE **FM** | WINDSOR CHERRY **WC** | MAHOGANY **M** | GRAPHITE **GP** |  
 MEDIUM OAK **O** | ASPEN **AP** | PEARWOOD **PW** | BLACK **E** | ESPRESSO **X** | GREY **G** |  
 CLASSIC CHERRY **CC** |

SIN 711-2 **HYPERWORK**

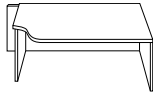
**Right Asymmetrical Shell**



- Radius 24"-deep (left) end connects with 42" corner
- 30" deep right
- Full right, half left leg
- Grommet in modesty panel and half leg

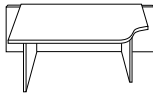
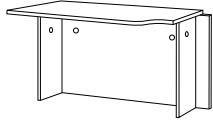
Freight Class: 125

Support legs on 72", 66" and 60" lengths should be relocated inward (12" from either end) for increased worksurface support



Support leg on 48", 42", 36" and 30" lengths located close to ends

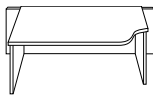
**Left Asymmetrical Bridge/Shell**



- Connects at both ends; not freestanding
- Radius 24"-deep (right) end connects with 42" corner module
- 30" deep left
- Two half legs
- Two grommets in modesty and one in each half leg
- Assembly required

Freight Class: 125

Support legs on 72", 66" and 60" lengths should be relocated inward (12" from either end) for increased worksurface support



Support legs on 48", 42", 36" and 30" lengths located close to ends

ZONE PRICING

1

2

3

<b>HW_247230R</b>	72" X 30" X 29"	Cubic Ft: 44.4	Ship Weight: 175	<b>688</b>	<b>698</b>	<b>709</b>
<b>HW_246630R</b>	66" X 30" X 29"	Cubic Ft: 40.2	Ship Weight: 165	<b>667</b>	<b>677</b>	<b>687</b>
<b>HW_246030R</b>	60" X 30" X 29"	Cubic Ft: 36.7	Ship Weight: 155	<b>642</b>	<b>652</b>	<b>661</b>

<b>HW_244830R</b>	48" X 30" X 29"	Cubic Ft: 30.1	Ship Weight: 135	<b>595</b>	<b>604</b>	<b>613</b>
<b>HW_244230R</b>	42" X 30" X 29"	Cubic Ft: 30.1	Ship Weight: 125	<b>565</b>	<b>573</b>	<b>582</b>
<b>HW_243630R</b>	36" X 30" X 29"	Cubic Ft: 23.0	Ship Weight: 115	<b>538</b>	<b>546</b>	<b>554</b>
<b>HW_243030R</b>	30" X 30" X 29"	Cubic Ft: 23.0	Ship Weight: 105	<b>508</b>	<b>516</b>	<b>523</b>

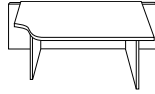
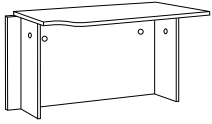
<b>HW_247230LH</b>	72" X 30" X 29"	Cubic Ft: 7.2	Ship Weight: 150	<b>688</b>	<b>698</b>	<b>709</b>
<b>HW_246630LH</b>	66" X 30" X 29"	Cubic Ft: 6.2	Ship Weight: 137	<b>667</b>	<b>677</b>	<b>687</b>
<b>HW_246030LH</b>	60" X 30" X 29"	Cubic Ft: 6.0	Ship Weight: 125	<b>642</b>	<b>652</b>	<b>661</b>

<b>HW_244830LH</b>	48" X 30" X 29"	Cubic Ft: 4.9	Ship Weight: 100	<b>595</b>	<b>604</b>	<b>613</b>
<b>HW_244230LH</b>	42" X 30" X 29"	Cubic Ft: 4.9	Ship Weight: 87	<b>565</b>	<b>573</b>	<b>582</b>
<b>HW_243630LH</b>	36" X 30" X 29"	Cubic Ft: 4.0	Ship Weight: 75	<b>538</b>	<b>546</b>	<b>554</b>
<b>HW_243030LH</b>	30" X 30" X 29"	Cubic Ft: 4.0	Ship Weight: 62	<b>508</b>	<b>516</b>	<b>523</b>

CONTEMPORARY LAMINATE



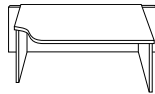
## Right Asymmetrical Bridge/Shell



- Connects at both ends; not freestanding
- Radius 24"-deep (left) end connects with 42" corner module
- 30" deep right
- Two half legs
- Two grommets in modesty and one in each half leg
- Assembly required

Freight Class: 125

Support legs on 72", 66" and 60" lengths should be relocated inward (12" from either end) for increased worksurface support




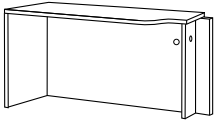
Support legs on 48", 42", 36" and 30" lengths located close to ends

				ZONE PRICING	1	2	3
HW_247230RH	72" X 30" X 29"	Cubic Ft: 7.2	Ship Weight: 150		688	698	709
HW_246630RH	66" X 30" X 29"	Cubic Ft: 6.2	Ship Weight: 137		667	677	687
HW_246030RH	60" X 30" X 29"	Cubic Ft: 6.0	Ship Weight: 125		642	652	661

HW_244830RH	48" X 30" X 29"	Cubic Ft: 4.9	Ship Weight: 100		595	604	613
HW_244230RH	42" X 30" X 29"	Cubic Ft: 4.9	Ship Weight: 87		565	573	582
HW_243630RH	36" X 30" X 29"	Cubic Ft: 4.0	Ship Weight: 75		538	546	554
HW_243030RH	30" X 30" X 29"	Cubic Ft: 4.0	Ship Weight: 62		508	516	523

## ASYMMETRICAL SHELLS, 24" DEEP:


### Left Asymmetrical Shell



- Radius 19"-deep (right) end connects with 36" corner module
- 24" deep left
- Full left, half right leg
- Grommet in modesty panel and half leg

Freight Class: 125

Half-depth support leg on 72", 66", 60" and 54" lengths should be relocated inward (12" from end) for increased worksurface support



Support leg on 48", 42", 36" and 30" lengths located close to ends

HW_197224L	72" X 24" X 29"	Cubic Ft: 35.7	Ship Weight: 165		631	640	650
HW_196624L	66" X 24" X 29"	Cubic Ft: 32.0	Ship Weight: 155		604	613	622
HW_196024L	60" X 24" X 29"	Cubic Ft: 30.5	Ship Weight: 145		584	593	602
HW_195424L	54" X 24" X 29"	Cubic Ft: 27.6	Ship Weight: 135		567	576	584

HW_194824L	48" X 24" X 29"	Cubic Ft: 24.3	Ship Weight: 125		555	563	572
HW_194224L	42" X 24" X 29"	Cubic Ft: 21.7	Ship Weight: 115		528	536	544
HW_193624L	36" X 24" X 29"	Cubic Ft: 19.8	Ship Weight: 105		506	514	521
HW_193024L	30" X 24" X 29"	Cubic Ft: 19.8	Ship Weight: 95		472	479	486



FINISH SELECTION

NATURAL MAPLE **FM** | WINDSOR CHERRY **WC** | MAHOGANY **M** | GRAPHITE **GP** |  
 MEDIUM OAK **O** | ASPEN **AP** | PEARWOOD **PW** | BLACK **E** | ESPRESSO **X** | GREY **G** |  
 CLASSIC CHERRY **CC** |

SIN 711-2 **HYPERWORK**

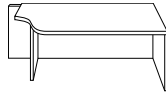
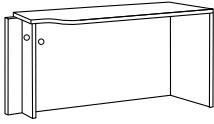
ZONE  
PRICING

1

2

3

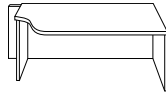
**Right Asymmetrical Shell**



- Radius 19"-deep (left) end connects with 36" corner module
- 24" deep right
- Full right, half left leg
- Grommet in modesty panel and half leg

Freight Class: 125

Half-depth support leg on 72", 66", 60" and 54" lengths should be relocated inward (12" from end) for increased worksurface support

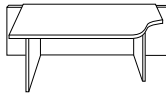
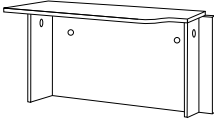


Support leg on 48", 42", 36" and 30" lengths located close to ends

<b>HW_197224R</b>	72" X 24" X 29"	Cubic Ft: 35.7	Ship Weight: 165	<b>631</b>	<b>640</b>	<b>650</b>
<b>HW_196624R</b>	66" X 24" X 29"	Cubic Ft: 32.0	Ship Weight: 155	<b>604</b>	<b>613</b>	<b>622</b>
<b>HW_196024R</b>	60" X 24" X 29"	Cubic Ft: 30.5	Ship Weight: 145	<b>584</b>	<b>593</b>	<b>602</b>
<b>HW_195424R</b>	54" X 24" X 29"	Cubic Ft: 27.6	Ship Weight: 135	<b>567</b>	<b>576</b>	<b>584</b>

<b>HW_194824R</b>	48" X 24" X 29"	Cubic Ft: 24.3	Ship Weight: 125	<b>555</b>	<b>563</b>	<b>572</b>
<b>HW_194224R</b>	42" X 24" X 29"	Cubic Ft: 21.7	Ship Weight: 115	<b>528</b>	<b>536</b>	<b>544</b>
<b>HW_193624R</b>	36" X 24" X 29"	Cubic Ft: 19.8	Ship Weight: 105	<b>506</b>	<b>514</b>	<b>521</b>
<b>HW_193024R</b>	30" X 24" X 29"	Cubic Ft: 19.8	Ship Weight: 95	<b>472</b>	<b>479</b>	<b>486</b>

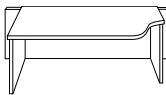
**Left Asymmetrical Bridge/Shell**



- Connects at both ends; not freestanding
- Radius 19"-deep (right) end connects with 36" corner module
- 24" deep left
- Two half legs
- Two grommets in modesty and one in each half leg
- Assembly required

Freight Class: 125

Support legs on 72", 66" and 60" lengths should be relocated inward (12" from either end) for increased worksurface support



Support legs on 48", 42", 36" and 30" lengths located close to ends

<b>HW_197224LH</b>	72" X 24" X 29"	Cubic Ft: 5.8	Ship Weight: 144	<b>631</b>	<b>640</b>	<b>650</b>
<b>HW_196624LH</b>	66" X 24" X 29"	Cubic Ft: 5.4	Ship Weight: 132	<b>604</b>	<b>613</b>	<b>622</b>
<b>HW_196024LH</b>	60" X 24" X 29"	Cubic Ft: 4.9	Ship Weight: 120	<b>584</b>	<b>593</b>	<b>602</b>

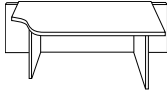
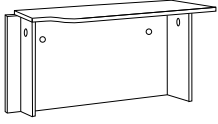
<b>HW_194824LH</b>	48" X 24" X 29"	Cubic Ft: 3.9	Ship Weight: 96	<b>555</b>	<b>563</b>	<b>572</b>
<b>HW_194224LH</b>	42" X 24" X 29"	Cubic Ft: 3.5	Ship Weight: 84	<b>528</b>	<b>536</b>	<b>544</b>
<b>HW_193624LH</b>	36" X 24" X 29"	Cubic Ft: 3.0	Ship Weight: 72	<b>506</b>	<b>514</b>	<b>521</b>
<b>HW_193024LH</b>	30" X 24" X 29"	Cubic Ft: 3.0	Ship Weight: 60	<b>472</b>	<b>479</b>	<b>486</b>

CONTEMPORARY LAMINATE



ZONE PRICING	1	2	3
--------------	---	---	---

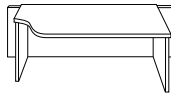
## Right Asymmetrical Bridge/Shell



- Connects at both ends; not freestanding
- Radius 19"-deep (left) end connects with 36" corner module
- 24" deep right
- Two half legs
- Two grommets in modesty and one in each half leg
- Assembly required

Freight Class: 125

Support legs on 72", 66" and 60" lengths should be relocated inward (12" from either end) for increased worksurface support



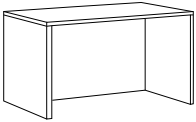
Support legs on 48", 42", 36" and 30" lengths located close to ends

Model	Dimensions	Cubic Ft.	Ship Weight	Zone 1	Zone 2	Zone 3
HW_197224RH	72" X 24" X 29"	5.8	144	631	640	650
HW_196624RH	66" X 24" X 29"	5.4	132	604	613	622
HW_196024RH	60" X 24" X 29"	4.9	120	584	593	602

HW_194824RH	48" X 24" X 29"	3.9	96	555	563	572
HW_194224RH	42" X 24" X 29"	3.5	84	528	536	544
HW_193624RH	36" X 24" X 29"	3.0	72	506	514	521
HW_193024RH	30" X 24" X 29"	3.0	60	472	479	486

## RECTANGULAR SHELLS, 30" DEEP:

### Freestanding Rectangular Shell

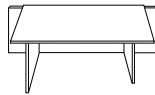
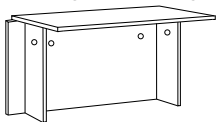


- Two full legs
- Freestanding
- Optional utility pedestal page 130

Freight Class: 125

Model	Dimensions	Cubic Ft.	Ship Weight	Zone 1	Zone 2	Zone 3
HW_RS3072	72" X 30" X 29"	44.4	200	647	657	666
HW_RS3066	66" X 30" X 29"	40.2	192	627	636	646
HW_RS3060	60" X 30" X 29"	36.7	184	598	607	616
HW_RS3048	48" X 30" X 29"	30.1	179	552	560	569
HW_RS3042	42" X 30" X 29"	30.1	171	516	524	531
HW_RS3036	36" X 30" X 29"	23.0	163	496	503	511
HW_RS3030	30" X 30" X 29"	23.0	155	469	476	483


### Rectangular Bridge/Shell



- Connects at both ends; not freestanding
- Two half legs
- Two grommets in modesty and one in each half leg
- Assembly required

Freight Class: 125

Support legs on 72", 66" and 60" lengths should be relocated inward (12" from either end) for increased worksurface support



Support legs on 48", 42", 36" and 30" lengths located close to ends

Model	Dimensions	Cubic Ft.	Ship Weight	Zone 1	Zone 2	Zone 3
HW_RS3072H	72" X 30" X 29"	7.2	154	647	657	666
HW_RS3066H	66" X 30" X 29"	6.2	141	627	636	646
HW_RS3060H	60" X 30" X 29"	6.0	129	598	607	616


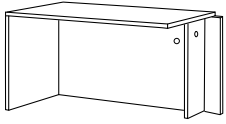
HW_RS3048H	48" X 30" X 29"	4.9	104	552	560	569
HW_RS3042H	42" X 30" X 29"	4.9	91	516	524	531
HW_RS3036H	36" X 30" X 29"	4.1	79	496	503	511
HW_RS3030H	30" X 30" X 29"	4.1	66	469	476	483

FINISH SELECTION

NATURAL MAPLE **FM** | WINDSOR CHERRY **WC** | MAHOGANY **M** | GRAPHITE **GP** |  
 MEDIUM OAK **O** | ASPEN **AP** | PEARWOOD **PW** | BLACK **E** | ESPRESSO **X** | GREY **G** |  
 CLASSIC CHERRY **CC** |

SIN 711-2 **HYPERWORK**

**Left Rectangular Shell**



- Connect with straight edge; not freestanding
- Full left, half right leg
- Grommet in half leg and modesty panel

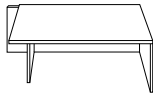
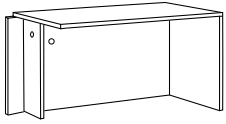
Freight Class: 125

*Half-depth support leg on 72", 66" and 60" lengths should be relocated inward (12" from end) for increased worksurface support*



*Support leg on 48", 42", 36" and 30" lengths located close to ends*


**Right Rectangular Shell**



- Connect with straight edge; not freestanding
- Full right, half left leg
- Grommet in half leg and modesty panel

Freight Class: 125

*Half-depth support leg on 72", 66" and 60" lengths should be relocated inward (12" from end) for increased worksurface support*



*Support leg on 48", 42", 36" and 30" lengths located close to ends*

	ZONE PRICING		
	1	2	3

<b>HW_RS3072L</b>	72" X 30" X 29"	Cubic Ft: 44.4	Ship Weight: 179	<b>647</b>	<b>657</b>	<b>666</b>
<b>HW_RS3066L</b>	66" X 30" X 29"	Cubic Ft: 40.2	Ship Weight: 169	<b>627</b>	<b>636</b>	<b>646</b>
<b>HW_RS3060L</b>	60" X 30" X 29"	Cubic Ft: 36.7	Ship Weight: 159	<b>598</b>	<b>607</b>	<b>616</b>

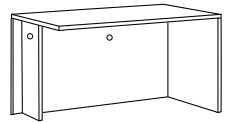
<b>HW_RS3048L</b>	48" X 30" X 29"	Cubic Ft: 30.1	Ship Weight: 133	<b>552</b>	<b>560</b>	<b>569</b>
<b>HW_RS3042L</b>	42" X 30" X 29"	Cubic Ft: 30.1	Ship Weight: 129	<b>516</b>	<b>524</b>	<b>531</b>
<b>HW_RS3036L</b>	36" X 30" X 29"	Cubic Ft: 23.0	Ship Weight: 119	<b>496</b>	<b>503</b>	<b>511</b>
<b>HW_RS3030L</b>	30" X 30" X 29"	Cubic Ft: 23.0	Ship Weight: 109	<b>469</b>	<b>476</b>	<b>483</b>

<b>HW_RS3072R</b>	72" X 30" X 29"	Cubic Ft: 44.4	Ship Weight: 179	<b>647</b>	<b>657</b>	<b>666</b>
<b>HW_RS3066R</b>	66" X 30" X 29"	Cubic Ft: 40.2	Ship Weight: 169	<b>627</b>	<b>636</b>	<b>646</b>
<b>HW_RS3060R</b>	60" X 30" X 29"	Cubic Ft: 36.7	Ship Weight: 159	<b>598</b>	<b>607</b>	<b>616</b>

<b>HW_RS3048R</b>	48" X 30" X 29"	Cubic Ft: 30.1	Ship Weight: 133	<b>552</b>	<b>560</b>	<b>569</b>
<b>HW_RS3042R</b>	42" X 30" X 29"	Cubic Ft: 30.1	Ship Weight: 129	<b>516</b>	<b>524</b>	<b>531</b>
<b>HW_RS3036R</b>	36" X 30" X 29"	Cubic Ft: 23.0	Ship Weight: 119	<b>496</b>	<b>503</b>	<b>511</b>
<b>HW_RS3030R</b>	30" X 30" X 29"	Cubic Ft: 23.0	Ship Weight: 109	<b>469</b>	<b>476</b>	<b>483</b>

**RECTANGULAR SHELLS, 24" DEEP:**

**Right Running Credenza Shell**

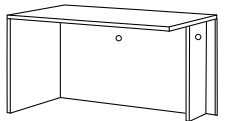


- Connects with return/shell on left
- Use to create straight, continuous work area
- Full right, half left leg
- One grommet in modesty panel and one in support leg

Freight Class: 125

<b>HW_RR2472R</b>	72" X 24" X 29"	Cubic Ft:5.8	Ship Weight:160	<b>706</b>	<b>717</b>	<b>727</b>
<b>HW_RR2460R</b>	60" X 24" X 29"	Cubic Ft:30.5	Ship Weight:149	<b>673</b>	<b>683</b>	<b>693</b>
<b>HW_RR2448R</b>	48" X 24" X 29"	Cubic Ft:24.3	Ship Weight:135	<b>650</b>	<b>660</b>	<b>670</b>
<b>HW_RR2442R</b>	42" X 24" X 29"	Cubic Ft:21.7	Ship Weight:119	<b>579</b>	<b>588</b>	<b>596</b>

**Left Running Credenza Shell**



- Same description as above except:
- Connects with return/shell on right
- Full left, half right leg

Freight Class: 125

<b>HW_RR2472L</b>	72" X 24" X 29"	Cubic Ft:5.8	Ship Weight:160	<b>706</b>	<b>717</b>	<b>727</b>
<b>HW_RR2460L</b>	60" X 24" X 29"	Cubic Ft:30.5	Ship Weight:149	<b>673</b>	<b>683</b>	<b>693</b>
<b>HW_RR2448L</b>	48" X 24" X 29"	Cubic Ft:24.3	Ship Weight:135	<b>650</b>	<b>660</b>	<b>670</b>
<b>HW_RR2442L</b>	42" X 24" X 29"	Cubic Ft:21.7	Ship Weight:119	<b>579</b>	<b>588</b>	<b>596</b>

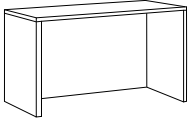
CONTEMPORARY LAMINATE



ZONE  
PRICING

**1**   **2**   **3**

## Freestanding Rectangular Shell


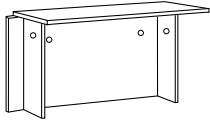


- Two full legs
- Freestanding
- Utility and mobile pedestals available

Freight Class: 125

<b>HW_RS2472</b>	72" X 24" X 29"	Cubic Ft:35.7	Ship Weight:169	<b>647</b>	<b>657</b>	<b>666</b>
<b>HW_RS2466</b>	66" X 24" X 29"	Cubic Ft:32.0	Ship Weight:159	<b>627</b>	<b>636</b>	<b>646</b>
<b>HW_RS2460</b>	60" X 24" X 29"	Cubic Ft:30.5	Ship Weight:149	<b>598</b>	<b>607</b>	<b>616</b>
<b>HW_RS2454</b>	54" X 24" X 29"	Cubic Ft:27.6	Ship Weight:139	<b>559</b>	<b>567</b>	<b>576</b>
<b>HW_RS2448</b>	48" X 24" X 29"	Cubic Ft:24.3	Ship Weight:129	<b>552</b>	<b>560</b>	<b>569</b>
<b>HW_RS2442</b>	42" X 24" X 29"	Cubic Ft:21.7	Ship Weight:119	<b>516</b>	<b>524</b>	<b>531</b>
<b>HW_RS2436</b>	36" X 24" X 29"	Cubic Ft:19.8	Ship Weight:109	<b>496</b>	<b>503</b>	<b>511</b>
<b>HW_RS2430</b>	30" X 24" X 29"	Cubic Ft:19.8	Ship Weight:99	<b>469</b>	<b>476</b>	<b>483</b>

## Rectangular Bridge/Shell




- Connects at both ends; not freestanding
- Two half legs
- Two grommets in modesty panel and one in each half leg
- Assembly required

Freight Class: 125

Support legs on 72", 66" and 60" lengths should be relocated inward (12" from end) for increased worksurface support


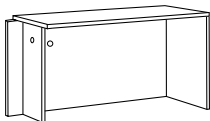
<b>HW_RS2472H</b>	72" X 24" X 29"	Cubic Ft: 5.8	Ship Weight: 149	<b>647</b>	<b>657</b>	<b>666</b>
<b>HW_RS2466H</b>	66" X 24" X 29"	Cubic Ft: 5.4	Ship Weight: 136	<b>627</b>	<b>636</b>	<b>646</b>
<b>HW_RS2460H</b>	60" X 24" X 29"	Cubic Ft: 4.9	Ship Weight: 124	<b>598</b>	<b>607</b>	<b>616</b>



Support legs on 48", 42", 36" and 30" lengths located close to ends

<b>HW_RS2448H</b>	48" X 24" X 29"	Cubic Ft: 3.9	Ship Weight: 100	<b>552</b>	<b>560</b>	<b>569</b>
<b>HW_RS2442H</b>	42" X 24" X 29"	Cubic Ft: 3.5	Ship Weight: 88	<b>516</b>	<b>524</b>	<b>531</b>
<b>HW_RS2436H</b>	36" X 24" X 29"	Cubic Ft: 3.0	Ship Weight: 76	<b>496</b>	<b>503</b>	<b>511</b>
<b>HW_RS2430H</b>	30" X 24" X 29"	Cubic Ft: 3.0	Ship Weight: 64	<b>469</b>	<b>476</b>	<b>483</b>

## Left Rectangular Shell




- Connect with straight edge; not freestanding
- Full left, half right leg
- Grommet in modesty panel and half leg

Freight Class: 125

Half-depth support leg on 72", 66", 60" and 54" lengths should be relocated inward (12" from end) for increased worksurface support

<b>HW_RS2472L</b>	72" X 24" X 29"	Cubic Ft: 35.7	Ship Weight: 169	<b>647</b>	<b>657</b>	<b>666</b>
<b>HW_RS2466L</b>	66" X 24" X 29"	Cubic Ft: 32.0	Ship Weight: 159	<b>627</b>	<b>636</b>	<b>646</b>
<b>HW_RS2460L</b>	60" X 24" X 29"	Cubic Ft: 30.5	Ship Weight: 149	<b>598</b>	<b>607</b>	<b>616</b>
<b>HW_RS2454L</b>	54" X 24" X 29"	Cubic Ft: 27.6	Ship Weight: 138	<b>559</b>	<b>567</b>	<b>576</b>



Support leg on 48", 42", 36" and 30" lengths located close to ends

<b>HW_RS2448L</b>	48" X 24" X 29"	Cubic Ft: 24.3	Ship Weight: 129	<b>552</b>	<b>560</b>	<b>569</b>
<b>HW_RS2442L</b>	42" X 24" X 29"	Cubic Ft: 21.7	Ship Weight: 119	<b>516</b>	<b>524</b>	<b>531</b>
<b>HW_RS2436L</b>	36" X 24" X 29"	Cubic Ft: 19.8	Ship Weight: 109	<b>496</b>	<b>503</b>	<b>511</b>
<b>HW_RS2430L</b>	30" X 24" X 29"	Cubic Ft: 19.8	Ship Weight: 99	<b>469</b>	<b>476</b>	<b>483</b>

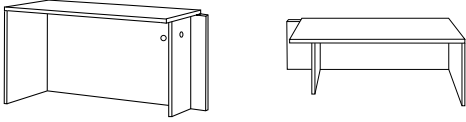
FINISH SELECTION

NATURAL MAPLE **FM** | WINDSOR CHERRY **WC** | MAHOGANY **M** | GRAPHITE **GP** |  
 MEDIUM OAK **O** | ASPEN **AP** | PEARWOOD **PW** | BLACK **E** | ESPRESSO **X** | GREY **G** |  
 CLASSIC CHERRY **CC** |

SIN 711-2 **HYPERWORK**

ZONE PRICING	1	2	3
--------------	---	---	---

**Right Rectangular Shell**




- Connect with straight edge; not freestanding
  - Full right, half left leg
  - Grommet in modesty panel and half leg
- Freight Class: 125

Half-depth support leg on 72", 66", 60" and 54" lengths should be relocated inward (12" from end) for increased worksurface support

<b>HW_RS2472R</b>	72" X 24" X 29"	Cubic Ft: 35.7	Ship Weight: 169	<b>647</b>	<b>657</b>	<b>666</b>
<b>HW_RS2466R</b>	66" X 24" X 29"	Cubic Ft: 32.0	Ship Weight: 159	<b>627</b>	<b>636</b>	<b>646</b>
<b>HW_RS2460R</b>	60" X 24" X 29"	Cubic Ft: 30.5	Ship Weight: 149	<b>598</b>	<b>607</b>	<b>616</b>
<b>HW_RS2454R</b>	54" X 24" X 29"	Cubic Ft: 27.6	Ship Weight: 138	<b>559</b>	<b>567</b>	<b>576</b>

All support (half) legs feature pass-through grommet for routing wires from unit-to-unit underneath work surface.



Support leg on 48", 42", 36" and 30" lengths located close to ends

<b>HW_RS2448R</b>	48" X 24" X 29"	Cubic Ft: 24.3	Ship Weight: 129	<b>552</b>	<b>560</b>	<b>569</b>
<b>HW_RS2442R</b>	42" X 24" X 29"	Cubic Ft: 21.7	Ship Weight: 119	<b>516</b>	<b>524</b>	<b>531</b>
<b>HW_RS2436R</b>	36" X 24" X 29"	Cubic Ft: 19.8	Ship Weight: 109	<b>496</b>	<b>503</b>	<b>511</b>
<b>HW_RS2430R</b>	30" X 24" X 29"	Cubic Ft: 19.8	Ship Weight: 99	<b>469</b>	<b>476</b>	<b>483</b>
<b>Keyboard Platform K</b>				191	194	197

**MODULAR FILING:**

**Box/File Utility Pedestal**



- 3/4 height pedestal for field installation
- Pre-installed, black filing hardware
- Legal or letter filing
- Single-key locking
- H\_UPL = locate on left; lock is on right side
- H\_UPR = locate on right; lock is on left side

Freight Class: 100

<b>H_UPL</b>	<b>QS</b>	15.75" X 22" X 17.75"	Cubic Ft:7.0	Ship Weight:61	<b>561</b>	<b>569</b>	<b>578</b>
<b>H_UPR</b>	<b>QS</b>	15.75" X 22" X 17.75"	Cubic Ft:7.0	Ship Weight:61	<b>561</b>	<b>569</b>	<b>578</b>
<b>PULLS:</b>				<b>QS FINISHES</b>	<b>WC</b>	<b>QS PULLS</b>	
				<b>BRUSHED CHROME HW</b>	<b>EBONY HE</b>	<b>BRIGHT BRASS HB</b>	<b>OVAL NICKEL HD</b>
						<b>W</b>	

**Box/Box/File Utility Pedestal**



- Full-to-floor pedestal for field installation
- Pre-installed, black filing hardware
- Legal or letter filing
- Single-key locking
- H\_UPL2BF = locate on left; lock is on right side
- H\_UPR 2BF= locate on right; lock is on left side

Freight Class: 100

<b>H_UPR2BF</b>		15.75" X 22" X 27.25"	Cubic Ft:10.1	Ship Weight:83	<b>677</b>	<b>687</b>	<b>697</b>
<b>H_UPL2BF</b>		15.75" X 22" X 27.25"	Cubic Ft:10.1	Ship Weight:83	<b>677</b>	<b>687</b>	<b>697</b>
<b>PULLS:</b>				<b>BRUSHED CHROME HW</b>	<b>EBONY HE</b>	<b>BRIGHT BRASS HB</b>	<b>OVAL NICKEL HD</b>

**File/File Utility Pedestal**



- Full-to-floor pedestal for field installation
- Pre-installed, black filing hardware
- Legal or letter filing
- Single-key locking
- H\_UPLF = locate on left; lock is on right side
- H\_UPRF= locate on right; lock is on left side

Freight Class: 100

<b>H_UPRF</b>		15.75" X 22" X 27.25"	Cubic Ft:10.1	Ship Weight:83	<b>677</b>	<b>687</b>	<b>697</b>
<b>H_UPLF</b>		15.75" X 22" X 27.25"	Cubic Ft:10.1	Ship Weight:83	<b>677</b>	<b>687</b>	<b>697</b>
<b>PULLS:</b>				<b>BRUSHED CHROME HW</b>	<b>EBONY HE</b>	<b>BRIGHT BRASS HB</b>	<b>OVAL NICKEL HD</b>

**Lateral File Utility Pedestal**



- Full-to-floor pedestal for field installation
- Pre-installed, black filing hardware
- Legal or letter filing
- Single-key locking
- H\_ULFL = locate on left; lock is on right side
- H\_ULFR= locate on right; lock is on left side

Freight Class: 100

<b>H_ULFR</b>		30.5" X 22" X 27.25"	Cubic Ft:19.8	Ship Weight:165	<b>851</b>	<b>864</b>	<b>877</b>
<b>H_ULFL</b>		30.5" X 22" X 27.25"	Cubic Ft:19.8	Ship Weight:165	<b>851</b>	<b>864</b>	<b>877</b>
<b>PULLS:</b>				<b>BRUSHED CHROME HW</b>	<b>EBONY HE</b>	<b>BRIGHT BRASS HB</b>	<b>OVAL NICKEL HD</b>

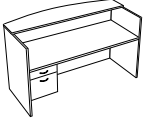
CONTEMPORARY LAMINATE



ZONE PRICING	1	2	3
--------------	---	---	---

## RECEPTION STATIONS:

### Left Pedestal Reception Desk

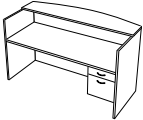


- 42" privacy height
- 18" - Bow front transaction counter (field installed)
- Box/File left pedestal
- Pre-installed, black filing hardware
- Legal or letter filing
- Single-key locking

<b>H_ _7230L</b>	<b>QS</b>	72" X 36" X 42"	Cubic Ft:63.9	Ship Weight:343	<b>1521</b>	<b>1544</b>	<b>1567</b>	
					<b>Center Drawer C</b>	161	163	166
					<b>Keyboard Platform K</b>	191	194	197
					<b>QS FINISHES WC</b>	<b>QS PULLS W</b>		
<b>PULLS:</b> BRUSHED CHROME <b>HW</b> EBONY <b>HE</b> BRIGHT BRASS <b>HB</b> OVAL NICKEL <b>HD</b>								

Freight Class: 125

### Right Pedestal Reception Desk

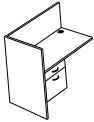


- Same description as above except:
- Box/File right pedestal

<b>H_ _7230R</b>	<b>QS</b>	72" X 36" X 42"	Cubic Ft:63.9	Ship Weight:343	<b>1521</b>	<b>1544</b>	<b>1567</b>	
					<b>Center Drawer C</b>	161	163	166
					<b>Keyboard Platform K</b>	191	194	197
					<b>QS FINISHES WC</b>	<b>QS PULLS W</b>		
<b>PULLS:</b> BRUSHED CHROME <b>HW</b> EBONY <b>HE</b> BRIGHT BRASS <b>HB</b> OVAL NICKEL <b>HD</b>								

Freight Class: 125

### Left Pedestal Reception Return

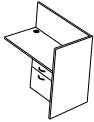


- 41" privacy height
- Box/File left pedestal
- Pre-installed, black filing hardware
- Legal or letter filing
- Grommet in top and modesty panel
- Single-key locking

<b>H_ _2442L</b>	<b>QS</b>	42" X 24" X 41"	Cubic Ft:32.9	Ship Weight:195	<b>1015</b>	<b>1030</b>	<b>1045</b>	
					<b>Keyboard Platform K</b>	191	194	197
					<b>QS FINISHES WC</b>	<b>QS PULLS W</b>		
<b>PULLS:</b> BRUSHED CHROME <b>HW</b> EBONY <b>HE</b> BRIGHT BRASS <b>HB</b> OVAL NICKEL <b>HD</b>								

Freight Class: 125

### Right Pedestal Reception Return

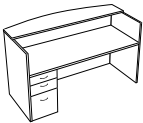


- Same description as above except:
- Box/File right pedestal

<b>H_ _2442R</b>	<b>QS</b>	42" X 24" X 41"	Cubic Ft:32.9	Ship Weight:195	<b>1015</b>	<b>1030</b>	<b>1045</b>	
					<b>Keyboard Platform K</b>	191	194	197
					<b>QS FINISHES WC</b>	<b>QS PULLS W</b>		
<b>PULLS:</b> BRUSHED CHROME <b>HW</b> EBONY <b>HE</b> BRIGHT BRASS <b>HB</b> OVAL NICKEL <b>HD</b>								

Freight Class: 125

### Left Full Pedestal Reception Desk



- 42" privacy height
- 18" - Bow front transaction counter (field installed)
- Box/Box/File left pedestal
- Pre-installed, black filing hardware
- Legal or letter filing
- Single-key locking

<b>H_ _7230L2BF</b>		72" X 36" X 42"	Cubic Ft:63.9	Ship Weight:368	<b>1808</b>	<b>1835</b>	<b>1862</b>	
					<b>Center Drawer C</b>	161	163	166
					<b>Keyboard Platform K</b>	191	194	197
<b>PULLS:</b> BRUSHED CHROME <b>HW</b> EBONY <b>HE</b> BRIGHT BRASS <b>HB</b> OVAL NICKEL <b>HD</b>								

Freight Class: 125

### Right Full Pedestal Reception Desk



- Same description as above except:
- Box/Box/File right pedestal

<b>H_ _7230R2BF</b>		72" X 36" X 42"	Cubic Ft:63.9	Ship Weight:368	<b>1808</b>	<b>1835</b>	<b>1862</b>	
					<b>Center Drawer C</b>	161	163	166
					<b>Keyboard Platform K</b>	191	194	197
<b>PULLS:</b> BRUSHED CHROME <b>HW</b> EBONY <b>HE</b> BRIGHT BRASS <b>HB</b> OVAL NICKEL <b>HD</b>								

Freight Class: 125

### Left Full Pedestal Reception Return



- 41" privacy height
- File/File left pedestal
- Pre-installed, black filing hardware
- Legal or letter filing
- Grommet in top and modesty panel
- Single-key locking

<b>H_ _2442LF</b>		42" X 24" X 41"	Cubic Ft:32.9	Ship Weight:220	<b>1188</b>	<b>1206</b>	<b>1224</b>	
					<b>Keyboard Platform K</b>	191	194	197
<b>PULLS:</b> BRUSHED CHROME <b>HW</b> EBONY <b>HE</b> BRIGHT BRASS <b>HB</b> OVAL NICKEL <b>HD</b>								

Freight Class: 125

FINISH SELECTION

NATURAL MAPLE **FM** | WINDSOR CHERRY **WC** | MAHOGANY **M** | GRAPHITE **GP** |  
 MEDIUM OAK **O** | ASPEN **AP** | PEARWOOD **PW** | BLACK **E** | ESPRESSO **X** | GREY **G** |  
 CLASSIC CHERRY **CC** |

SIN 711-2 **HYPERWORK**

ZONE  
PRICING

**1**   **2**   **3**

**Right Full Pedestal Reception Return**

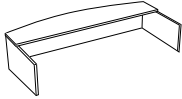


- Same description as above except:
- File/File right pedestal

Freight Class: 125

<b>H_2442RF</b>	42" X 24" X 41"	Cubic Ft:32.9	Ship Weight:220	<b>1188</b>	<b>1206</b>	<b>1224</b>
				<b>Keyboard Platform K</b>	191	194
<b>PULLS:</b>				BRUSHED CHROME <b>HW</b>	EBONY <b>HE</b>	BRIGHT BRASS <b>HB</b>
				OVAL NICKEL <b>HD</b>		

**Reception Screen for Main**

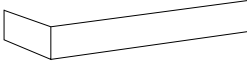


- HW\_710 fits 72" x 30" desks
- HW\_610 fits 66" x 30" desks
- 18" Bow Front transaction counter
- Non-skid rubber strips on bottom prohibit movement

Freight Class: 70

<b>HW_710</b>	72" X 36" X 14"	Cubic Ft:33.6	Ship Weight:150	<b>941</b>	<b>955</b>	<b>969</b>
<b>HW_610</b>	66" X 36" X 14"	Cubic Ft:28.9	Ship Weight:129	<b>910</b>	<b>924</b>	<b>937</b>

**Reception Screen for Return**



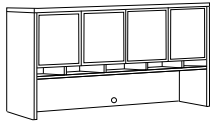
- Fits 42" x 24" executive height return
- Hardware included to join to main reception screen
- HW\_611L fits left return
- HW\_611R fits right return
- Assembly required

Freight Class: 70

<b>HW_611L</b>	42" X 24" X 13"	Cubic Ft:1.5	Ship Weight:27	<b>209</b>	<b>212</b>	<b>215</b>
<b>HW_611R</b>	42" X 24" X 13"	Cubic Ft:1.5	Ship Weight:27	<b>209</b>	<b>212</b>	<b>215</b>

**OVERHEAD STORAGE & HUTCHES:**

**Overhead Storage Unit, Aluminum/Frosted Doors**

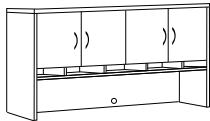


- Two storage compartments
- Four aluminum/frosted doors
- Five paper storage shelves
- 18-1/2" monitor clearance under cabinet
- Grommet in back panel

Freight Class: 125

<b>HW_738AD</b>	72" X 16" X 36.5"	Cubic Ft:33.6	Ship Weight:235	<b>2179</b>	<b>2212</b>	<b>2244</b>
				<b>Task Light I</b>	\$121.00	\$123.00

**Overhead Storage Unit**

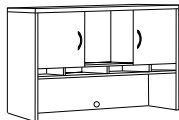


- Two storage compartments
- Four doors
- Five paper storage shelves
- 18-1/2" monitor clearance under cabinet
- Grommet in back panel

Freight Class: 125

<b>H_738</b>	72" X 16" X 36.5"	Cubic Ft:33.6	Ship Weight:240	<b>1492</b>	<b>1514</b>	<b>1537</b>
				<b>Task Light I</b>	\$121.00	\$123.00
<b>H_678</b>	66" X 16" X 36.5"	Cubic Ft:28.3	Ship Weight:215	<b>1247</b>	<b>1266</b>	<b>1284</b>
				<b>Task Light I</b>	\$121.00	\$123.00
<b>H_676</b>	66" X 16" X 36.5"	Cubic Ft:28.3	Ship Weight:200	<b>1231</b>	<b>1249</b>	<b>1268</b>
				<b>Task Light I</b>	\$121.00	\$123.00
<b>H_538</b>	54" X 16" X 36.5"	Cubic Ft:28.3	Ship Weight:180	<b>1217</b>	<b>1235</b>	<b>1254</b>
				<b>Task Light I</b>	\$121.00	\$123.00
<b>PULLS:</b>				BRUSHED CHROME <b>HW</b>	EBONY <b>HE</b>	BRIGHT BRASS <b>HB</b>
				OVAL NICKEL <b>HD</b>	<b>LOCKS</b>	\$150.00 <b>Y</b>

**Overhead Storage Unit**



- Two compartments with doors
- Center open storage
- Four paper storage shelves
- 18-1/2" monitor clearance under cabinet
- Grommet in back panel

Freight Class: 125

<b>H_478</b>	48" X 16" X 36.5"	Cubic Ft:24.3	Ship Weight:183	<b>981</b>	<b>996</b>	<b>1010</b>
				<b>Task Light I</b>	\$121.00	\$123.00
<b>PULLS:</b>				BRUSHED CHROME <b>HW</b>	EBONY <b>HE</b>	BRIGHT BRASS <b>HB</b>
				OVAL NICKEL <b>HD</b>	<b>LOCKS</b>	\$150.00 <b>Y</b>

**Overhead Storage Unit**



- Storage compartment
- Two doors
- Three paper storage shelves
- 18-1/2" monitor clearance under cabinet
- Grommet in back panel

Freight Class: 125

<b>H_476</b>	42" X 16" X 36.5"	Cubic Ft:24.3	Ship Weight:163	<b>911</b>	<b>925</b>	<b>938</b>
				<b>Task Light I</b>	\$121.00	\$123.00
<b>H_338</b>	36" X 16" X 36.5"	Cubic Ft:15.3	Ship Weight:145	<b>879</b>	<b>892</b>	<b>905</b>
				<b>Task Light I</b>	\$121.00	\$123.00
<b>H_336</b>	30" X 16" X 36.5"	Cubic Ft:15.3	Ship Weight:140	<b>827</b>	<b>839</b>	<b>852</b>
				<b>Task Light I</b>	\$121.00	\$123.00
<b>PULLS:</b>				BRUSHED CHROME <b>HW</b>	EBONY <b>HE</b>	BRIGHT BRASS <b>HB</b>
				OVAL NICKEL <b>HD</b>	<b>LOCKS</b>	\$75.00 <b>Y</b>

CONTEMPORARY LAMINATE



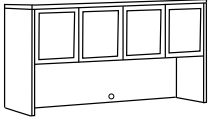
ZONE  
PRICING

1

2

3

## Overhead Storage Unit, Aluminum/Frosted Doors

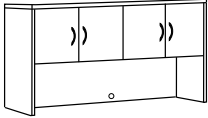


- Two storage compartments
- Four aluminum/frosted doors
- 21" monitor clearance under cabinet
- Grommet in back panel

Freight Class: 125

HW_737AD	72" X 16" X 36.5"	Cubic Ft:33.6	Ship Weight:220		<b>1858</b>	<b>1886</b>	<b>1914</b>
			<b>Task Light I</b>		\$121.00	\$123.00	\$125.00

## Overhead Storage Unit



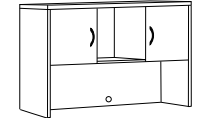
- Same features as above except:
- Four wood doors

Freight Class: 125

H_737	72" X 16" X 36.5"	Cubic Ft:33.6	Ship Weight:221		<b>1170</b>	<b>1188</b>	<b>1205</b>
			<b>Task Light I</b>		\$121.00	\$123.00	\$125.00
H_677	66" X 16" X 36.5"	Cubic Ft:28.3	Ship Weight:198		<b>929</b>	<b>943</b>	<b>957</b>
			<b>Task Light I</b>		\$121.00	\$123.00	\$125.00
H_675	60" X 16" X 36.5"	Cubic Ft:28.3	Ship Weight:180		<b>916</b>	<b>930</b>	<b>943</b>
			<b>Task Light I</b>		\$121.00	\$123.00	\$125.00
H_537	54" X 16" X 36.5"	Cubic Ft:28.3	Ship Weight:170		<b>907</b>	<b>921</b>	<b>935</b>
			<b>Task Light I</b>		\$121.00	\$123.00	\$125.00

<b>PULLS:</b>	BRUSHED CHROME <b>HW</b>	EBONY <b>HE</b>	BRIGHT BRASS <b>HB</b>	OVAL NICKEL <b>HD</b>	<b>LOCKS</b>	\$150.00 <b>Y</b>
	<b>QS FINISHES</b>		<b>WC</b>	<b>QS PULLS</b>		<b>W</b>

## Overhead Storage Unit



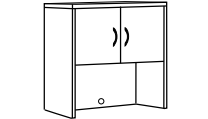
- Two compartments with doors
- Center open storage
- 21" monitor clearance under cabinet
- Grommet in back panel

Freight Class: 125

H_477	48" X 16" X 36.5"	Cubic Ft:24.3	Ship Weight:163		<b>742</b>	<b>753</b>	<b>764</b>
			<b>Task Light I</b>		\$121.00	\$123.00	\$125.00

<b>PULLS:</b>	BRUSHED CHROME <b>HW</b>	EBONY <b>HE</b>	BRIGHT BRASS <b>HB</b>	OVAL NICKEL <b>HD</b>	<b>LOCKS</b>	\$150.00 <b>Y</b>
---------------	--------------------------	-----------------	------------------------	-----------------------	--------------	-------------------

## Overhead Storage Unit



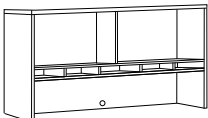
- Storage compartment
- Two doors
- 21" monitor clearance under cabinet
- Grommet in back panel

Freight Class: 125

H_475	42" X 16" X 36.5"	Cubic Ft:24.3	Ship Weight:143		<b>672</b>	<b>682</b>	<b>692</b>
			<b>Task Light I</b>		\$121.00	\$123.00	\$125.00
H_337	36" X 16" X 36.5"	Cubic Ft:15.3	Ship Weight:125		<b>643</b>	<b>653</b>	<b>662</b>
			<b>Task Light I</b>		\$121.00	\$123.00	\$125.00
H_335	30" X 16" X 36.5"	Cubic Ft:15.3	Ship Weight:120		<b>592</b>	<b>601</b>	<b>610</b>
			<b>Task Light I</b>		\$121.00	\$123.00	\$125.00

<b>PULLS:</b>	BRUSHED CHROME <b>HW</b>	EBONY <b>HE</b>	BRIGHT BRASS <b>HB</b>	OVAL NICKEL <b>HD</b>	<b>LOCKS</b>	\$75.00 <b>Y</b>
---------------	--------------------------	-----------------	------------------------	-----------------------	--------------	------------------

## Open Overhead Storage Unit

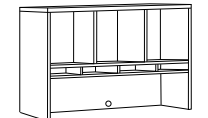


- Two cabinet compartments
- Five paper storage shelves
- 18-1/2" monitor clearance under cabinet
- Grommet in back panel

Freight Class: 125

HW_718	72" X 16" X 36.5"	Cubic Ft:33.6	Ship Weight:200		<b>1315</b>	<b>1335</b>	<b>1354</b>
			<b>Task Light I</b>		\$121.00	\$123.00	\$125.00
HW_618	66" X 16" X 36.5"	Cubic Ft:28.3	Ship Weight:178		<b>962</b>	<b>976</b>	<b>991</b>
			<b>Task Light I</b>		\$121.00	\$123.00	\$125.00
HW_616	60" X 16" X 36.5"	Cubic Ft:28.3	Ship Weight:160		<b>937</b>	<b>951</b>	<b>965</b>
			<b>Task Light I</b>		\$121.00	\$123.00	\$125.00

## Open Overhead Storage Unit

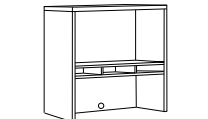


- Three cabinet compartments
- Four paper storage shelves
- 18-1/2" monitor clearance under cabinet
- Grommet in back panel

Freight Class: 125

HW_418	48" X 16" X 36.5"	Cubic Ft:24.3	Ship Weight:158		<b>802</b>	<b>814</b>	<b>826</b>
			<b>Task Light I</b>		\$121.00	\$123.00	\$125.00

## Open Overhead Storage Unit



- Storage compartment
- Three paper storage shelves
- 18-1/2" monitor clearance under cabinet
- Grommet in back panel

Freight Class: 125

HW_416	42" X 16" X 36.5"	Cubic Ft:24.3	Ship Weight:140		<b>733</b>	<b>744</b>	<b>755</b>
			<b>Task Light I</b>		\$121.00	\$123.00	\$125.00
HW_318	36" X 16" X 36.5"	Cubic Ft:15.3	Ship Weight:125		<b>720</b>	<b>731</b>	<b>742</b>
			<b>Task Light I</b>		\$121.00	\$123.00	\$125.00
HW_316	30" X 16" X 36.5"	Cubic Ft:15.3	Ship Weight:120		<b>706</b>	<b>717</b>	<b>727</b>
			<b>Task Light I</b>		\$121.00	\$123.00	\$125.00

CONTEMPORARY LAMINATE



FINISH SELECTION

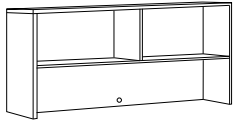
NATURAL MAPLE **FM** | WINDSOR CHERRY **WC** | MAHOGANY **M** | GRAPHITE **GP** |  
 MEDIUM OAK **O** | ASPEN **AP** | PEARWOOD **PW** | BLACK **E** | ESPRESSO **X** | GREY **G** |  
 CLASSIC CHERRY **CC** |

SIN 711-2 **HYPERWORK**

ZONE  
PRICING

**1**   **2**   **3**

**Open Overhead Storage Unit**

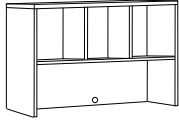


- Two cabinet compartments
- 21" monitor clearance under cabinet
- Grommet in back panel

Freight Class: 125

<b>HW_717</b>	<b>QS</b>	72" X 16" X 36.5"	Cubic Ft:33.6	Ship Weight:181	<b>997</b>	<b>1012</b>	<b>1027</b>
<b>Task Light I</b>					\$121.00	\$123.00	\$125.00
<b>HW_617</b>		66" X 16" X 36.5"	Cubic Ft:28.3	Ship Weight:158	<b>650</b>	<b>660</b>	<b>670</b>
<b>Task Light I</b>					\$121.00	\$123.00	\$125.00
<b>HW_615</b>		60" X 16" X 36.5"	Cubic Ft:28.3	Ship Weight:140	<b>628</b>	<b>637</b>	<b>647</b>
<b>Task Light I</b>					\$121.00	\$123.00	\$125.00
<b>QS FINISHES WC</b>							

**Open Overhead Storage Unit**

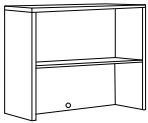


- Three cabinet compartments
- 21" monitor clearance under cabinet
- Grommet in back panel

Freight Class: 125

<b>HW_417</b>		48" X 16" X 36.5"	Cubic Ft:24.3	Ship Weight:138	<b>568</b>	<b>577</b>	<b>585</b>
<b>Task Light I</b>					\$121.00	\$123.00	\$125.00

**Open Overhead Storage Unit**



- Storage compartment
- 21" monitor clearance under cabinet
- Grommet in back panel

Freight Class: 125

<b>HW_415</b>		42" X 16" X 36.5"	Cubic Ft:24.3	Ship Weight:123	<b>501</b>	<b>509</b>	<b>516</b>
<b>Task Light I</b>					\$121.00	\$123.00	\$125.00
<b>HW_317</b>		36" X 16" X 36.5"	Cubic Ft:15.3	Ship Weight:105	<b>487</b>	<b>494</b>	<b>502</b>
<b>Task Light I</b>					\$121.00	\$123.00	\$125.00
<b>HW_315</b>		30" X 16" X 36.5"	Cubic Ft:15.3	Ship Weight:100	<b>472</b>	<b>479</b>	<b>486</b>
<b>Task Light I</b>					\$121.00	\$123.00	\$125.00

**Overhead Bookcase**

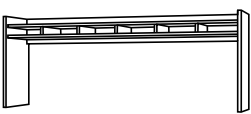


- 2 Adjustable shelves
- Fits 36" Lateral File, MultiFile or Two Door Storage Cabinet

Freight Class: 125

<b>HW_319</b>		36" X 16" X 36.5"	Cubic Ft:15.3	Ship Weight:115	<b>681</b>	<b>691</b>	<b>701</b>
---------------	--	-------------------	---------------	-----------------	------------	------------	------------

**72" Overhead Organizer**

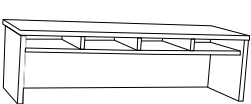


- Fits 72" worksurface
- Six paper storage shelves
- Open Back

Freight Class: 85

<b>HW_7227</b>		72" X 16" X 36.5"	Cubic Ft:23.0	Ship Weight:85	<b>765</b>	<b>776</b>	<b>788</b>
----------------	--	-------------------	---------------	----------------	------------	------------	------------

**Reception Organizer**

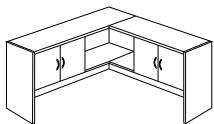


- Transaction countertop
- Four paper storage shelves

Freight Class: 70

<b>HW_4818</b>		48" X 18" X 14"	Cubic Ft:12.0	Ship Weight:50	<b>707</b>	<b>718</b>	<b>728</b>
----------------	--	-----------------	---------------	----------------	------------	------------	------------

**Corner Hutch with Doors**



- 72" x 72" footprint
- Two compartments with doors
- Open center storage
- 21" monitor clearance under cabinet
- If installed task light order, specify location
- Ships in two cartons
- Assembly required

Freight Class: 125

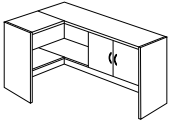
<b>H_ _CH7272</b>		72" X 72" X 36.5"	Cubic Ft:61.9	Ship Weight:316	<b>2264</b>	<b>2298</b>	<b>2332</b>					
<table border="1" style="width: 100%;"> <tr> <td><b>PULLS:</b></td> <td>BRUSHED CHROME <b>HW</b></td> <td>EBONY <b>HE</b></td> <td>BRIGHT BRASS <b>HB</b></td> <td>OVAL NICKEL <b>HD</b></td> </tr> </table>								<b>PULLS:</b>	BRUSHED CHROME <b>HW</b>	EBONY <b>HE</b>	BRIGHT BRASS <b>HB</b>	OVAL NICKEL <b>HD</b>
<b>PULLS:</b>	BRUSHED CHROME <b>HW</b>	EBONY <b>HE</b>	BRIGHT BRASS <b>HB</b>	OVAL NICKEL <b>HD</b>								

CONTEMPORARY LAMINATE



ZONE PRICING	1	2	3
--------------	---	---	---

### Left Corner Hutch with Doors



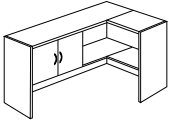
- 72" or 66" with 36" left return
- Right compartment with doors
- Open center/return storage
- 21" monitor clearance under cabinet
- Optional Accessory Wall and Tack Board pages 211-213
- Ships in two cartons
- Assembly required

Freight Class: 125

Model	Dimensions	Cubic Ft.	Ship Weight	1	2	3
H_ <u>CH</u> 7236L	72" X 36" X 36.5"	45.2	253	1595	1619	1643
			Task Light <b>T</b>	\$121.00	\$123.00	\$125.00
H_ <u>CH</u> 6636L	66" X 36" X 36.5"	39.9	223	1387	1408	1429
			Task Light <b>T</b>	\$121.00	\$123.00	\$125.00

**PULLS:** BRUSHED CHROME **HW** EBONY **HE** BRIGHT BRASS **HB** OVAL NICKEL **HD**

### Right Corner Hutch with Doors



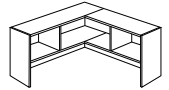
- Same description as above except:
- 72" or 66" with 36" right return
- Left compartment with doors

Freight Class: 125

Model	Dimensions	Cubic Ft.	Ship Weight	1	2	3
H_ <u>CH</u> 7236R	72" X 36" X 36.5"	45.2	253	1595	1619	1643
			Task Light <b>T</b>	\$121.00	\$123.00	\$125.00
H_ <u>CH</u> 6636R	66" X 36" X 36.5"	39.9	223	1387	1408	1429
			Task Light <b>T</b>	\$121.00	\$123.00	\$125.00

**PULLS:** BRUSHED CHROME **HW** EBONY **HE** BRIGHT BRASS **HB** OVAL NICKEL **HD**

### Open Corner Hutch

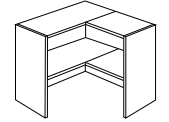


- 72" x 72" footprint
- Open storage
- 21" monitor clearance under cabinet
- If installed task light order, specify location
- Ships in two cartons
- Assembly required

Freight Class: 125

Model	Dimensions	Cubic Ft.	Ship Weight	1	2	3
HW_ <u>CHO</u> 7272	72" X 72" X 36.5"	45.2	233	1973	2003	2032

### Open Corner Hutch

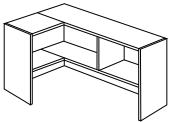


- 42" or 36" footprint
- Open storage
- 21" monitor clearance under cabinet
- If installed task light order, specify location
- Ships in two cartons
- Assembly required

Freight Class: 125

Model	Dimensions	Cubic Ft.	Ship Weight	1	2	3
HW_ <u>CHO</u> 4242	42" X 42" X 36.5"	35.9	180	897	910	924
HW_ <u>CHO</u> 3636	36" X 36" X 36.5"	26.8	165	837	850	862

### Left Open Corner Hutch

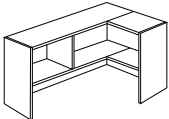


- 72" or 66" with 36" left return
- Open storage
- 21" monitor clearance under cabinet
- If installed task light order, specify location
- Ships in two cartons
- Assembly required

Freight Class: 125

Model	Dimensions	Cubic Ft.	Ship Weight	1	2	3
HW_ <u>CHO</u> 7236L	42" X 36" X 36.5"	45.2	233	1272	1291	1310
			Task Light <b>T</b>	\$121.00	\$123.00	\$125.00
HW_ <u>CHO</u> 6636L	72" X 36" X 36.5"	39.9	203	1112	1129	1145
			Task Light <b>T</b>	\$121.00	\$123.00	\$125.00

### Right Open Corner Hutch



- Same description as above except:
- 72" or 66" with 36" right return

Freight Class: 125

Model	Dimensions	Cubic Ft.	Ship Weight	1	2	3
HW_ <u>CHO</u> 7236R	72" X 36" X 36.5"	45.2	233	1272	1291	1310
			Task Light <b>T</b>	\$121.00	\$123.00	\$125.00
HW_ <u>CHO</u> 6636R	66" X 36" X 36.5"	39.9	203	1112	1129	1145
			Task Light <b>T</b>	\$121.00	\$123.00	\$125.00

FINISH SELECTION

NATURAL MAPLE **FM** | WINDSOR CHERRY **WC** | MAHOGANY **M** | GRAPHITE **GP** |  
 MEDIUM OAK **O** | ASPEN **AP** | PEARWOOD **PW** | BLACK **E** | ESPRESSO **X** | GREY **G** |  
 CLASSIC CHERRY **CC** |

ZONE  
PRICING

1

2

3

**STORAGE, FILING & BOOKCASES:**

**Two-Drawer Lateral File**



- Two file drawers, legal or letter filing
- Single-key, front-locking
- Pre-installed black filing hardware
- Anti-tilt counterweight standard
- Hardwood bottom support rail secured with metal bracket on each end

Freight Class: 100

<b>H_346</b>	<b>QS</b>	36.5" X 24" X 29"	Cubic Ft:19.8	Ship Weight:185	<b>959</b>	<b>973</b>	<b>988</b>
<b>H_326</b>		30.75" X 20" X 29"	Cubic Ft:14.0	Ship Weight:140	<b>899</b>	<b>912</b>	<b>926</b>
<b>PULLS:</b>		BRUSHED CHROME <b>HW</b>	EBONY <b>HE</b>	BRIGHT BRASS <b>HB</b>	OVAL NICKEL <b>HD</b>	<b>EXTRA THICK BOTTOM</b> \$160.00 <b>H</b>	
		<b>QS FINISHES</b> <b>WC</b>			<b>QS PULLS</b> <b>W</b>		

**Three-Drawer Lateral File**



- Three file drawers, legal or letter filing
- Pre-installed black filing hardware
- Central locking (lock on front)
- Anti-tilt mechanism prevents more than one drawer opening at one time
- Hardwood bottom support rail secured with metal bracket on each end

Freight Class: 100

<b>H_3036</b>	<b>QS</b>	30.75" X 20.75" X 44.5"	Cubic Ft:27.9	Ship Weight:208	<b>1777</b>	<b>1804</b>	<b>1830</b>
<b>PULLS:</b>		BRUSHED CHROME <b>HW</b>	EBONY <b>HE</b>	BRIGHT BRASS <b>HB</b>	OVAL NICKEL <b>HD</b>	<b>EXTRA THICK BOTTOM</b> \$240.00 <b>H</b>	
		<b>QS FINISHES</b> <b>WC</b>			<b>QS PULLS</b> <b>W</b>		

**Four-Drawer Lateral File**



- Four file drawers, legal or letter filing
- Pre-installed black filing hardware
- Central locking (lock on front)
- Anti-tilt mechanism prevents more than one drawer opening at one time
- Hardwood bottom support rail secured with metal bracket on each end

Freight Class: 100

<b>H_426</b>	<b>QS</b>	30.75" X 20.75" X 56.75"	Cubic Ft:27.9	Ship Weight:252	<b>2039</b>	<b>2070</b>	<b>2100</b>
<b>PULLS:</b>		BRUSHED CHROME <b>HW</b>	EBONY <b>HE</b>	BRIGHT BRASS <b>HB</b>	OVAL NICKEL <b>HD</b>	<b>EXTRA THICK BOTTOM</b> \$320.00 <b>H</b>	
		<b>QS FINISHES</b> <b>WC</b>			<b>QS PULLS</b> <b>W</b>		

**Mobile Box/Box/File Pedestal**



- Fits under work surfaces
- Box/Box/File
- Pre-installed, black filing hardware
- Legal or letter filing
- Single-key front locking
- Four casters, two locking

Freight Class: 100

<b>H_212BF</b>		16" X 27.25"	Cubic Ft:10.3	Ship Weight:105	<b>835</b>	<b>848</b>	<b>860</b>
<b>PULLS:</b>		BRUSHED CHROME <b>HW</b>	EBONY <b>HE</b>	BRIGHT BRASS <b>HB</b>	OVAL NICKEL <b>HD</b>		

**Mobile File/File Pedestal**



- Fits under work surfaces
- File/File
- Pre-installed, black filing hardware
- Legal or letter filing
- Single-key front locking
- Four casters, two locking

Freight Class: 100

<b>H_21F</b>		16" X 27.25"	Cubic Ft:9.9	Ship Weight:93	<b>835</b>	<b>848</b>	<b>860</b>
<b>PULLS:</b>		BRUSHED CHROME <b>HW</b>	EBONY <b>HE</b>	BRIGHT BRASS <b>HB</b>	OVAL NICKEL <b>HD</b>		

**Mobile Box/File Pedestal**



- Pre-installed black filing hardware
- Letter or legal filing
- Front locking
- Four casters, two locking

Freight Class: 100

<b>H_20</b>		16" X 22.25" X 23.5"	Cubic Ft:7.0	Ship Weight:85	<b>761</b>	<b>772</b>	<b>784</b>
-------------	--	----------------------	--------------	----------------	------------	------------	------------

CONTEMPORARY LAMINATE



ZONE PRICING	1	2	3
--------------	---	---	---

## Mobile Box/File Pedestal with Upholstered Top



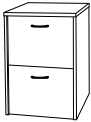
- Pre-installed black filing hardware
- Letter or legal filing
- Front locking
- Upholstered seat on top
- Four casters, two locking

Freight Class: 100

**H\_ \_20S** 16" X 22.25" X 23.5"

			1	2	3
<b>1</b>	Cubic Ft:7.0	Ship Weight:87	<b>949</b>	<b>963</b>	<b>977</b>
<b>2/COM</b>	Cubic Ft:7.0	Ship Weight:87	<b>964</b>	<b>978</b>	<b>993</b>
<b>3/COL</b>	Cubic Ft:7.0	Ship Weight:87	<b>981</b>	<b>996</b>	<b>1011</b>
<b>4</b>	Cubic Ft:7.0	Ship Weight:87	<b>1008</b>	<b>1023</b>	<b>1039</b>
<b>5</b>	Cubic Ft:7.0	Ship Weight:87	<b>1063</b>	<b>1079</b>	<b>1095</b>
<b>L</b>	Cubic Ft:7.0	Ship Weight:87	<b>1164</b>	<b>1181</b>	<b>1199</b>

## Two-Drawer Legal File



- Legal filing front-to-back
- Two legal size file drawers
- Pre-installed, black filing hardware
- Lock on front

Freight Class: 100

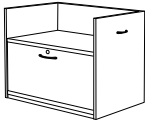
**H\_ \_2DLF** 19" X 24" X 29"

Cubic Ft:12.2 Ship Weight:111

**947 961 975**

**PULLS:** BRUSHED CHROME **HW** EBONY **HE** BRIGHT BRASS **HB** OVAL NICKEL **HD**

## Mobile-Under Surface Storage/File



- Fits under work surfaces
- Lateral file drawer
- Pre-installed, black filing hardware
- Legal or letter filing
- Single-key front locking
- Optional seat cushion

Freight Class: 100

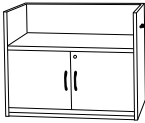
**H\_ \_26** 30.5" X 20.5" X 26"

Cubic Ft:13.9 Ship Weight:116

**1035 1051 1066**

**PULLS:** BRUSHED CHROME **HW** EBONY **HE** BRIGHT BRASS **HB** OVAL NICKEL **HD** **EXTRA THICK BOTTOM** \$80.00 **H**

## Mobile Under Surface Storage/Cabinet



- Fits under work surfaces
- Storage cabinet with doors
- Single-key locking
- Optional seat cushion

Freight Class: 100

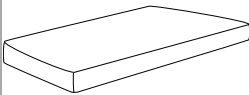
**H\_ \_26D** 30.5" X 20.5" X 26"

Cubic Ft:13.9 Ship Weight:101

**899 912 926**

**PULLS:** BRUSHED CHROME **HW** EBONY **HE** BRIGHT BRASS **HB** OVAL NICKEL **HD**

## Seat Cushion



28.5" X 19" X 2"


Freight Class: 100

- Fits H\_ \_26 and H\_ \_26D under surface storage cabinets
- Available in any upholstery

**H26** 28.5" X 19" X 2"

			1	2	3
<b>1</b>	Cubic Ft:2.0	Ship Weight:3	<b>262</b>	<b>266</b>	<b>270</b>
<b>2/COM</b>	Cubic Ft:2.0	Ship Weight:3	<b>289</b>	<b>293</b>	<b>298</b>
<b>3/COL</b>	Cubic Ft:2.0	Ship Weight:3	<b>329</b>	<b>334</b>	<b>339</b>
<b>4</b>	Cubic Ft:2.0	Ship Weight:3	<b>381</b>	<b>387</b>	<b>392</b>
<b>5</b>	Cubic Ft:2.0	Ship Weight:3	<b>447</b>	<b>454</b>	<b>460</b>

## Multi-File



- One Lateral file drawer with lock
- One File drawer
- Two box drawers
- Hot Projects Access SLOT
- Pre-installed black filing hardware
- Legal or letter filing

Freight Class: 100

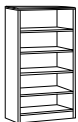
**H\_ \_735** 36.5" X 24" X 29"

Cubic Ft:19.8 Ship Weight:196

**1135 1152 1169**

**PULLS:** BRUSHED CHROME **HW** EBONY **HE** BRIGHT BRASS **HB** OVAL NICKEL **HD** **EXTRA THICK BOTTOM** \$80.00 **H**

## Bookcase



- 84"=5 adjustable shelves
- 72"=4 adjustable shelves (shown)
- 60"=3 adjustable shelves
- Bottom shelf fixed
- All shelves 1" thick
- AdvantEdge front edge
- Back panel finished one side

Freight Class: 125

**HW\_60** 36" X 12" X 60"

Cubic Ft:21.0 Ship Weight:121

**801 813 825**

**HW\_72** 36" X 12" X 72"

Cubic Ft:24.7 Ship Weight:149

**909 923 936**

**HW\_84** 36" X 12" X 84"

Cubic Ft:29.0 Ship Weight:178

**973 988 1002**

FINISH SELECTION

NATURAL MAPLE **FM** | WINDSOR CHERRY **WC** | MAHOGANY **M** | GRAPHITE **GP** |  
 MEDIUM OAK **O** | ASPEN **AP** | PEARWOOD **PW** | BLACK **E** | ESPRESSO **X** | GREY **G** |  
 CLASSIC CHERRY **CC** |

SIN 711-2 **HYPERWORK**

ZONE  
PRICING

**1**   **2**   **3**

**Bookcase**

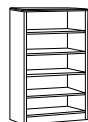


- HW\_48 same as above except 2 adjustable shelves (shown)
- HW\_36 same as above except 1 adjustable shelf

<b>HW_36</b>	36" X 12" X 36"	Cubic Ft:13.0	Ship Weight:85	<b>549</b>	<b>557</b>	<b>565</b>
<b>HW_48</b>	36" X 12" X 48"	Cubic Ft:10.8	Ship Weight:107	<b>581</b>	<b>590</b>	<b>598</b>

Freight Class: 125

**Five Shelf Bookcase**



- Three adjustable shelves
- Bottom and second-from-bottom shelves fixed
- All shelves 1" thick
- AdvantEdge front edge
- Back panel 3/4" thick, finished both sides

<b>HW_65</b>	<b>QS</b>	36" X 12" X 65.5"	Cubic Ft:31.8	Ship Weight:205	<b>844</b>	<b>857</b>	<b>869</b>
--------------	-----------	-------------------	---------------	-----------------	------------	------------	------------

**QS FINISHES WC**

Freight Class: 125

**Bookcase with Doors**



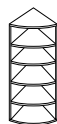
- Two adjustable shelves in top
- Bottom shelf fixed
- One adjustable shelf behind doors
- All shelves 1" thick
- AdvantEdge front edge
- Back panel finished both sides
- One adjustable shelf behind doors

<b>H_652D</b>		36" X 16" X 65.5"	Cubic Ft:31.8	Ship Weight:222	<b>1098</b>	<b>1114</b>	<b>1131</b>
---------------	--	-------------------	---------------	-----------------	-------------	-------------	-------------

**PULLS:** BRUSHED CHROME **HW**   EBONY **HE**   BRIGHT BRASS **HB**   OVAL NICKEL **HD**

Freight Class: 125

**Curved Corner Bookcase - 65.5" High**

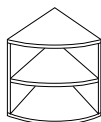


- Fits in corner at end of workstation
- Five shelf storage
- Four adjustable shelves
- Bottom shelf fixed
- All shelves 1" thick
- AdvantEdge front edge

<b>HW_CB65</b>		24" X 24" X 65.5"	Cubic Ft:31.6	Ship Weight:182	<b>904</b>	<b>918</b>	<b>931</b>
----------------	--	-------------------	---------------	-----------------	------------	------------	------------

Freight Class: 125

**Curved Corner Bookcase - 29" High**



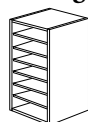
- Two sizes
- Fits in corner at end of work surface
- Middle shelf adjustable
- All shelves 1" thick
- AdvantEdge front edge

<b>HW_CB29</b>		24" X 24" X 29"	Cubic Ft:19.4	Ship Weight:115	<b>581</b>	<b>590</b>	<b>598</b>
----------------	--	-----------------	---------------	-----------------	------------	------------	------------

<b>HW_CB2930</b>		30" X 30" X 29"	Cubic Ft:19.4	Ship Weight:140	<b>697</b>	<b>707</b>	<b>718</b>
------------------	--	-----------------	---------------	-----------------	------------	------------	------------

Freight Class: 125

**Compact Organizer**



- Rests on credenza, return, etc.
- Fits beneath overheads without paper storage
- Five pullout paper shelves
- One pullout accessory tray with tape dispenser

<b>HW_CO</b>		11" X 13" X 22"	Cubic Ft:2.1	Ship Weight:40	<b>321</b>	<b>326</b>	<b>331</b>
--------------	--	-----------------	--------------	----------------	------------	------------	------------

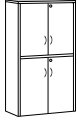
Freight Class: 100

CONTEMPORARY LAMINATE



## CONFERENCE CASEGOODS & TABLES:

### Mobile Audio/Visual Cabinet



- Full-opening doors
- Upper/lower locks
- Up to 29", 150-lb. TV
- Pullout 360-degree swivel TV shelf
- Adjustable VCR shelf at top
- Two adjustable shelves in bottom
- Shelf & back grommets
- 400-lb. capacity
- Handhold for easy movement
- Casters for mobility

H\_65AV

36.5" X 24" X 65.5"

Cubic Ft:43.1

Ship Weight:326

2429

2465

2502

PULLS: BRUSHED CHROME **HW** EBONY **HE** BRIGHT BRASS **HB** OVAL NICKEL **HD**

Freight Class: 125

### Mobile Media Stand



- Three adjustable shelves
- Cords drop behind shelves
- Casters for mobility
- Grommets in back for wire management
- Hand hold for easy movement

HW\_MMS

24" X 24" X 65.5"

Cubic Ft:31.6

Ship Weight:192

1207

1225

1243

Freight Class: 125

### Storage Cabinet



- Storage compartment 34" x 19-5/8" x 34"
- Two adjustable shelves in storage compartment
- Two lateral file drawers, legal or letter filing
- Single-key, front-locking file cabinet
- Hardwood bottom support rail secured with metal bracket on each end

H\_65STOR

QS

36" X 24" X 65.5"

Cubic Ft:40.3

Ship Weight:300

1627

1651

1676

PULLS: BRUSHED CHROME **HW** EBONY **HE** BRIGHT BRASS **HB** OVAL NICKEL **HD**

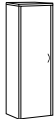
EXTRA THICK BOTTOM \$160.00 **H**

QS FINISHES WC

QS PULLS W

Freight Class: 125

### Wardrobe



- Coat rod mounted side-to-side
- Adjustable shelf near bottom
- H\_65WDL - Door hinge on left
- H\_65WDR - Door hinge on right
- Shown with left hinge

H\_65WDL

24" X 24" X 65.5"

Cubic Ft:31.6

Ship Weight:130

1148

1165

1182

H\_65WDR

24" X 24" X 65.5"

Cubic Ft:31.6

Ship Weight:130

1148

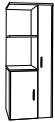
1165

1182

PULLS: BRUSHED CHROME **HW** EBONY **HE** BRIGHT BRASS **HB** OVAL NICKEL **HD**

Freight Class: 125

### Left 3-In-1 Storage



- Coat rod in wardrobe side on right
- One adjustable and one fixed shelf in top left
- Storage bottom left with one adjustable shelf

H\_65TL

24" X 24" X 65.5"

Cubic Ft:31.6

Ship Weight:208

1433

1454

1476

PULLS: BRUSHED CHROME **HW** EBONY **HE** BRIGHT BRASS **HB** OVAL NICKEL **HD**

Freight Class: 125

### Right 3-In-1 Storage



- Coat rod in top wardrobe left side
- One adjustable and one fixed shelf in right top
- Storage bottom right with one adjustable shelf

H\_65TR

24" X 24" X 65.5"

Cubic Ft:31.6

Ship Weight:208

1433

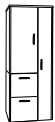
1454

1476

PULLS: BRUSHED CHROME **HW** EBONY **HE** BRIGHT BRASS **HB** OVAL NICKEL **HD**

Freight Class: 125

### Personal Tower, Right



- Coat rod in wardrobe on right
- Storage cabinet with door above drawers with one adjustable shelf
- H\_65PTR - Two file drawers
- H\_65PTR2BF - Two box and one file drawer

H\_65PTR (Shown)

24" X 24" X 65.5"

Cubic Ft:31.6

Ship Weight:255

1767

1794

1821

H\_65PTR2BF

24" X 24" X 65.5"

Cubic Ft:31.6

Ship Weight:255

1869

1897

1925

Freight Class: 125

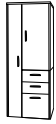
FINISH SELECTION

NATURAL MAPLE **FM** | WINDSOR CHERRY **WC** | MAHOGANY **M** | GRAPHITE **GP** |  
 MEDIUM OAK **O** | ASPEN **AP** | PEARWOOD **PW** | BLACK **E** | ESPRESSO **X** | GREY **G** |  
 CLASSIC CHERRY **CC** |

ZONE  
PRICING

**1**   **2**   **3**

**Personal Tower, Left**



- Coat rod in wardrobe on left
- Storage cabinet with door above drawers with one adjustable shelf
- H\_ \_65PTL - Two file drawers
- H\_ \_65PTL2BF - Two box and one file drawer

Freight Class: 125

<b>H_ _65PTL</b>	24" X 24" X 65.5"	Cubic Ft:31.6	Ship Weight:255	<b>1767</b>	<b>1794</b>	<b>1821</b>
<b>H_ _65PTL2BF</b> (Shown)	24" X 24" X 65.5"	Cubic Ft:31.6	Ship Weight:255	<b>1869</b>	<b>1897</b>	<b>1925</b>

**MultiUse Wardrobe/ Storage**



- Two-door storage area
- Coat rod mounted side-to-side left side
- Four adjustable shelves right
- Both sides drilled for adjustable shelves
- 3/4" thick shelves
- Individually locking doors

Freight Class: 125

<b>H_ _65DWD</b>	36" X 24" X 65.5"	Cubic Ft:40.3	Ship Weight:350	<b>1944</b>	<b>1973</b>	<b>2002</b>
<b>PULLS:</b>	BRUSHED CHROME <b>HW</b>	EBONY <b>HE</b>	BRIGHT BRASS <b>HB</b>	OVAL NICKEL <b>HD</b>		

**Two-Door Storage Cabinet**

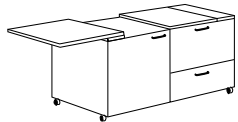


- Two-door storage cabinet
- Four full width adjustable shelves

Freight Class: 125

<b>H_ _65DS</b>	36" X 24" X 65.5"	Cubic Ft:40.3	Ship Weight:300	<b>1843</b>	<b>1871</b>	<b>1899</b>
-----------------	-------------------	---------------	-----------------	-------------	-------------	-------------

**Mobile Server Credenza**



- Flip-open tops with concealed hinges extends top surface to 72" wide
- Inside top/right drawer dimensions: 20" x 18" x 13" Holds 2 liter bottles upright
- Bottom/right drawer dimensions: 20" x 18" x 8"
- Inside Compartment Dimensions: 22" x 21" x 24" Left Side
- Door compartment includes nine holes for ventilation of small refrigerator
- Casters for mobility

Freight Class: 125

<b>H_ _2248</b>	48" X 24" X 29"	Cubic Ft:25.3	Ship Weight:228	<b>1461</b>	<b>1483</b>	<b>1505</b>
-----------------	-----------------	---------------	-----------------	-------------	-------------	-------------

**Mobile Server Cart**

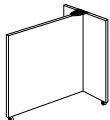


- Flip-open top
- Top drawer 20" x 18" x 13"H stores 2-liter soda bottles upright
- Bottom drawer 20" x 18" x 8"H
- Casters for mobility
- 3/8" thick drawer bottoms

Freight Class: 100

<b>H_ _2224</b>	24.25" X 24.5" X 29"	Cubic Ft:16.7	Ship Weight:150	<b>1289</b>	<b>1308</b>	<b>1328</b>
-----------------	----------------------	---------------	-----------------	-------------	-------------	-------------

**Mobile Teaming Board**

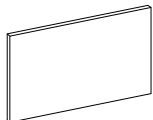


- Dry-Erase whiteboard both sides
- Includes markers, eraser and mountable holder
- Tackboard available below
- Requires assembly
- Casters for mobility

Freight Class: 100

<b>HW_MT B</b>	49" X 24" X 72"	Cubic Ft:13.2	Ship Weight:178	<b>1021</b>	<b>1036</b>	<b>1052</b>
----------------	-----------------	---------------	-----------------	-------------	-------------	-------------

**Tackboard for Mobile Teaming Board**



- Fully tackable surface
- Cobblestone #675 black fabric
- Mounts to mobile teaming board

Freight Class: 100

<b>HW_MT B T B</b>	47.5" X 35.5"	Cubic Ft:3.1	Ship Weight:20	<b>445</b>	<b>452</b>	<b>458</b>
--------------------	---------------	--------------	----------------	------------	------------	------------

CONTEMPORARY LAMINATE




ZONE  
PRICING

**1**

**2**

**3**

## Marker Board



- Marker board 45" x 42" inside
- Eraser and marker kit included
- Reverse-side of doors feature grey fabric-covered tackable surface
- Magnetic door catches
- Optional pre-installed Projection Screen; add "P" to model number — see below for pricing
- Grey finish features black case/frame

Freight Class: 100

<b>H_MB</b>	48" X 48"	Cubic Ft:12.2	Ship Weight:141	<b>1097</b>	<b>1113</b>	<b>1130</b>
-------------	-----------	---------------	-----------------	-------------	-------------	-------------

<b>PULLS:</b>	BRUSHED CHROME <b>HW</b>	EBONY <b>HE</b>	BRIGHT BRASS <b>HB</b>	OVAL NICKEL <b>HD</b>
---------------	--------------------------	-----------------	------------------------	-----------------------

## Projection Screen

- Roll down projection screen fits inside Marker Board
- Requires removal of fascia board for installation

Freight Class: 100

<b>PROJECTSCREEN</b>	40" X 48"	Cubic Ft:1.2	Ship Weight:5	<b>134</b>	<b>136</b>	<b>138</b>
----------------------	-----------	--------------	---------------	------------	------------	------------

## Standing Lectern

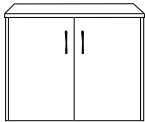


- Pencil catch on angled surface is painted black on solid colors
- 2 Storage shelves for presentation materials
- 4 Casters included for field installation, 2 locking

Freight Class: 125

<b>HW_LS46C</b>	24" X 15" X 46"	Cubic Ft:13.8	Ship Weight:83	<b>683</b>	<b>693</b>	<b>703</b>
-----------------	-----------------	---------------	----------------	------------	------------	------------

## 2-Door Storage Unit



- Two hinged doors
- One adjustable shelf in storage area
- Leveling glides
- Inside dimension 34" x 21" x 25"

Freight Class: 100

<b>H_732</b>	36.5" X 24" X 29"	Cubic Ft:19.2	Ship Weight:133	<b>869</b>	<b>882</b>	<b>895</b>
--------------	-------------------	---------------	-----------------	------------	------------	------------

<b>PULLS:</b>	BRUSHED CHROME <b>HW</b>	EBONY <b>HE</b>	BRIGHT BRASS <b>HB</b>	OVAL NICKEL <b>HD</b>
---------------	--------------------------	-----------------	------------------------	-----------------------

## Adjustable Height Computer Table



- Top height adjusts from 29" sitting position to 46" standing position
- Manual crank stores under top when not in use
- Four casters, two locking
- Ships in two cartons
- Assembly required

Freight Class: 85

<b>HW_2630AT</b>	30" X 26" X 29"	Cubic Ft:9.8	Ship Weight:78	<b>1651</b>	<b>1676</b>	<b>1701</b>
------------------	-----------------	--------------	----------------	-------------	-------------	-------------

## Mobile Height-Adjustable Pie Shape Table



- Pie-shape top
- 10" pneumatic height adjustment for sitting or standing work area
- Five-star base with locking casters
- Freestanding

Freight Class: 125

<b>HW_ET24</b>	24" X 28" X 23"	Cubic Ft:16.7	Ship Weight:41	<b>804</b>	<b>816</b>	<b>828</b>
----------------	-----------------	---------------	----------------	------------	------------	------------

<b>HW_ET30</b>	30" X 35" X 23"	Cubic Ft:16.7	Ship Weight:51	<b>852</b>	<b>865</b>	<b>878</b>
----------------	-----------------	---------------	----------------	------------	------------	------------

## Mobile Height-Adjustable Bullet Shape Table



- Bullet-shape top
- 10" pneumatic height adjustment for sitting or standing work area
- Five-star base with locking casters
- Freestanding

Freight Class: 125

<b>HW_MT24</b>	24" X 28" X 23"	Cubic Ft:16.7	Ship Weight:45	<b>684</b>	<b>694</b>	<b>705</b>
----------------	-----------------	---------------	----------------	------------	------------	------------

<b>HW_MT30</b>	30" X 28" X 23"	Cubic Ft:16.7	Ship Weight:60	<b>740</b>	<b>751</b>	<b>762</b>
----------------	-----------------	---------------	----------------	------------	------------	------------

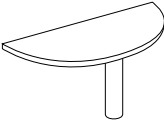
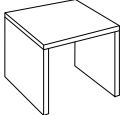
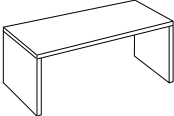
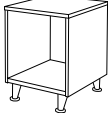
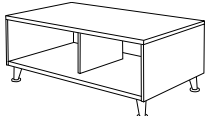
CONTEMPORARY LAMINATE



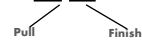
FINISH SELECTION

NATURAL MAPLE **FM** | WINDSOR CHERRY **WC** | MAHOGANY **M** | GRAPHITE **GP** |  
 MEDIUM OAK **O** | ASPEN **AP** | PEARWOOD **PW** | BLACK **E** | ESPRESSO **X** | GREY **G** |  
 CLASSIC CHERRY **CC** |

SIN 711-2 **HYPERWORK**

				ZONE PRICING			
				1	2	3	
<b>Spanner Island</b>  <ul style="list-style-type: none"> <li>• Top + column</li> <li>• 5" diameter base with powdercoated black finish and leveling glide</li> <li>• Use at end of back-to-back returns, shells or credenzas</li> <li>• Requires assembly</li> </ul>	<b>HW_ST60</b>	60" X 30" X 29"	Cubic Ft:7.2	Ship Weight:96	757	768	780
	<b>HW_ST48</b>	48" X 24" X 29"	Cubic Ft:4.8	Ship Weight:66	627	636	646
Freight Class: 85							
<b>End Table</b>  <ul style="list-style-type: none"> <li>• Multiple uses</li> <li>• Requires assembly</li> </ul>	<b>HW_ET23</b>	<b>QS</b> 22" X 24" X 18"	Cubic Ft:2.1	Ship Weight:30	290	294	299
					<b>QS FINISHES WC</b>		
Freight Class: 85							
<b>Coffee Table</b>  <ul style="list-style-type: none"> <li>• Multiple uses</li> <li>• Requires assembly</li> </ul>	<b>HW_CT20</b>	<b>QS</b> 48" X 24" X 15"	Cubic Ft:3.6	Ship Weight:50	346	351	356
					<b>QS FINISHES WC</b>		
Freight Class: 85							
<b>End Table</b>  <ul style="list-style-type: none"> <li>• Open storage/display shelf and top</li> <li>• Angled satin finish chrome legs with stationary feet to match Claudia series</li> <li>• Ships fully assembled</li> </ul>	<b>HW_ET18</b>	18" X 22" X 24"	Cubic Ft:6.9	Ship Weight:50	516	524	531
Freight Class: 150							
<b>Coffee Table</b>  <ul style="list-style-type: none"> <li>• Open storage/display shelf and top</li> <li>• Angled satin finish chrome legs with stationary feet to match Claudia series</li> <li>• Ships fully assembled</li> </ul>	<b>HW_CT48</b>	48" X 24" X 18"	Cubic Ft:11.9	Ship Weight:96	664	674	684
Freight Class: 150							

CONTEMPORARY LAMINATE



## CHARACTERISTICS

- Non-handed for quick, easy changes and reconfiguration
- Freestanding pedestals
- Shells shipped flat
- Non-locking
- Integrates with complete Hyperwork line

## FINISHES:

– ALL COLORS ARE THE SAME PRICE –  
All finishes are thermally fused laminates unless otherwise noted. A high pressure laminate top option is available for a 15% pricing top charge and a six-week lead time will apply. High pressure laminate tops are only offered in Windsor Cherry, Mahogany and Grey. Contact your customer service representative to discuss specific high pressure laminate needs and to obtain price and delivery quotes.

## FINISH COLORS

AP Aspen	PW Pearwood
E Black	WC Windsor Cherry
FM Natural Maple	G Grey
GP Graphite	X Espresso
M Mahogany	CC Classic Cherry
O Medium Oak	

## PULL OPTIONS

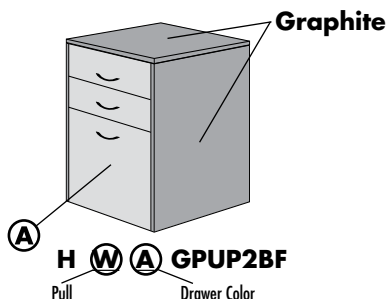
All pulls constructed of solid metal and feature curvilinear design. When ordering, use the corresponding pull designator at the beginning of the model number.

GW	Brushed Chrome
GE	Ebony
GB	Bright Brass
GD	Oval Nickel

## PEDESTALS

All pedestals are fully assembled, freestanding with wrench adjustable leg levelers pre-installed. Pedestal case are Graphite color thermally fused laminate with 3mm PVC edgebanding. Drawer fronts are 3/4" thermally fused laminate with 3mm PVC edgebanding.

Agility pedestals feature standard graphite (GP) cases; specify drawer front color.



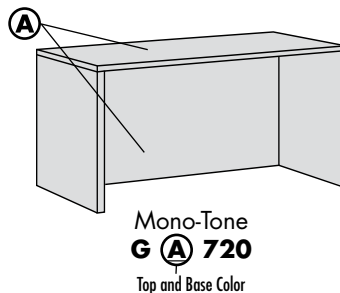
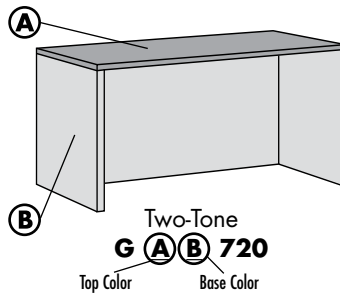
## TOPS

All tops are 1"-thick with thermally fused laminate surface, proper backing and full 3 millimeter PVC AdvantEdge banding as required. All bridge and return tops feature common grain direction with connecting units.

## SHELLS

All shells ship flat and require assembly. Metal fasteners (cam/pin) allow quick, easy assembly with power screwdriver.

Agility shells are available in two-tone color combinations (top vs. base). For monochrome units, specify one finish.



## PANELS

End panels are 1" thick core with thermally fused laminate on both sides and full 3mm PVC AdvantEdge banding as required. Full modesty panels are 3/4" thick core with thermally fused laminate on both sides and full 3mm PVC AdvantEdge banding as required. Heavy-duty, wrench adjustable nylon leveling glides furnished.

## DRAWERS

All drawer fronts are constructed of 3/4" thick core with thermally fused laminate on both sides and full 3mm PVC AdvantEdge banding as required. Drawer sides are 1/2" thick vinyl wrap with oak grain pattern. Drawer bottoms are 1/8" thick hardboard with oak grain pattern.

- All drawers suspended on smooth-action steel, ball-bearing slides
- File and lateral file drawers mounted on heavy-duty, ball-bearing, full-extension slides

- All file and lateral file drawers constructed for suspended filing with 25 lb maximum weight for bottom-loading
- Drawers constructed with 5 sides for extra strength and durability. Drawer front is the fifth side and is removable for field-repair or hardware additions

## FILING

All file drawers include pre-installed, black filing hardware, easily reconfigured by user to adapt to specific requirements.

- Black filing hardware includes pre-installed rails with easy-adjust crossbar
- All file drawers accommodate letter-size filing front-to-back and letter- or legal-size filing side-to-side
- All lateral file drawers accommodate legal-size filing side-to-side and letter size filing front-to-back

## WIRE MANAGEMENT

See features for number of grommets and location. Additional grommets can be added for extended wire management capability at \$106 list per grommet. Includes factory cut and installed grommet and black sleeve. Call for special quote. Specify location and quote number with order.

## QUICKSHIP

Quick Ship is not available on any items ordered with options

## PACKING

All units are properly packed in heavy-duty cartons, protected with extra-thick corner pads, and foam-wrapped for additional security. All packaging conforms to or exceeds specifications as outlined in the Uniform Freight Classification.

All file units are shipped set up. All shells ship flat.

## PALLETIZATION

See page 3.

## CARE & CLEANING INSTRUCTIONS

Normal cleaning: Clean using a soft cloth and a good window cleaner which contains no ammonia, followed by wiping dry using a dry soft cloth.

Specifications subject to change without notice.

FINISH SELECTION

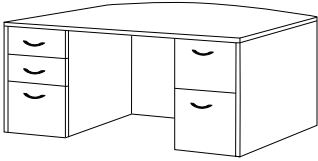
ASPEN **AP** | BLACK **F** | NATURAL MAPLE **FM** | GRAPHITE **GP** | MAHOGANY **M** |  
 MEDIUM OAK **O** | PEARWOOD **PW** | WINDSOR CHERRY **WC** | GREY **G** | ESPRESSO  
**X** | CLASSIC CHERRY **CC** |

ZONE  
PRICING

**1**    **2**    **3**

**CONFIGURATIONS:**

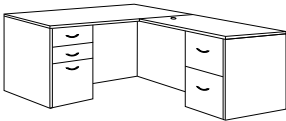
**Bow Front Desk**



72" x 36" x 29"

DESCRIPTION	MODEL NUMBER	QTY	FT. CLASS	CUBIC FT.	SHIP WEIGHT			
<i>Bow Front Shell</i>	G_720B 72" X 36" X 29"	1	85	5.6	158	700	711	721
<i>Box/Box/File Pedestal</i>	G_GPUP2BF 15.75" X 22" X 27.75"	1	100	9.8	86	492	499	507
<i>File/File Pedestal</i>	G_GPUPF 15.75" X 22" X 27.75"	1	100	9.8	86	492	499	507
<b>TOTAL:</b>						<b>25.20</b>	<b>330</b>	<b>1684</b> <b>1709</b> <b>1735</b>


**L Unit**



72" x 84" x 29"

DESCRIPTION	MODEL NUMBER	QTY	FT. CLASS	CUBIC FT.	SHIP WEIGHT			
<i>Rectangular Desk Shell</i>	G_720 72" X 36" X 29"	1	85	5.6	168	487	494	502
<i>Return Shell</i>	G_722 48" X 24" X 29"	1	85	3.0	84	313	318	322
<i>Box/Box/File Pedestal</i>	G_GPUP2BF 15.75" X 22" X 27.75"	1	100	9.8	86	492	499	507
<i>File/File Pedestal</i>	G_GPUPF 15.75" X 22" X 27.75"	1	100	9.8	86	492	499	507
<b>TOTAL:</b>						<b>28.20</b>	<b>424</b>	<b>1784</b> <b>1810</b> <b>1838</b>

**Executive U Unit**

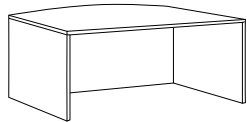


72" x 108" x 65"

DESCRIPTION	MODEL NUMBER	QTY	FT. CLASS	CUBIC FT.	SHIP WEIGHT			
<i>Bow Front Shell</i>	G_720B 72" X 36" X 29"	1	85	5.6	158	700	711	721
<i>Credenza Shell</i>	G_724 72" X 24" X 29"	1	85	4.4	132	375	381	386
<i>Box/Box/File Pedestal</i>	G_GPUP2BF 15.75" X 22" X 27.75"	1	100	9.8	86	492	499	507
<i>File/File Pedestal</i>	G_GPUPF 15.75" X 22" X 27.75"	1	100	9.8	86	492	499	507
<i>Bridge</i>	HW_485 48" X 24" X 29"	1	100	4.0	66	412	418	424
<i>Overhead Storage Unit with Doors</i>	H_737 72" X 16" X 36.5"	1	125	33.6	221	1170	1188	1205
<b>TOTAL:</b>						<b>67.20</b>	<b>749</b>	<b>3641</b> <b>3696</b> <b>3750</b>

**SHELLS:**

**Bow Front Desk Shell**

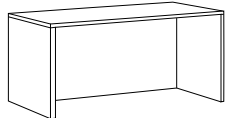


- 1" thick tops
- Thermally fused laminate
- AdvantEdge 3mm PVC banding
- Adjustable levelers with reinforced steel plate
- Assembly required

Freight Class: 85

<b>G_720B</b>	72" X 36" X 29"	Cubic Ft:5.6	Ship Weight:158	<b>700</b>	<b>711</b>	<b>721</b>
---------------	-----------------	--------------	-----------------	------------	------------	------------

**Rectangular Desk Shell**

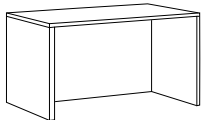


- 1" thick tops
- Thermally fused laminate
- AdvantEdge 3mm PVC banding
- Adjustable levelers with reinforced steel plate
- Assembly required

Freight Class: 85

<b>G_720</b>	72" X 36" X 29"	Cubic Ft:5.6	Ship Weight:168	<b>487</b>	<b>494</b>	<b>502</b>
--------------	-----------------	--------------	-----------------	------------	------------	------------

**Rectangular Desk Shell**



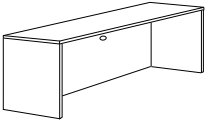
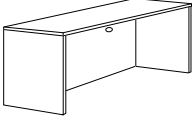
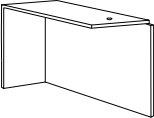
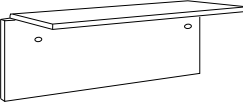

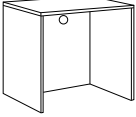
- 1" thick tops
- Thermally fused laminate
- AdvantEdge 3mm PVC banding
- Adjustable levelers with reinforced steel plate
- Assembly required

Freight Class: 85

<b>G_660</b>	66" X 30" X 29"	Cubic Ft:4.4	Ship Weight:145	<b>438</b>	<b>445</b>	<b>451</b>
--------------	-----------------	--------------	-----------------	------------	------------	------------

CONTEMPORARY LAMINATE



		ZONE PRICING			1	2	3
<b>Credenza Shell</b>  <ul style="list-style-type: none"> <li>• 1" thick tops</li> <li>• Thermally fused laminate</li> <li>• AdvantEdge 3mm PVC banding</li> <li>• Grommet in back panel</li> <li>• Adjustable levelers with reinforced steel plate</li> <li>• Assembly required</li> </ul> Freight Class: 85	<b>G_724</b>	72" X 24" X 29"	Cubic Ft:4.4	Ship Weight:132	375	381	386
<b>Credenza Shell</b>  <ul style="list-style-type: none"> <li>• 1" thick tops</li> <li>• Thermally fused laminate</li> <li>• AdvantEdge 3mm PVC banding</li> <li>• Grommet in back panel</li> <li>• Adjustable levelers with reinforced steel plate</li> <li>• Assembly required</li> </ul> Freight Class: 85	<b>G_624</b>	66" X 24" X 29"	Cubic Ft:4.0	Ship Weight:121	343	348	353
<b>Return Shell</b>  <ul style="list-style-type: none"> <li>• 1" thick tops</li> <li>• Thermally fused laminate</li> <li>• AdvantEdge 3mm PVC banding</li> <li>• Grommet in top</li> <li>• Adjustable levelers with reinforced steel plate</li> <li>• Assembly required</li> </ul> Freight Class: 85	<b>G_722</b>	48" X 24" X 29"	Cubic Ft:3.0	Ship Weight:84	313	318	322
<b>Bridge</b>  <ul style="list-style-type: none"> <li>• 1" thick tops</li> <li>• Thermally fused laminate</li> <li>• AdvantEdge 3mm PVC banding</li> <li>• Two grommets in modesty panel</li> <li>• Assembly required</li> </ul> Freight Class: 100	<b>HW_485</b>	<b>QS</b> 48" X 24" X 29"	Cubic Ft:4.0	Ship Weight:66	412	418	424
<b>QS FINISHES WC</b>							
<b>Mobile Worktable</b>  <ul style="list-style-type: none"> <li>• Casters for mobility</li> <li>• Two locking casters</li> <li>• Assembly required</li> </ul> Freight Class: 85	<b>G_324S</b>	33" X 24" X 29"	Cubic Ft:3.0	Ship Weight:80	608	617	626
<b>Lateral File Shell/ Computer Worktable</b>  <ul style="list-style-type: none"> <li>• Computer desk application</li> <li>• 29" desk height</li> <li>• Grommet in back panel</li> <li>• Lateral file application with lateral file pedestal</li> <li>• Assembly required</li> </ul> Freight Class: 85	<b>G_324</b>	33" X 24" X 29"	Cubic Ft:3.0	Ship Weight:95	548	556	564

CONTEMPORARY LAMINATE

FINISH SELECTION

ASPEN **AP** | BLACK **F** | NATURAL MAPLE **FM** | GRAPHITE **GP** | MAHOGANY **M** |  
 MEDIUM OAK **O** | PEARWOOD **PW** | WINDSOR CHERRY **WC** | GREY **G** | ESPRESSO  
**X** | CLASSIC CHERRY **CC** |

ZONE PRICING	1	2	3
--------------	---	---	---

**FILING:**

**Lateral File (Shell + Pedestal)**

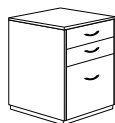


- Shell requires assembly
- Pedestal fully assembled
- Legal or letter filing
- Sides/top Graphite color; specify drawer front and shell color
- Ships in 2 cartons

Freight Class: 100

G_ _346	33" X 24" X 29"	Cubic Ft:18.5	Ship Weight:220	1158	1175	1193
<b>PULLS:</b>	BRUSHED CHROME <b>GW</b>	EBONY <b>GE</b>	BRIGHT BRASS <b>GB</b>	OVAL NICKEL <b>GD</b>		

**Box/Box/File Pedestal**

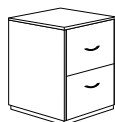


- Box/box/file drawers
- Steel ball-bearing drawer slides
- Pre-installed black filing hardware
- Legal or letter filing
- Ped sides/top Graphite color; specify drawer front
- Ships fully assembled

Freight Class: 100

G_ _GPUP2BF	15.75" X 22" X 27.75"	Cubic Ft:9.8	Ship Weight:86	492	499	507
<b>PULLS:</b>	BRUSHED CHROME <b>GW</b>	EBONY <b>GE</b>	BRIGHT BRASS <b>GB</b>	OVAL NICKEL <b>GD</b>		

**File/File Pedestal**



- File/file drawers
- Pre-installed black filing hardware
- Legal or letter filing
- Pedestal sides/top Graphite color; specify drawer front
- Ships fully assembled

Freight Class: 100

G_ _GPUPF	15.75" X 22" X 27.75"	Cubic Ft:9.8	Ship Weight:86	492	499	507
<b>PULLS:</b>	BRUSHED CHROME <b>GW</b>	EBONY <b>GE</b>	BRIGHT BRASS <b>GB</b>	OVAL NICKEL <b>GD</b>		

**Lateral File Pedestal**



- Two lateral file drawers
- Pre-installed black filing hardware
- Legal or letter filing
- Pedestal sides/top Graphite color; specify drawer front
- Ships fully assembled

Freight Class: 100

G_ _GPULF	30.5" X 22" X 27.75"	Cubic Ft:15.5	Ship Weight:125	730	741	752
<b>PULLS:</b>	BRUSHED CHROME <b>GW</b>	EBONY <b>GE</b>	BRIGHT BRASS <b>GB</b>	OVAL NICKEL <b>GD</b>		

CONTEMPORARY LAMINATE



## FINISH OPTIONS

<b>AP</b> Aspen	<b>PW</b> Pearwood
<b>E</b> Black	<b>WC</b> Windsor Cherry
<b>FM</b> Natural Maple	<b>G</b> Grey
<b>GP</b> Graphite	<b>X</b> Espresso
<b>M</b> Mahogany	<b>CC</b> Classic Cherry
<b>O</b> Medium Oak	

## WALL-MOUNT OVERHEADS

**Mounts anywhere and frees work surface space**

- ¾ thermally fused laminate
- 3 mm PVC AdvantEdge banding
- Cam & pin construction
- No assembly required
- Mount to wall studs for safety

## 3-IN-1 MULTICARRELS

Multitude of uses and applications! Great use-anywhere desking! Side-by-Side connectability.

### Three Worksurface Heights

- Desk 29"
- Wheelchair 32"
- Standing 39"
- Bookshelf above/below work surface

### Wire Management

- Cutouts at work surface and bookshelf
- Pass thru cutouts on Add-On unit
- Cord channel included

## Setup

5 minutes (first piece) with power screwdriver.

## QUICKSHIP

Quick Ship is not available on any items ordered with option.

## CARE & CLEANING INSTRUCTIONS

**Normal cleaning:** Clean using a soft cloth and a good window cleaner which contains no ammonia, followed by wiping dry using a dry soft cloth.

Specifications subject to change without notice.

## WALL-MOUNT OVERHEADS:

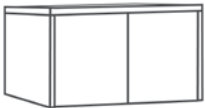
### Wall-Mount Overhead-Open



- Open storage
- Accepts 11.5"H binders
- Inside dimensions: 33"W x 13.75"D x 12"H

Freight Class: 125


### Wall-Mount Overhead-Doors



- Two side-opening doors
- Accepts 11.5"H binders
- Inside dimensions: 33"W x 13.75"D x 12"H

Freight Class: 125

### Wall-Mount Overhead-Flip Door



- FlipUp Door
- Accepts 11.5"H binders
- Inside dimensions: 33"W x 13.75"D x 11.5"H

Freight Class: 125

 ZONE  
PRICING

**1**
**2**
**3**
**UW\_317W**

35.5" X 16.5" X 14.5"

Cubic Ft:9.0

Ship Weight:61

**506**
**514**
**521**
**UW\_337W**

35.5" X 16.5" X 14.5"

Cubic Ft:9.0

Ship Weight:72

**735**
**746**
**757**
**UW\_337FDW**

35.5" X 16.5" X 14.5"

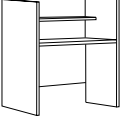
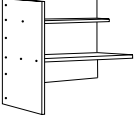
Cubic Ft:9.0

Ship Weight:73

**735**
**746**
**757**

FINISH SELECTION

ASPEN **AP** | WINDSOR CHERRY **WC** | EBONY **E** | NATURAL MAPLE **FM** | GRAPHITE **GP** | MAHOGANY **M** | MEDIUM OAK **O** | PEARWOOD **PW** | ESPRESSO **X** | GREY **G** | CLASSIC CHERRY **CC** |

					ZONE PRICING			
					1	2	3	
<b>3-IN-1 MULTICARRELS:</b>								
<b>Freestanding 3-IN-1 MultiCarrel</b>								
	<ul style="list-style-type: none"> <li>• Worksurface: 34"W x 26"D</li> <li>• Shelf: 34"W x 11"D</li> <li>• 1" and 3/4" thermally fused laminate</li> <li>• AdvantEdge 3mm PVC edges</li> <li>• Leg levelers included</li> <li>• Assembly required</li> </ul>	<b>UWSC_3630</b>	36" X 30" X 48"	Cubic Ft:3.1	Ship Weight:117	<b>735</b>	<b>746</b>	<b>757</b>
Freight Class: 100								
<b>Add-On 3-IN-1 MultiCarrel</b>								
	<ul style="list-style-type: none"> <li>• Same description as above except:</li> <li>• Connects with Freestanding MultiCarrel</li> </ul>	<b>UWSC_3630A</b>	35" X 30" X 48"	Cubic Ft:3.1	Ship Weight:89	<b>607</b>	<b>616</b>	<b>625</b>
Freight Class: 100								



## FINISHES

**Mahogany, Medium Oak, Gunstock Walnut and Windsor Cherry wood grain thermally fused laminate.**

## PEDESTALS AND FILE CABINETS :

All cases are surfaced on both sides with thermally fused laminate and edge banded as required. Units fully assembled with dowels, glue, wood cleats, metal brackets and screws. Series features full modesty panels.

## TOPS

1 1/8" thick tops are surfaced in thermally fused laminate. Tops feature a reversed coped shape on connecting ends of bridges and returns. This ensures smooth work surface at the connection with the desk or credenza. All tops feature full radius styling with softly rounded edges on all four sides, plus softly rounded shaping on all four corners. Ends of all tops feature solid hardwood rails.

## DRAWERS

All drawer fronts are surfaced on both sides with thermally fused laminate and edge banded as required. Drawer sides and bottoms are printed with an oak grain pattern.

- All box drawers are suspended on smooth-action metal slides with ball bearings.
- All file drawers and file cabinet drawers are mounted on heavy-duty ball bearing, full-extension slides.
- All file drawers are fitted for letter size filing front-to-back; or legal size filing from side-to-side.
- 36" lateral file drawers allow legal and or letter filing front-to-back or legal size filing from side-to-side.
- 30" lateral file drawers allow legal filing side-to-side and letter filing front-to-back.
- Black filing hardware includes pre-installed rails with easy-adjust crossbars.
- Maximum weight for bottom loading is 25 lb
- Drawers are constructed with 5 sides for extra strength and durability. The drawer front is the 5th side and is removable in the field for repairs or hardware additions.

## TACK BOARDS

Fabric covered tackable boards may be ordered separately to fit inside hutches. They can be ordered with any fabric to match office chairs. Leather or vinyl not available.

## PANELS

End panels are surfaced on both sides with thermally fused laminate and edge banded as required. Heavy-duty adjustable nylon leveling glides are furnished with each end panel.

## GROMMETS

All grommets in the 2200 Series are round and made of black high impact poly resin. See features for number of grommets and location. Additional grommets can be added for extended wire management capability at \$106 list per grommet. Includes factory cut and installed grommet and black sleeve. Call for special quote. Specify location and quote number with order.

## HARDWARE

Brass plated drawer pulls are standard on all lateral file and storage cabinets. All other drawers feature flush drawer fronts with concealed side pulls. Pulls are available at an upcharge on those models. Please specify "P" after model number for drawer pulls and add \$38 to list price for double pedestal desks, double pedestal credenzas and lateral files. Add \$19 to list for single pedestal desks, credenzas or returns.

## LOCKS

- Individually locking pedestals are standard on all desks and credenzas.
- Two drawer lateral files feature individually locking drawers.
- Three and four drawer lateral files feature central locking and are keyed different than other locks due to the anti-tilt mechanism inside the unit.
- All locks (except three and four drawer lateral files) are keyed identical unless otherwise specified.
- "Key Different" option is \$21 list upcharge per lock. Locks/cores packaged to customer requirements.
- Additional lead time for "Key Different".
- For optional locking on overhead storage units with four wood doors, add **Y** to the end of the model number and add \$150 to the list price of unit.

## ACCESSORIES *Factory Installed*

Certain accessories can be ordered installed prior to shipment. Add letter designator (C or K) at end of the desk or credenza model number:

- C** Center Drawer  
*Example: FRM2220C*
- K** Keyboard Platform  
*Example: FRM2276LK*
- T** Task Light  
*Example: FRM2280T*

## QUICKSHIP

Quick Ship is not available on any items ordered with options

## PACKING

All units are properly packed in heavy duty cartons with heavy duty corner pads. All packaging conforms to or exceeds specifications as outlined in the Uniform Freight Classification.

All desks, credenzas, files, and overhead storage units are shipped set up. Modular L-shaped, and U-shaped workstations are shipped in multiple cartons and require connection in the field.

## PALLETIZATION

See Page 3.

## CARE AND CLEANING INSTRUCTIONS

Normal cleaning: Clean using a soft cloth and a good window cleaner which contains no ammonia, followed by wiping dry using a dry soft cloth.

**Specifications subject to change without notice.**

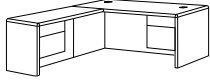


ZONE  
PRICING

**1**   **2**   **3**

**CONFIGURATIONS:**

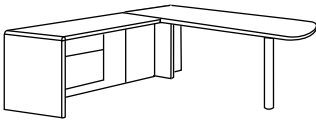
**L-Shaped Workstation**



72" x 84" x 29"

DESCRIPTION	MODEL NUMBER	QT	FT. CLASS	CUBIC FT.	SHIP WEIGHT			
<i>Right Pedestal Desk</i>	FR_2263AR 72" X 36" X 29"	1	125	51.6	250	1054	1070	1086
<i>Desk Height Left Return</i>	FR_2263BL 48" X 24" X 29"	1	125	24.3	144	666	676	686
<b>TOTAL:</b>				75.90	394	<b>1720</b>	<b>1746</b>	<b>1772</b>

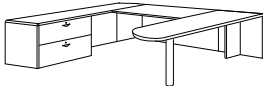
**Modular Peninsula Workstation**



72" x 84" x 29"

DESCRIPTION	MODEL NUMBER	QT	FT. CLASS	CUBIC FT.	SHIP WEIGHT			
<i>Peninsula Desk</i>	FR_799 72" X 36" X 29"	1	125	51.6	160	1024	1039	1055
<i>Desk Height Left Return</i>	FR_2263BL 48" X 24" X 29"	1	125	24.3	144	666	676	686
<b>TOTAL:</b>				75.90	304	<b>1690</b>	<b>1715</b>	<b>1741</b>


**U-Shaped Workstation with Peninsula Desk**



72" x 108" x 29"

DESCRIPTION	MODEL NUMBER	QT	FT. CLASS	CUBIC FT.	SHIP WEIGHT			
<i>Peninsula Desk</i>	FR_799 72" X 36" X 29"	1	125	51.6	160	1024	1039	1055
<i>Left Lateral File Credenza</i>	FR_2233L 72" X 24" X 29"	1	125	35.7	259	1269	1288	1307
<i>Desk Height Bridge</i>	FR_2260 48" X 24" X 29"	1	100	4.0	65	313	318	322
<b>TOTAL:</b>				91.30	484	<b>2606</b>	<b>2645</b>	<b>2684</b>

**U-Shaped Workstation**

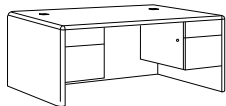


72" x 108" x 65.5"

DESCRIPTION	MODEL NUMBER	QT	FT. CLASS	CUBIC FT.	SHIP WEIGHT			
<i>Right Pedestal Desk</i>	FR_2263AR 72" X 36" X 29"	1	125	51.6	250	1054	1070	1086
<i>Left Lateral File Credenza</i>	FR_2233L 72" X 24" X 29"	1	125	35.7	259	1269	1288	1307
<i>Desk Height Bridge</i>	FR_2260 48" X 24" X 29"	1	100	4.0	65	313	318	322
<i>Overhead Storage Unit</i>	FR_2280 70" X 17" X 36.5"	1	125	30.5	225	1138	1155	1172
<b>TOTAL:</b>				121.80	799	<b>3774</b>	<b>3831</b>	<b>3887</b>

**DESKS:**

**Double Pedestal Desk**



- Two box drawers
- Two file drawers
- Pre-installed filing hardware for letter or legal filing
- Two wire management grommets
- Individually locking pedestals

Freight Class: 125

<b>FR_2220</b>	<b>QS</b>	60" X 30" X 29"	Cubic Ft:36.7	Ship Weight:263	<b>1087</b>	<b>1103</b>	<b>1120</b>
				<b>Center Drawer C</b>	156	158	161
<b>FR_2225</b>	<b>QS</b>	66" X 30" X 29"	Cubic Ft:40.2	Ship Weight:284	<b>1201</b>	<b>1219</b>	<b>1237</b>
				<b>Center Drawer C</b>	168	171	173
<b>FR_2230</b>	<b>QS</b>	72" X 36" X 29"	Cubic Ft:51.6	Ship Weight:312	<b>1281</b>	<b>1300</b>	<b>1319</b>
				<b>Center Drawer C</b>	168	171	173

**PULLS:** BRASS DRAWER PULL **P \$38**  
**QS FINISHES** **M**

TRANSITIONAL LAMINATE



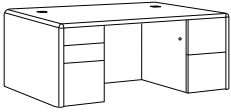
ZONE  
PRICING

1

2

3

## Double Full Pedestal Desk

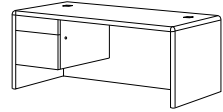


- Box/Box/File left pedestal
- File/file right pedestal
- Pre-installed filing hardware
- Legal or letter filing
- Individual locking pedestals

Freight Class: 125

Model	Dimensions	Cubic Ft.	Ship Weight	Zone 1	Zone 2	Zone 3
FR_6002BFF	60" X 30" X 29"	36.7	300	1414	1435	1456
	Center Drawer C			156	158	161
FR_6602BFF	66" X 30" X 29"	40.2	325	1560	1583	1607
	Center Drawer C			168	171	173
FR_7202BFF	72" X 36" X 29"	51.6	353	1666	1691	1716
	Center Drawer C			168	171	173
PULLS: BRASS DRAWER PULL P \$38						

## Left Pedestal Desk

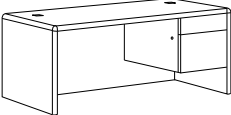


- One box drawer
- One file drawer
- Pre-installed filing hardware for letter or legal filing
- Two wire management grommets
- Locking pedestal
- Use with return or bridge and single pedestal credenza

Freight Class: 125

Model	Dimensions	Cubic Ft.	Ship Weight	Zone 1	Zone 2	Zone 3
FR_2263AL	72" X 36" X 29"	51.6	250	1054	1070	1086
	Center Drawer C			156	158	161
FR_2243AL	66" X 30" X 29"	40.2	208	958	972	987
	Center Drawer C			156	158	161
FR_2231AL	48" X 30" X 29"	30.1	179	792	804	816
	Center Drawer C			156	158	161
PULLS: BRASS DRAWER PULL P \$19						
QS FINISHES M						

## Right Pedestal Desk

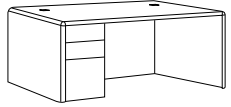


- One box drawer
- One file drawer
- Pre-installed filing hardware for letter or legal filing
- Two wire management grommets
- Locking pedestal
- Use with return or bridge and single pedestal credenza

Freight Class: 125

Model	Dimensions	Cubic Ft.	Ship Weight	Zone 1	Zone 2	Zone 3
FR_2263AR	72" X 36" X 29"	51.6	250	1054	1070	1086
	Center Drawer C			156	158	161
FR_2243AR	66" X 30" X 29"	40.2	208	958	972	987
	Center Drawer C			156	158	161
FR_2231AR	48" X 30" X 29"	30.1	179	792	804	816
	Center Drawer C			156	158	161
PULLS: BRASS DRAWER PULL P \$19						
QS FINISHES M						

## Single Full Pedestal Desk (Left Shown)

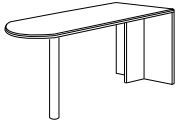


- Box/Box/File pedestal
- Legal or letter filing
- Locking pedestal
- Two wire management grommets in top
- Use with return or bridge and single pedestal credenza

Freight Class: 125

Model	Dimensions	Cubic Ft.	Ship Weight	Zone 1	Zone 2	Zone 3
FR_651L2BF (Left)	66" X 30" X 29"	40.2	230	1244	1263	1281
	Center Drawer C			156	158	161
FR_721L2BF (Left)	72" X 36" X 29"	51.6	272	1370	1391	1411
	Center Drawer C			156	158	161
FR_651R2BF (Right)	66" X 30" X 29"	40.2	230	1244	1263	1281
	Center Drawer C			156	158	161
FR_721R2BF (Right)	72" X 36" X 29"	51.6	272	1370	1391	1411
	Center Drawer C			156	158	161
PULLS: BRASS DRAWER PULL P \$19						

## Peninsula Desk



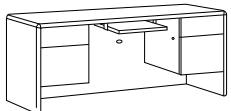
- 4" black finish cylinder base with leveling glide
- Use with L-shaped and U-shaped workstations

Freight Class: 125

Model	Dimensions	Cubic Ft.	Ship Weight	Zone 1	Zone 2	Zone 3
FR_799	72" X 36" X 29"	51.6	160	1024	1039	1055
FR_699	60" X 30" X 29"	40.2	140	839	852	864
QS FINISHES M						

## CREDENZAS:

### Computer Credenza



- Two box drawers
- Two file drawers
- Pre-installed filing hardware for letter or legal filing
- One wire management grommet in modesty
- Individually locking pedestals
- Pullout keyboard platform standard

Freight Class: 125

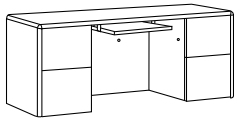
Model	Dimensions	Cubic Ft.	Ship Weight	Zone 1	Zone 2	Zone 3
FR_2264	66" X 24" X 29"	32.8	252	1224	1242	1261
FR_2274	72" X 24" X 29"	35.7	285	1309	1329	1348
PULLS: BRASS DRAWER PULL P \$38						
QS FINISHES M						

TRANSITIONAL LAMINATE

ZONE  
PRICING

**1**   **2**   **3**

**Double Full Pedestal Credenza**



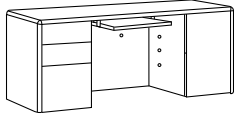
- File/File pedestals
- Legal or letter filing
- Pre-installed filing hardware
- Individual locking pedestals
- Pullout keyboard platform standard
- One grommet in modesty panel

Freight Class: 125

<b>FR_744F</b>	72" X 24" X 29"	Cubic Ft:35.7	Ship Weight:312	<b>1727</b>	<b>1753</b>	<b>1779</b>
<b>FR_644F</b>	66" X 24" X 29"	Cubic Ft:32.8	Ship Weight:301	<b>1642</b>	<b>1667</b>	<b>1691</b>
<b>FR_642F</b>	60" X 24" X 29"	Cubic Ft:30.5	Ship Weight:276	<b>1456</b>	<b>1478</b>	<b>1500</b>

**PULLS:** BRASS DRAWER PULL **P \$38**

**Credenza with CPU Storage**



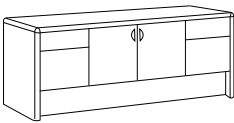
- Box/Box/File left pedestal
- Pre-installed filing hardware for legal or letter filing
- Locking left pedestal
- CPU Storage with door right
- One grommet in modesty panel and three in CPU storage
- Pullout keyboard platform standard

Freight Class: 125

<b>FR_715CPR</b>	72" X 24" X 29"	Cubic Ft:35.7	Ship Weight:300	<b>1638</b>	<b>1663</b>	<b>1687</b>
<b>FR_615CPR</b>	60" X 24" X 29"	Cubic Ft:30.5	Ship Weight:280	<b>1111</b>	<b>1128</b>	<b>1144</b>

**PULLS:** BRASS DRAWER PULL **P \$38**

**Storage Credenza**



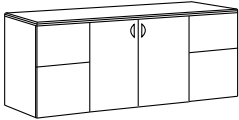
- Two box drawers
- Two file drawers
- Pre-installed hardware for letter or legal filing
- Storage compartment with one adjustable shelf behind 2 hinged doors
- Individually locking pedestals

Freight Class: 125

<b>FR_2266</b>	66" X 24" X 29"	Cubic Ft:32.8	Ship Weight:301	<b>1263</b>	<b>1282</b>	<b>1301</b>
<b>FR_2272</b>	72" X 24" X 29"	Cubic Ft:35.7	Ship Weight:312	<b>1328</b>	<b>1348</b>	<b>1368</b>

**PULLS:** BRASS DRAWER PULL **P \$38**

**Full Pedestal Storage Credenza**



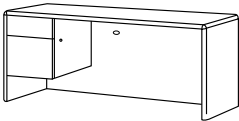
- File/File pedestals
- Pre-installed hardware for legal or letter filing
- Individual locking pedestals
- Storage compartment with one adjustable shelf behind 2 hinged doors

Freight Class: 125

<b>FR_714F</b>	72" X 14" X 19"	Cubic Ft:35.7	Ship Weight:350	<b>1638</b>	<b>1663</b>	<b>1687</b>
----------------	-----------------	---------------	-----------------	-------------	-------------	-------------

**PULLS:** BRASS DRAWER PULL **P \$38**

**Left Pedestal Credenza**



- One box drawer
- One file drawer
- Pre-installed hardware for letter or legal filing
- One wire management grommet in modesty
- Locking pedestal
- Use with bridge and single pedestal desk

Freight Class: 125

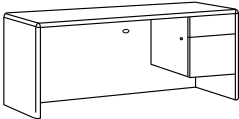
<b>FR_2276L</b>	72" X 24" X 29"	Cubic Ft:35.7	Ship Weight:226	<b>905</b>	<b>919</b>	<b>932</b>
			<b>Keyboard Platform K</b>	191	194	197

<b>FR_625L</b>	66" X 24" X 29"	Cubic Ft:32.8	Ship Weight:185	<b>849</b>	<b>862</b>	<b>874</b>
			<b>Keyboard Platform K</b>	191	194	197

<b>FR_615L</b>	60" X 24" X 29"	Cubic Ft:30.5	Ship Weight:170	<b>837</b>	<b>850</b>	<b>862</b>
			<b>Keyboard Platform K</b>	191	194	197

**PULLS:** BRASS DRAWER PULL **P \$19**

**Right Pedestal Credenza**



- One box drawer
- One file drawer
- Pre-installed hardware for letter or legal filing
- One wire management grommet in modesty
- Locking pedestal
- Use with bridge and single pedestal desk

Freight Class: 125

<b>FR_2276R</b>	72" X 24" X 29"	Cubic Ft:35.7	Ship Weight:226	<b>905</b>	<b>919</b>	<b>932</b>
			<b>Keyboard Platform K</b>	191	194	197

<b>FR_625R</b>	66" X 24" X 29"	Cubic Ft:32.8	Ship Weight:185	<b>849</b>	<b>862</b>	<b>874</b>
			<b>Keyboard Platform K</b>	191	194	197

<b>FR_615R</b>	60" X 24" X 29"	Cubic Ft:30.5	Ship Weight:170	<b>837</b>	<b>850</b>	<b>862</b>
			<b>Keyboard Platform K</b>	191	194	197

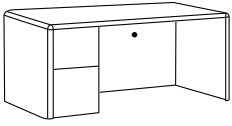
**PULLS:** BRASS DRAWER PULL **P \$19**

TRANSITIONAL LAMINATE



ZONE PRICING	1	2	3
--------------	---	---	---

### Left Full Pedestal Credenza

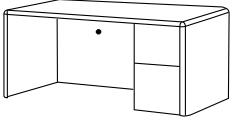


- File/File pedestal
- Pre-installed hardware for legal or letter filing
- Locking pedestal
- One wire management grommet in modesty panel

Freight Class: 125

Model	Dimensions	Cubic Ft.	Ship Weight	Zone 1	Zone 2	Zone 3
FR_725LF	72" X 24" X 29"	35.7	243	1178	1196	1213
			Keyboard Platform K	191	194	197
FR_625LF	66" X 24" X 29"	32.8	199	1077	1093	1109
			Keyboard Platform K	191	194	197
FR_615LF	60" X 24" X 29"	30.5	189	1066	1082	1098
			Keyboard Platform K	191	194	197
<b>PULLS:</b> BRASS DRAWER PULL P \$19						

### Right Full Pedestal Credenza

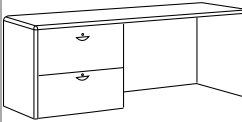


- Same description as above

Freight Class: 125

Model	Dimensions	Cubic Ft.	Ship Weight	Zone 1	Zone 2	Zone 3
FR_725RF	72" X 24" X 29"	35.7	243	1178	1196	1213
			Keyboard Platform K	191	194	197
FR_625RF	66" X 24" X 29"	32.8	199	1077	1093	1109
			Keyboard Platform K	191	194	197
FR_615RF	60" X 24" X 29"	30.5	189	1066	1082	1098
			Keyboard Platform K	191	194	197
<b>PULLS:</b> BRASS DRAWER PULL P \$19						

### Left Lateral File Credenza

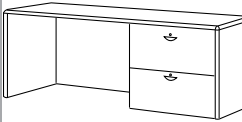


- Two lateral file drawers
- Pre-installed hardware for letter or legal filing
- Individually locking drawers
- Use with bridge and single pedestal desk
- Pulls standard

Freight Class: 125

Model	Options	Dimensions	Cubic Ft.	Ship Weight	Zone 1	Zone 2	Zone 3
FR_2233L	QS	72" X 24" X 29"	35.7	259	1269	1288	1307
				QS FINISHES	M	EXTRA THICK BOTTOM \$160.00 H	

### Right Lateral File Credenza



- Two lateral file drawers
- Pre-installed hardware for letter or legal filing
- Individually locking drawers
- Use with bridge and single pedestal desk
- Pulls standard

Freight Class: 125

Model	Options	Dimensions	Cubic Ft.	Ship Weight	Zone 1	Zone 2	Zone 3
FR_2233R	QS	72" X 24" X 29"	35.7	259	1269	1288	1307
				QS FINISHES	M	EXTRA THICK BOTTOM \$160.00 H	

### MultiFile Credenza (Left shown)




- One lateral file drawer with lock
- One file drawer
- Two box drawers
- Pre-installed hardware for legal or letter filing
- HOT PROJECTS ACCESS SLOT
- Use with bridge and single pedestal desk
- Pulls standard

Freight Class: 125

Model	Dimensions	Cubic Ft.	Ship Weight	Zone 1	Zone 2	Zone 3
FR_735L (Left Shown)	72" X 24" X 29"	35.7	269	1414	1435	1456
FR_735R (Right)	72" X 24" X 29"	35.7	269	1414	1435	1456
EXTRA THICK BOTTOM \$80.00 H						

### RETURNS & BRIDGES:

#### MultiFile Return (Left shown)



- One lateral file drawer with lock
- One file and two drawers
- Pre-installed hardware for legal or letter filing
- HOT PROJECTS ACCESS SLOT
- Connects with single pedestal desks
- Top has a reversed edge detail to ensure a solid, smooth work surface
- Pulls standard

Freight Class: 125

Model	Dimensions	Cubic Ft.	Ship Weight	Zone 1	Zone 2	Zone 3
FR_735LRT (Left Shown)	72" X 24" X 29"	35.7	253	1303	1323	1342
			Keyboard Platform K	191	194	197
FR_735RRT (Right)	72" X 24" X 29"	35.7	253	1303	1323	1342
			Keyboard Platform K	191	194	197
EXTRA THICK BOTTOM \$80.00 H						

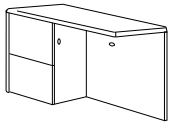
ZONE  
PRICING

1

2

3

**Full File/File Pedestal Returns (Left shown)**

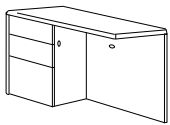


- File/File drawers
- Legal or letter filing
- Individual locking pedestals
- Top has a reversed edge detail to ensure a solid, smooth work surface
- One grommet in modesty panel

Freight Class: 125

Model	Dimensions	Cubic Ft.	Ship Weight	Price 1	Price 2	Price 3
<b>FR_762LF</b> (Left)	60" X 24" X 29"	30.5	179	<b>927</b>	<b>941</b>	<b>955</b>
				<b>Keyboard Platform K</b>		
				191	194	197
<b>FR_762RF</b> (Right)	60" X 24" X 29"	30.6	179	<b>927</b>	<b>941</b>	<b>955</b>
				<b>Keyboard Platform K</b>		
				191	194	197
<b>FR_722LF</b> (Left)	48" X 24" X 29"	24.3	161	<b>865</b>	<b>878</b>	<b>891</b>
				<b>Keyboard Platform K</b>		
				191	194	197
<b>FR_722RF</b> (Right)	48" X 24" X 29"	24.3	161	<b>865</b>	<b>878</b>	<b>891</b>
				<b>Keyboard Platform K</b>		
				191	194	197
<b>FR_622LF</b> (Left)	42" X 24" X 29"	21.5	155	<b>797</b>	<b>809</b>	<b>821</b>
				<b>Keyboard Platform K</b>		
				191	194	197
<b>FR_622RF</b> (Right)	42" X 24" X 29"	21.5	155	<b>797</b>	<b>809</b>	<b>821</b>
				<b>Keyboard Platform K</b>		
				191	194	197
				<b>PULLS: BRASS DRAWER PULL P \$19</b>		

**Full Box/Box/File Pedestal Return (Left shown)**

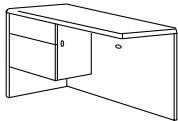


- Box/Box/File drawers
- Legal or letter filing
- Individual locking pedestals
- Top has a reversed edge detail to ensure a solid, smooth work surface
- One grommet in modesty panel

Freight Class: 125

<b>FR_722L2BF</b> (Left)	48" X 24" X 29"	24.3	166	<b>865</b>	<b>878</b>	<b>891</b>
				<b>Keyboard Platform K</b>		
				191	194	197
<b>FR_722R2BF</b> (Right)	48" X 24" X 29"	24.3	166	<b>865</b>	<b>878</b>	<b>891</b>
				<b>Keyboard Platform K</b>		
				191	194	197
				<b>PULLS: BRASS DRAWER PULL P \$19</b>		

**Machine Height Left Return**

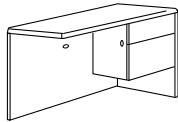


- One box drawer
- One file drawer, letter or legal filing
- One wire management grommet in modesty panel
- Locking pedestal
- Top has a reversed edge detail to ensure a solid, smooth work surface
- Connects with single pedestal desks

Freight Class: 125

<b>FR_2243BL</b>	42" X 24" X 26"	19.6	137	<b>666</b>	<b>676</b>	<b>686</b>
				<b>PULLS: BRASS DRAWER PULL P \$19</b>		

**Machine Height Right Return**

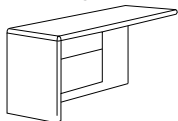


- One box drawer
- One file drawer, letter or legal filing
- One wire management grommet modesty panel
- Locking pedestal
- Top has a reversed edge detail to ensure a solid, smooth work surface
- Connects with single pedestal desks

Freight Class: 125

<b>FR_2243BR</b>	42" X 24" X 26"	19.6	137	<b>666</b>	<b>676</b>	<b>686</b>
				<b>PULLS: BRASS DRAWER PULL P \$19</b>		

**Desk Height Left Return**

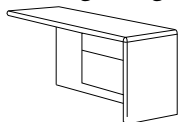


- One box drawer
- One file drawer, letter or legal filing
- One wire management grommet
- Locking pedestal
- Connects with single pedestal desks
- Top has a reversed edge detail to ensure a solid, smooth work surface

Freight Class: 125

<b>FR_2263BL</b> <b>QS</b>	48" X 24" X 29"	24.3	144	<b>666</b>	<b>676</b>	<b>686</b>
				<b>Keyboard Platform K</b>		
				191	194	197
<b>FR_762L</b>	60" X 24" X 29"	30.6	162	<b>731</b>	<b>742</b>	<b>753</b>
				<b>Keyboard Platform K</b>		
				191	194	197
<b>FR_622L</b>	42" X 24" X 29"	21.5	140	<b>612</b>	<b>621</b>	<b>630</b>
				<b>Keyboard Platform K</b>		
				191	194	197
				<b>PULLS: BRASS DRAWER PULL P \$19</b>		
				<b>QS FINISHES M</b>		

**Desk Height Right Return**



- One box drawer
- One file drawer, letter or legal filing
- One wire management grommet
- Locking pedestal
- Connects with single pedestal desks
- Top has a reversed edge detail to ensure a solid, smooth work surface

Freight Class: 125

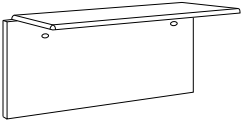
<b>FR_2263BR</b> <b>QS</b>	48" X 24" X 29"	24.3	144	<b>666</b>	<b>676</b>	<b>686</b>
				<b>Keyboard Platform K</b>		
				191	194	197
<b>FR_762R</b>	60" X 24" X 29"	30.6	162	<b>731</b>	<b>742</b>	<b>753</b>
				<b>Keyboard Platform K</b>		
				191	194	197
<b>FR_622R</b>	42" X 24" X 29"	21.5	140	<b>612</b>	<b>621</b>	<b>630</b>
				<b>Keyboard Platform K</b>		
				191	194	197
				<b>PULLS: BRASS DRAWER PULL P \$19</b>		
				<b>QS FINISHES M</b>		

TRANSITIONAL LAMINATE



ZONE PRICING	1	2	3
--------------	---	---	---

## Desk Height Bridge



- Two wire management grommets in modesty panel
- Connects with single pedestal desks and credenzas
- Top has a reversed edge detail to ensure a solid, smooth work surface

<b>FR_2260</b>	<b>QS</b>	48" X 24" X 29"	Cubic Ft:4.0	Ship Weight:65	<b>313</b>	<b>318</b>	<b>322</b>
<b>FR_484</b>		42" X 24" X 29"	Cubic Ft:4.0	Ship Weight:55	<b>283</b>	<b>287</b>	<b>291</b>

**QS FINISHES** **M**

Freight Class: 100

## BOOKCASES & OVERHEAD STORAGE:

### Overhead Bookcase Hutch

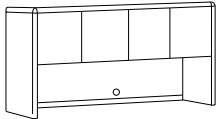


- Fits on 37" Lateral File, Two-Door Storage Unit or MultiFile
- Grommet in back panel
- 2 adjustable shelves

<b>FR_3066</b>		34.5" X 17" X 36.5"	Cubic Ft:15.3	Ship Weight:125	<b>526</b>	<b>534</b>	<b>542</b>
----------------	--	---------------------	---------------	-----------------	------------	------------	------------

Freight Class: 125

### Overhead Storage Unit



- Two storage compartments
- 21" clearance under compartments
- 2268 fits 60" credenza
- 2278 fits 66" credenza
- 2280 fits 72" credenza
- Tack board available
- Includes full back panel with grommet

<b>FR_2280</b>	<b>QS</b>	70" X 17" X 36.5"	Cubic Ft:30.5	Ship Weight:225	<b>1138</b>	<b>1155</b>	<b>1172</b>
				<b>Task Light T</b>	\$121.00	\$123.00	\$125.00

<b>FR_2278</b>	<b>QS</b>	64" X 17" X 36.5"	Cubic Ft:28.3	Ship Weight:208	<b>1127</b>	<b>1144</b>	<b>1161</b>
				<b>Task Light T</b>	\$121.00	\$123.00	\$125.00

<b>FR_2268</b>		57.75" X 17" X 36.5"	Cubic Ft:28.3	Ship Weight:185	<b>1115</b>	<b>1132</b>	<b>1148</b>
				<b>Task Light T</b>	\$121.00	\$123.00	\$125.00

**PULLS:** BRASS DRAWER PULL **P \$38** **LOCKS:** \$150.00 **Y**

**QS FINISHES** **M**

Freight Class: 125

### Reception Screen for Main

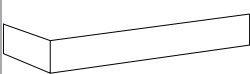


- Fits 72" x 36" desks
- Non-skid rubber strips on bottom prohibit movement

<b>FR_710</b>		69.75" X 33" X 14"	Cubic Ft:31.9	Ship Weight:140	<b>784</b>	<b>796</b>	<b>808</b>
---------------	--	--------------------	---------------	-----------------	------------	------------	------------

Freight Class: 70

### Reception Screen for Return



- Fits 42" x 24" desk height return
- Hardware included to join to main reception screen
- 611L fits left return
- 611R fits right return

<b>FR_611L</b>		42" X 21" X 13"	Cubic Ft:1.5	Ship Weight:27	<b>207</b>	<b>210</b>	<b>213</b>
----------------	--	-----------------	--------------	----------------	------------	------------	------------

<b>FR_611R</b>		42" X 21" X 13"	Cubic Ft:1.5	Ship Weight:27	<b>207</b>	<b>210</b>	<b>213</b>
----------------	--	-----------------	--------------	----------------	------------	------------	------------

Freight Class: 70

### Five Shelf Bookcase



- Three adjustable shelves
- Bottom and second-from-bottom shelves fixed
- All shelves 1" thick
- Back panel finished both sides

<b>FR_65</b>	<b>QS</b>	36" X 17" X 65"	Cubic Ft:31.9	Ship Weight:244	<b>653</b>	<b>663</b>	<b>673</b>
--------------	-----------	-----------------	---------------	-----------------	------------	------------	------------

<b>FR_72</b>		36" X 17" X 72"	Cubic Ft:35.6	Ship Weight:250	<b>728</b>	<b>739</b>	<b>750</b>
--------------	--	-----------------	---------------	-----------------	------------	------------	------------

**QS FINISHES** **M**

Freight Class: 125

### Bookcase



- Same as above except:
- Two adjustable shelves in FR\_48 (shown)
- One adjustable shelf in FR\_36

<b>FR_36</b>		36" X 17" X 36"	Cubic Ft:18.5	Ship Weight:100	<b>442</b>	<b>449</b>	<b>455</b>
--------------	--	-----------------	---------------	-----------------	------------	------------	------------

<b>FR_48</b>		36" X 17" X 48"	Cubic Ft:24.2	Ship Weight:120	<b>542</b>	<b>550</b>	<b>558</b>
--------------	--	-----------------	---------------	-----------------	------------	------------	------------

Freight Class: 125

ZONE  
PRICING

**1**   **2**   **3**

**Two-Door Bookcase**



- Two door enclosed storage area
- Two adjustable shelves and one fixed shelf (above doors)
- One adjustable shelf in cabinet
- 1" thick shelves
- Back panel finished both sides
- Pulls standard

Freight Class: 125

<b>FR_652D</b>	<b>QS</b>	36" X 17" X 65"	Cubic Ft:31.9	Ship Weight:253	<b>782</b>	<b>794</b>	<b>805</b>
<b>QS FINISHES</b>					<b>M</b>		

**FILING & STORAGE:**

**Standard Lateral File**



- Two lateral file drawers
- Pre-installed hardware for letter and legal filing
- Individually locking drawers
- Anti-tilt counter weight
- Pulls standard

Freight Class: 100

<b>FR_2226</b>	<b>QS</b>	31.5" X 21.75" X 29"	Cubic Ft:14.0	Ship Weight:150	<b>795</b>	<b>807</b>	<b>819</b>
<b>QS FINISHES</b>					<b>M</b>	<b>EXTRA THICK BOTTOM</b>	<b>\$160.00 H</b>

**Executive Lateral File**




- Two lateral file drawers
- Pre-installed hardware for letter and legal filing
- Individually locking drawers
- Anti-tilt counter weight
- Pulls standard

Freight Class: 100

<b>FR_2236</b>	<b>QS</b>	37" X 24" X 29"	Cubic Ft:19.0	Ship Weight:210	<b>847</b>	<b>860</b>	<b>872</b>
<b>QS FINISHES</b>					<b>M</b>	<b>EXTRA THICK BOTTOM</b>	<b>\$160.00 H</b>

**Multi-File**



- One lateral file drawer with lock
- One file drawer
- Two box drawers
- Hot Projects Access Slot
- Pre-installed filing hardware for legal or letter filing
- Pulls standard

Freight Class: 100

<b>FR_735</b>		37" X 24" X 29"	Cubic Ft:19.0	Ship Weight:220	<b>1194</b>	<b>1212</b>	<b>1230</b>
<b>EXTRA THICK BOTTOM</b>						<b>\$80.00 H</b>	

**Three-Drawer Lateral File**



- Three lateral file drawers
- Pre-installed hardware for legal or letter filing
- Central locking (lock on front)
- Anti-tilt mechanism prevents more than one drawer opening at one time
- Pulls standard

Freight Class: 100

<b>FR_3036</b>		31.5" X 21.75" X 44.5"	Cubic Ft:27.9	Ship Weight:232	<b>1559</b>	<b>1582</b>	<b>1606</b>
<b>EXTRA THICK BOTTOM</b>						<b>\$240.00 H</b>	

**Four Drawer Lateral File**

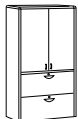


- Four lateral file drawers
- Pre-installed hardware for letter or legal filing
- Central Locking in front
- Anti-tilt mechanism inhibits more than one drawer opening at a time
- Pulls standard

Freight Class: 100

<b>FR_2246</b>		31.5" X 20.75" X 56"	Cubic Ft:27.9	Ship Weight:252	<b>2001</b>	<b>2031</b>	<b>2061</b>
<b>EXTRA THICK BOTTOM</b>						<b>\$320.00 H</b>	

**Storage Cabinet**



- Two lateral file drawers
- Pre-installed hardware for letter or legal filing
- Individual locking drawers
- Two adjustable shelves inside storage compartment
- Pulls standard

Freight Class: 125

<b>FR_65STOR</b>	<b>QS</b>	37" X 24" X 65"	Cubic Ft:43.1	Ship Weight:357	<b>2069</b>	<b>2100</b>	<b>2131</b>
<b>QS FINISHES</b>					<b>M</b>	<b>EXTRA THICK BOTTOM</b>	<b>\$160.00 H</b>

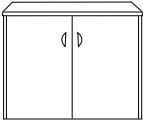
TRANSITIONAL LAMINATE



ZONE PRICING

**1**   **2**   **3**

## Two-Door Storage Unit



- Two hinged doors
- One adjustable shelf in storage area
- Leveling glides
- Inside dimensions 34" x 21" x 25"
- Pulls standard

Freight Class: 100

**FR\_732**

37" X 24" X 29"

Cubic Ft:19.8

Ship Weight:185

**741**

**752**

**763**

## Mobile Box/Box/File Pedestal



- Fits under work surfaces
- Box/Box/File
- Pre-installed filing hardware for legal or letter filing
- Single-key front locking
- Four casters, two locking
- Pulls standard

Freight Class: 100

**FR\_212BF**

16" X 22.25" X 27.25"

Cubic Ft:10.3

Ship Weight:105

**696**

**706**

**717**

## Mobile File/File Pedestal



- Same description as above except:
- File/File

Freight Class: 100

**FR\_21F**

16" X 22.25" X 27.25"

Cubic Ft:10.3

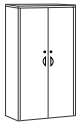
Ship Weight:105

**696**

**706**

**717**

## MultiUse Wardrobe/Storage



- Two-door storage area
- Coat rod mounted side-to-side left side
- Four adjustable shelves right side
- Both sides drilled for adjustable shelves
- 1" thick shelves
- Individually locking doors
- Pulls standard

Freight Class: 125

**FR\_65DWD**

37" X 24" X 65"

Cubic Ft:43.1

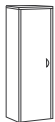
Ship Weight:300

**1935**

**1964**

**1993**

## Wardrobe



- Coat rod mounted side-to-side
- Adjustable shelf near bottom
- FR\_65WDL - Hinge on left
- FR\_65WDR - Hinge on right
- Shown with left hinge
- Pull standard

Freight Class: 125

**FR\_65WDL**

24" X 24" X 65"

Cubic Ft:31.6

Ship Weight:200

**1316**

**1336**

**1355**

**FR\_65WDR**

24" X 24" X 65"

Cubic Ft:31.6

Ship Weight:200

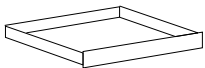
**1316**

**1336**

**1355**

## CENTER DRAWER:

### Center Drawer



- CD\_18 Fits 60" and 66" Single pedestal desks
- CD\_19 Fits 60" Double pedestal and 72" and 48" Single pedestal desks
- CD-32 Fits 66" Double pedestal desks
- CD-30 Fits 72" Double pedestal desks

Freight Class: 100

**CD\_18**

**QS**

20" X 18" X 3"

Cubic Ft:1.5

Ship Weight:11

**156**

**158**

**161**

**CD\_19**

**QS**

26" X 18" X 3"

Cubic Ft:1.5

Ship Weight:12

**156**

**158**

**161**

**CD\_32**

**QS**

32" X 18" X 3"

Cubic Ft:2.2

Ship Weight:13

**168**

**171**

**173**

**CD\_30**

**QS**

38" X 18" X 3"

Cubic Ft:2.2

Ship Weight:13

**168**

**171**

**173**

**QS FINISHES**

**O**

**M**

Use with 2200 Series and Bravo Panel



**FINISHES**

Finishes are available in **Grey, Mahogany, Gunstock Walnut, Medium Oak** and **Natural Maple** thermally fused laminate.

**PEDESTALS AND FILE CABINETS**

All cases are thermally fused laminate surfaced on the outside and edge banded as required. Units fully assembled with dowels/glue, wood cleats, metal brackets and screws. Series features full modesty panels.

**TOPS**

All tops are surfaced in thermally fused laminate with proper backing and edge banded as required.

**DRAWERS**

All drawer fronts are thermally fused laminate surfaced on both sides with laminate and edge banded as required. Drawer sides and bottoms are printed with an oak grain pattern.

- All box drawers are suspended on smooth-action metal slides with ball bearings
- File cabinet drawers and file drawers are mounted on heavy-duty ball bearing, full-extension slides
- All file drawers are fitted for letter size filing front-to-back.
- File cabinet drawers are fitted for letter or legal size filing front-to-back or legal size filing from side-to-side
- All file drawers are constructed for suspended filing
- Black filing hardware includes pre-installed rails with easy-adjust crossbar
- Maximum weight for bottom loading is 25 lbs
- Drawers are constructed with 5 sides for extra strength and durability. The drawer front is the 5th side and is removable in the field for repairs or hardware additions

**TACK BOARDS**

Fabric covered tackable boards may be ordered separately to fit inside hutches. They can be ordered with any fabric to match office chairs. Leather and vinyl not available.

**PANELS**

1" end panels are surfaced on both sides with thermally fused laminate and edge banded as required. Heavy-duty adjustable nylon leveling glides are furnished with each end panel.

Unit	Kneespace	Overhang
72" Double Pedestal Desk	38 1/4"	10 3/8"
66" Double Pedestal Desk	32 1/4"	4 3/8"
60" Double Pedestal Desk	26 1/4"	4 3/8"
66" Double Pedestal Credenza	32 1/4"	NA

**WIRE MANAGEMENT**

See features for number of grommets and location. Additional grommets can be added for extended wire management capability at \$106 list per grommet. Includes factory cut and installed grommet and black sleeve. Call for special quote. Specify location and quote number with order.

**HARDWARE**

Black drawer pulls are standard on all file and storage cabinets. All other drawers feature flush drawer fronts with concealed side pulls. Pulls are available at an upcharge on those models. Please specify **P** after model number for drawer pulls and add \$38 to list price for double pedestal desks, double pedestal credenzas and lateral files. Add \$19 to list price for single pedestal desks, credenzas or returns.

**ACCESSORIES** *Factory Installed*

Certain accessories can be ordered installed prior to shipment. Add letter designator (C, K or T) at end of the desk, credenza or overhead model number:

- C** Center Drawer  
*Example: BPM600C*
- K** Keyboard Platform  
*Example: BPM725RK*
- T** Task Light  
*Example: BPM677T*

**LOCKS**

- Bravo Panel Series features individual locking pedestals
- Two drawer lateral files feature individual locking drawers.
- Four drawer lateral files feature central locking and are keyed different than other locks due to the anti-tilt mechanism inside the unit
- All locks are keyed identical unless otherwise specified
- "Key Different" option is \$21 list upcharge per lock. Locks/cores packaged to customer requirements
- Additional lead time for "Key Different"
- For optional locking on overhead storage units add **Y** to the end of the model number and add \$150 to the list price of units with four doors or \$75 for units with two adjoining doors

**QUICKSHIP**

Quick Ship is not available on any items ordered with options

**PACKING**

All units are properly packed in heavy duty cartons with heavy duty corner pads. All packaging conforms to or exceeds specifications as outlined in the Uniform Freight Classification.

All desks, credenzas, files, and overhead storage units are shipped set up. Modular L-shaped, and U-shaped workstations are shipped in multiple cartons and require connection in the field.

**PALLETIZATION**

See Page 3.

**CARE AND CLEANING INSTRUCTIONS**

Normal cleaning: Clean using a soft cloth and a good window cleaner which contains no ammonia, followed by wiping dry using a dry soft cloth.

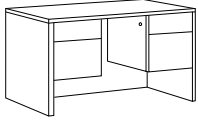
Specifications subject to change without notice.



ZONE PRICING	1	2	3
--------------	---	---	---

## DESKS:

### Double Pedestal Desk



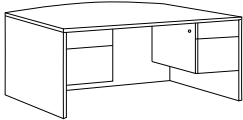
- Two box drawers
- Two file drawers
- Pre-installed hardware for letter or legal filing
- Individually locking pedestals

Freight Class: 125

Model	Options	Dimensions	Cubic Ft.	Ship Weight	Zone 1	Zone 2	Zone 3
BP_600	QS	60" X 30" X 29"	36.7	235	906	920	933
Center Drawer C					156	158	161
BP_660		66" X 30" X 29"	40.2	249	976	991	1005
Center Drawer C					168	171	173
BP_700		72" X 30" X 29"	44.4	259	983	998	1012
Center Drawer C					168	171	173
BP_720	QS	72" X 36" X 29"	51.6	289	1078	1094	1110
Center Drawer C					168	171	173

PULLS: BLACK DRAWER PULL **P \$38**  
QS FINISHES **M**

### Double Pedestal Bow Front Desk



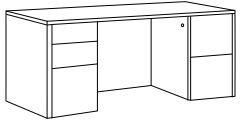
- Two box drawers
- Two file drawers
- Pre-installed hardware for letter or legal filing
- Individually locking pedestals

Freight Class: 125

Model	Options	Dimensions	Cubic Ft.	Ship Weight	Zone 1	Zone 2	Zone 3
BP_720B	QS	72" X 36" X 29"	51.6	289	1211	1229	1247
Center Drawer C					168	171	173

PULLS: BLACK DRAWER PULL **P \$38**  
QS FINISHES **M**

### Double Full Pedestal Desk



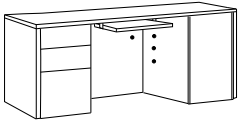
- Left Box/Box/File
- Right File/File
- Pre-installed, black filing hardware
- Legal or letter filing
- Individually locking pedestals

Freight Class: 125

Model	Options	Dimensions	Cubic Ft.	Ship Weight	Zone 1	Zone 2	Zone 3
BP_6002BFF		60" X 30" X 29"	36.7	280	1179	1197	1214
Center Drawer C					156	158	161
BP_6602BFF		66" X 30" X 29"	40.2	289	1270	1289	1308
Center Drawer C					168	171	173
BP_7002BFF		72" X 30" X 29"	44.4	299	1280	1299	1318
Center Drawer C					168	171	173
BP_7202BFF		72" X 36" X 29"	51.6	330	1402	1423	1444
Center Drawer C					168	171	173
BP_720B2BFF (Bow Front)		72" X 36" X 29"	51.6	325	1575	1599	1622
Center Drawer C					168	171	173

PULLS: BLACK DRAWER PULL **P \$38**

### Full Pedestal Computer Desk



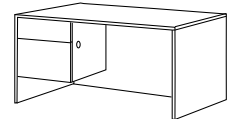
- Box/Box/File left pedestal left
- Pre-installed, black filing hardware
- Legal or letter filing
- CPU cabinet with door right
- Locking pedestal
- Pullout keyboard platform standard
- One grommet in modesty panel and three in inside panel of CPU cabinet

Freight Class: 125

Model	Options	Dimensions	Cubic Ft.	Ship Weight	Zone 1	Zone 2	Zone 3
BP_700CPRK		72" X 30" X 29"	44.4	290	1510	1533	1555
BP_600CPRK		60" X 30" X 29"	36.7	260	1451	1473	1495

PULLS: BLACK DRAWER PULL **P \$38**

### Left Pedestal Desk



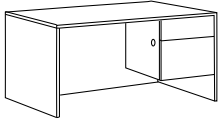
- One box drawer
- One file drawer
- Pre-installed hardware for letter or legal filing
- Locking pedestal

Freight Class: 125

Model	Options	Dimensions	Cubic Ft.	Ship Weight	Zone 1	Zone 2	Zone 3
BP_641L		60" X 30" X 29"	36.7	197	788	800	812
Center Drawer C					156	158	161
BP_651L	QS	66" X 30" X 29"	40.2	203	794	806	818
Center Drawer C					156	158	161
BP_700L		72" X 30" X 29"	44.4	225	811	823	835
Center Drawer C					156	158	161
BP_721L		72" X 36" X 29"	51.6	243	909	923	936
Center Drawer C					156	158	161

PULLS: BLACK DRAWER PULL **P \$19**

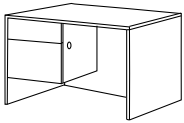
**Right Pedestal Desk**



- One box drawer
- One file drawer
- Pre-installed hardware for letter or legal filing
- Locking pedestal

Freight Class: 125

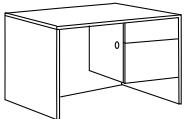
**Left Pedestal Teacher Desk**



- One box drawer
- One file drawer
- Pre-installed hardware for letter or legal filing
- Locking pedestal

Freight Class: 125

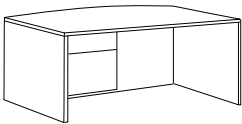
**Right Pedestal Teacher Desk**



- One box drawer
- One file drawer
- Pre-installed hardware for letter or legal filing
- Locking pedestal

Freight Class: 125

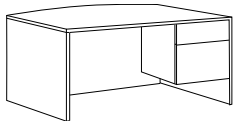
**Left Pedestal Bow Front Desk**



- One box drawer
- One file drawer
- Pre-installed hardware for letter or legal filing
- Locking pedestal

Freight Class: 125

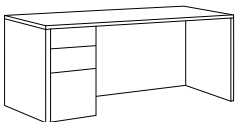
**Right Pedestal Bow Front Desk**



- One box drawer
- One file drawer
- Pre-installed hardware for letter or legal filing
- Locking pedestal

Freight Class: 125

**Left Full Pedestal Desk**



- Box/Box/File pedestal left
- Pre-installed filing hardware for letter or legal filing
- Locking pedestal

Freight Class: 125

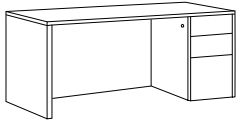
				ZONE PRICING		
				1	2	3
<b>BP_641R</b>	60" X 30" X 29"	Cubic Ft:36.7	Ship Weight:197	<b>788</b>	<b>800</b>	<b>812</b>
<b>Center Drawer C</b>				156	158	161
<b>BP_651R</b>	<b>QS</b> 66" X 30" X 29"	Cubic Ft:40.2	Ship Weight:203	<b>794</b>	<b>806</b>	<b>818</b>
<b>Center Drawer C</b>				156	158	161
<b>BP_700R</b>	72" X 30" X 29"	Cubic Ft:44.4	Ship Weight:225	<b>811</b>	<b>823</b>	<b>835</b>
<b>Center Drawer C</b>				156	158	161
<b>BP_721R</b>	72" X 36" X 29"	Cubic Ft:51.6	Ship Weight:243	<b>909</b>	<b>923</b>	<b>936</b>
<b>Center Drawer C</b>				156	158	161
<b>PULLS:</b> BLACK DRAWER PULL <b>P \$19</b>						
<b>BP_481L</b>	48" X 30" X 29"	Cubic Ft:30.1	Ship Weight:179	<b>781</b>	<b>793</b>	<b>804</b>
<b>Center Drawer C</b>				156	158	161
<b>PULLS:</b> BLACK DRAWER PULL <b>P \$19</b>						
<b>BP_481R</b>	48" X 30" X 29"	Cubic Ft:30.1	Ship Weight:179	<b>781</b>	<b>793</b>	<b>804</b>
<b>Center Drawer C</b>				156	158	161
<b>PULLS:</b> BLACK DRAWER PULL <b>P \$19</b>						
<b>BP_721LB</b>	<b>QS</b> 72" X 36" X 29"	Cubic Ft:51.6	Ship Weight:243	<b>1146</b>	<b>1163</b>	<b>1180</b>
<b>Center Drawer C</b>				156	158	161
<b>PULLS:</b> BLACK DRAWER PULL <b>P \$19</b>						
<b>QS FINISHES M</b>						
<b>BP_721RB</b>	<b>QS</b> 72" X 36" X 29"	Cubic Ft:51.6	Ship Weight:243	<b>1146</b>	<b>1163</b>	<b>1180</b>
<b>Center Drawer C</b>				156	158	161
<b>PULLS:</b> BLACK DRAWER PULL <b>P \$19</b>						
<b>QS FINISHES M</b>						
<b>BP_721LB2BF</b>	72" X 36" X 29"	Cubic Ft:51.6	Ship Weight:260	<b>1490</b>	<b>1512</b>	<b>1535</b>
<b>Center Drawer C</b>				156	158	161
<b>BP_721L2BF</b>	72" X 36" X 29"	Cubic Ft:51.6	Ship Weight:265	<b>1185</b>	<b>1203</b>	<b>1221</b>
<b>Center Drawer C</b>				156	158	161
<b>BP_700L2BF</b>	72" X 30" X 29"	Cubic Ft:44.4	Ship Weight:250	<b>1064</b>	<b>1080</b>	<b>1096</b>
<b>Center Drawer C</b>				156	158	161
<b>BP_651L2BF</b>	66" X 30" X 29"	Cubic Ft:40.2	Ship Weight:225	<b>1034</b>	<b>1050</b>	<b>1065</b>
<b>Center Drawer C</b>				156	158	161
<b>BP_641L2BF</b>	60" X 30" X 29"	Cubic Ft:36.7	Ship Weight:224	<b>1022</b>	<b>1037</b>	<b>1053</b>
<b>Center Drawer C</b>				156	158	161
<b>PULLS:</b> BLACK DRAWER PULL <b>P \$19</b>						

CONTEMPORARY LAMINATE



ZONE PRICING	1	2	3
--------------	---	---	---

## Right Full Pedestal Desk



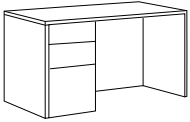
- Same description as above except:
- Box/Box/File pedestal right

Freight Class: 125

Model	Cubic Ft.	Ship Weight	1	2	3
<b>BP_721RB2BF</b>	51.6	260	<b>1490</b>	<b>1512</b>	<b>1535</b>
<b>Center Drawer C</b>			156	158	161
<b>BP_721R2BF</b>	51.6	265	<b>1185</b>	<b>1203</b>	<b>1221</b>
<b>Center Drawer C</b>			156	158	161
<b>BP_700R2BF</b>	44.4	250	<b>1064</b>	<b>1080</b>	<b>1096</b>
<b>Center Drawer C</b>			156	158	161
<b>BP_651R2BF</b>	40.2	225	<b>1034</b>	<b>1050</b>	<b>1065</b>
<b>Center Drawer C</b>			156	158	161
<b>BP_641R2BF</b>	36.7	224	<b>1022</b>	<b>1037</b>	<b>1053</b>
<b>Center Drawer C</b>			156	158	161

**PULLS:** BLACK DRAWER PULL **P \$19**

## Left Full Pedestal Teachers Desk



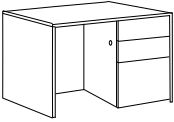
- Box/Box/File pedestal left
- Pre-installed filing hardware for letter or legal filing
- Locking pedestal

Freight Class: 125

Model	Dimensions	Cubic Ft.	Ship Weight	1	2	3
<b>BP_481L2BF</b>	48" X 30" X 29"	30.1	179	<b>948</b>	<b>962</b>	<b>976</b>
<b>Center Drawer C</b>				156	158	161

**PULLS:** BLACK DRAWER PULL **P \$19**

## Right Full Pedestal Teachers Desk



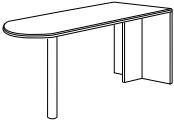
- Same description as above except:
- Box/Box/File pedestal right

Freight Class: 125

Model	Dimensions	Cubic Ft.	Ship Weight	1	2	3
<b>BP_481R2BF</b>	48" X 30" X 29"	30.1	179	<b>948</b>	<b>962</b>	<b>976</b>
<b>Center Drawer C</b>				156	158	161

**PULLS:** BLACK DRAWER PULL **P \$19**

## Peninsula Desk



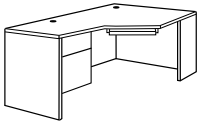
- End support panel
- Steel cylinder base is black - 4" in diameter with leveling glide
- Use with returns or bridges with single pedestal credenzas
- End panels are edge banded on all 4 sides

Freight Class: 125

Model	Dimensions	Cubic Ft.	Ship Weight	1	2	3
<b>BP_799</b>	72" X 36" X 29"	51.6	160	<b>691</b>	<b>701</b>	<b>712</b>
<b>BP_699</b>	66" X 30" X 29"	40.2	140	<b>594</b>	<b>603</b>	<b>612</b>

## COMPUTER CORNER DESKS:

### Left Pedestal Computer Corner Desk



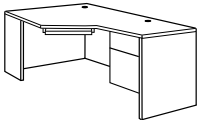
- Use with right return, or bridge and credenza
- 72" x 36"/24" worksurface with 24" hook up
- Easy computer pullup
- Locking box/file left pedestal
- Pre-installed hardware for letter or legal filing
- Two grommets in top, two in modesty panel
- Keyboard platform standard

Freight Class: 125

Model	Dimensions	Cubic Ft.	Ship Weight	1	2	3
<b>BP_451L</b>	72" X 24" X 29"	51.6	232	<b>1540</b>	<b>1563</b>	<b>1586</b>

**PULLS:** BLACK DRAWER PULL **P \$19**

### Right Pedestal Computer Corner Desk



- Use with right return, or bridge and credenza
- 72" x 36"/24" worksurface with 24" hook up
- Easy computer pullup
- Locking box/file right pedestal
- Pre-installed hardware for letter or legal filing
- Two grommets in top, two in modesty panel
- Keyboard platform standard

Freight Class: 125

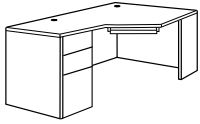
Model	Dimensions	Cubic Ft.	Ship Weight	1	2	3
<b>BP_451R</b>	72" X 24" X 29"	51.6	232	<b>1540</b>	<b>1563</b>	<b>1586</b>

**PULLS:** BLACK DRAWER PULL **P \$19**

ZONE  
PRICING

**1**   **2**   **3**

**Left Full Pedestal Computer Corner Desk**



- Locking box/box/file left pedestal
- Use with right return or bridge and credenza
- 72" x 36"/24" worksurface with 24" hook up
- Easy computer pullup
- Pre-installed hardware for letter or legal filing
- Two grommets in top, two in modesty panel
- Keyboard platform standard

Freight Class: 125

**BP\_451L2BF**

72" X 26" X 29"

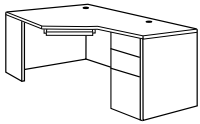
Cubic Ft:51.6

Ship Weight:232

**2001**   **2031**   **2061**

**PULLS:** BLACK DRAWER PULL **P \$19**

**Right Full Pedestal Computer Corner Desk**



- Same features as above except:
- Locking box/box/file pedestal on right
- Use with left return or bridge and credenza

Freight Class: 125

**BP\_451R2BF**

72" X 26" X 29"

Cubic Ft:51.6

Ship Weight:232

**2001**   **2031**   **2061**

**PULLS:** BLACK DRAWER PULL **P \$19**

**COMPUTER CORNERS:**

**Connecting Computer Corner**



- One wire management grommet on top and two in modesty panel
- Legs are 17" deep
- Can be used with connecting pieces or stand alone
- 24" hook ups

Freight Class: 150

**BP\_449**

42" X 42" X 29"

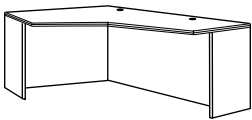
Cubic Ft:34.3

Ship Weight:152

**605**   **614**   **623**

**Keyboard Platform K**   191   194   197

**Left Hand Connecting Integrated Corner**



- Two wire management grommets in the top and two in the modesty panel
- Legs are 17" deep
- Can be used with connecting pieces or stand alone
- 36" end is "hand" of unit
- 24" hook ups

Freight Class: 150

**BP\_450L**

72" X 24" X 29"

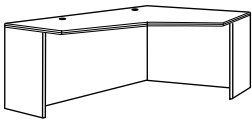
Cubic Ft:51.6

Ship Weight:222

**885**   **898**   **912**

**Keyboard Platform K**   191   194   197

**Right Hand Connecting Integrated Corner**



- Two wire management grommets in the top and two in the modesty panel
- Legs are 17" deep
- Can be used with connecting pieces or stand alone
- 36" end is "hand" of unit
- 24" hook ups

Freight Class: 150

**BP\_450R**

72" X 24" X 29"

Cubic Ft:51.6

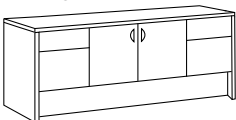
Ship Weight:222

**885**   **898**   **912**

**Keyboard Platform K**   191   194   197

**CREDENZAS:**

**Storage Credenza**



- Two box drawers
- Two file drawers, letter or legal filing
- Two hinged doors
- Storage compartment with adjustable shelf
- Locking pedestals

Freight Class: 125

**BP\_704**

72" X 24" X 29"

Cubic Ft:35.7

Ship Weight:295

**1106**   **1123**   **1139**

**PULLS:** BLACK DRAWER PULL **P \$38**

CONTEMPORARY LAMINATE



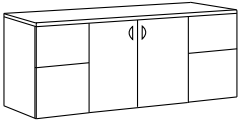
ZONE  
PRICING

1

2

3

## Full Pedestal Storage Credenza



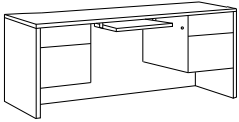
- Same description as above except:
- Four file drawers (no box drawers)

Freight Class: 125

<b>BP_704F</b>	72" X 24" X 29"	Cubic Ft:35.7	Ship Weight:295	<b>1439</b>	<b>1461</b>	<b>1482</b>
----------------	-----------------	---------------	-----------------	-------------	-------------	-------------

**PULLS:** BLACK DRAWER PULL **P \$38**

## Computer Credenza



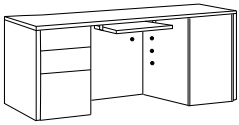
- Two box drawers
- Two file drawers
- Pre-installed hardware for letter or legal filing
- Individually locking pedestals
- One grommet in modesty panel
- Pullout keyboard platform standard

Freight Class: 125

<b>BP_642</b>	60" X 24" X 29"	Cubic Ft:30.5	Ship Weight:227	<b>860</b>	<b>873</b>	<b>886</b>
<b>BP_644</b>	<b>QS</b> 66" X 24" X 29"	Cubic Ft:32.0	Ship Weight:251	<b>936</b>	<b>950</b>	<b>964</b>
<b>BP_744</b>	<b>QS</b> 72" X 24" X 29"	Cubic Ft:35.7	Ship Weight:275	<b>967</b>	<b>982</b>	<b>996</b>

**PULLS:** BLACK DRAWER PULL **P \$38**

## Full Pedestal Computer Credenza



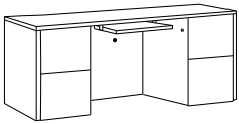
- Locking box/box/file left pedestal
- Pre-installed, black filing hardware
- Legal or letter filing
- CPU cabinet with door on right
- One grommet in modesty panel and three in inside panel of CPU cabinet
- Pullout keyboard platform standard

Freight Class: 125

<b>BP_715CPRK</b>	72" X 24" X 29"	Cubic Ft:35.7	Ship Weight:295	<b>1394</b>	<b>1415</b>	<b>1436</b>
<b>BP_615CPRK</b>	60" X 24" X 29"	Cubic Ft:30.5	Ship Weight:280	<b>1336</b>	<b>1356</b>	<b>1376</b>

**PULLS:** BLACK DRAWER PULL **P \$38**

## Full Pedestal Computer Credenza



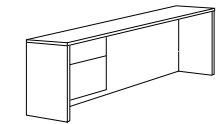
- Two locking file/file pedestals
- Pre-installed, black filing hardware
- Legal or letter filing
- One grommet in modesty panel
- Pullout keyboard platform standard

Freight Class: 125

<b>BP_744F</b>	72" X 24" X 29"	Cubic Ft:35.7	Ship Weight:300	<b>1278</b>	<b>1297</b>	<b>1316</b>
<b>BP_644F</b>	66" X 24" X 29"	Cubic Ft:32.0	Ship Weight:251	<b>1218</b>	<b>1236</b>	<b>1255</b>

**PULLS:** BLACK DRAWER PULL **P \$38**

## Left Pedestal Credenza



- One box drawer
- One file drawer
- Pre-installed filing hardware for letter or legal filing
- Locking pedestal
- One grommet in modesty panel

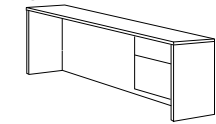
Freight Class: 125

<b>BP_725L</b>	<b>QS</b> 72" X 24" X 29"	Cubic Ft:35.7	Ship Weight:184	<b>788</b>	<b>800</b>	<b>812</b>
			<b>Keyboard Platform K</b>	191	194	197
<b>BP_625L</b>	66" X 24" X 29"	Cubic Ft:32.0	Ship Weight:174	<b>725</b>	<b>736</b>	<b>747</b>
			<b>Keyboard Platform K</b>	191	194	197
<b>BP_615L</b>	60" X 24" X 29"	Cubic Ft:30.5	Ship Weight:164	<b>702</b>	<b>713</b>	<b>723</b>
			<b>Keyboard Platform K</b>	191	194	197

**PULLS:** BLACK DRAWER PULL **P \$19**

**QS FINISHES** **M**

## Right Pedestal Credenza



- One box drawer
- One file drawer
- Pre-installed hardware for letter or legal filing
- Locking pedestal
- One grommet in modesty panel

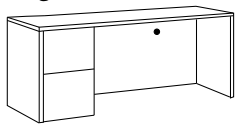
Freight Class: 125

<b>BP_725R</b>	<b>QS</b> 72" X 24" X 29"	Cubic Ft:35.7	Ship Weight:184	<b>788</b>	<b>800</b>	<b>812</b>
			<b>Keyboard Platform K</b>	191	194	197
<b>BP_625R</b>	66" X 24" X 29"	Cubic Ft:32.0	Ship Weight:174	<b>725</b>	<b>736</b>	<b>747</b>
			<b>Keyboard Platform K</b>	191	194	197
<b>BP_615R</b>	60" X 24" X 29"	Cubic Ft:30.5	Ship Weight:164	<b>702</b>	<b>713</b>	<b>723</b>
			<b>Keyboard Platform K</b>	191	194	197

**PULLS:** BLACK DRAWER PULL **P \$19**

**QS FINISHES** **M**

## Single Full Pedestal Credenza



- File/File pedestal
- Pre-installed filing hardware for legal or letter filing
- Locking pedestal
- One wire management grommet in modesty panel
- Left pedestal shown (LF)

Freight Class: 125

<b>BP_725LF</b> (Left Shown)	72" X 24" X 29"	Cubic Ft:35.7	Ship Weight:189	<b>1025</b>	<b>1040</b>	<b>1056</b>
			<b>Keyboard Platform K</b>	191	194	197
<b>BP_625LF</b> (Left)	66" X 24" X 29"	Cubic Ft:32.0	Ship Weight:184	<b>928</b>	<b>942</b>	<b>956</b>
			<b>Keyboard Platform K</b>	191	194	197
<b>BP_725RF</b> (Right)	72" X 24" X 29"	Cubic Ft:35.7	Ship Weight:189	<b>1025</b>	<b>1040</b>	<b>1056</b>
			<b>Keyboard Platform K</b>	191	194	197
<b>BP_625RF</b> (Right)	66" X 24" X 29"	Cubic Ft:32.0	Ship Weight:184	<b>928</b>	<b>942</b>	<b>956</b>
			<b>Keyboard Platform K</b>	191	194	197

**PULLS:** BLACK DRAWER PULL **P \$19**

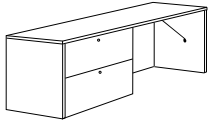
ZONE  
PRICING

1

2

3

**Left Lateral File Credenza**



- Two lateral file drawers on left
- Pre-installed, black filing hardware
- Legal or letter filing
- Individually front locking drawers

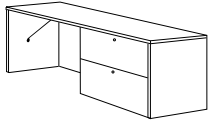
Freight Class: 125

<b>BP_733L</b>	72" X 24" X 29"	Cubic Ft:35.7	Ship Weight:229	<b>1209</b>	<b>1227</b>	<b>1245</b>
----------------	-----------------	---------------	-----------------	-------------	-------------	-------------

**PULLS:** BLACK DRAWER PULL **P \$19**

**EXTRA THICK BOTTOM** \$160.00 **H**

**Right Lateral File Credenza**



- Two lateral file drawers on right
- Pre-installed, black filing hardware
- Legal or letter filing
- Individually front locking drawers

Freight Class: 125

<b>BP_733R</b>	72" X 24" X 29"	Cubic Ft:35.7	Ship Weight:229	<b>1209</b>	<b>1227</b>	<b>1245</b>
----------------	-----------------	---------------	-----------------	-------------	-------------	-------------

**PULLS:** BLACK DRAWER PULL **P \$19**

**EXTRA THICK BOTTOM** \$160.00 **H**

**Double Lateral File Credenza**



- Four full-size lateral file drawers
- Pre-installed, black filing hardware
- Legal or letter filing
- Individually front locking drawers
- Pulls standard

Freight Class: 125

<b>BP_733</b>	72.5" X 24" X 29"	Cubic Ft:35.7	Ship Weight:299	<b>1442</b>	<b>1464</b>	<b>1485</b>
---------------	-------------------	---------------	-----------------	-------------	-------------	-------------

**EXTRA THICK BOTTOM** \$320.00 **H**

**Left Lateral File/ Bookcase Credenza**




- Two full-size lateral file drawers left
- Front locking file drawers
- Pre-installed, black filing hardware
- Legal or letter filing
- Bookcase with doors and adjustable shelf right
- Bookcase compartment dimensions 34" x 21" x 25"
- Pulls standard

Freight Class: 125

<b>BP_BK733L</b>	72.5" X 24" X 29"	Cubic Ft:35.7	Ship Weight:306	<b>1266</b>	<b>1285</b>	<b>1304</b>
------------------	-------------------	---------------	-----------------	-------------	-------------	-------------

**EXTRA THICK BOTTOM** \$160.00 **H**

**Right Lateral File/ Bookcase Credenza**



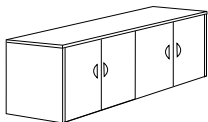
- Same description as above except:
- Lateral file on right
- Bookcase on left

Freight Class: 125

<b>BP_BK733R</b>	72.5" X 24" X 29"	Cubic Ft:35.7	Ship Weight:306	<b>1266</b>	<b>1285</b>	<b>1304</b>
------------------	-------------------	---------------	-----------------	-------------	-------------	-------------

**EXTRA THICK BOTTOM** \$160.00 **H**

**Double Bookcase Credenza**



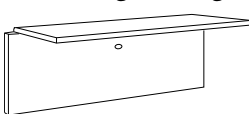
- Two bookcase compartments, each with adjustable shelf
- Doors conceal contents from view
- Bookcase compartment dimensions 34" x 21" x 25"
- Pulls standard

Freight Class: 125

<b>BP_734</b>	72.5" X 24" X 29"	Cubic Ft:35.7	Ship Weight:313	<b>1337</b>	<b>1357</b>	<b>1377</b>
---------------	-------------------	---------------	-----------------	-------------	-------------	-------------

**RETURNS & BRIDGES:**

**Desk Height Bridge**



- One wire management grommet in modesty panel
- Assembly required

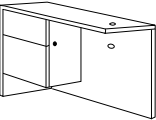
Freight Class: 100

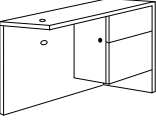
<b>BP_485</b>	<b>QS</b>	48" X 24" X 29"	Cubic Ft:4.0	Ship Weight:66	<b>274</b>	<b>278</b>	<b>282</b>
<b>BP_484</b>		42" X 24" X 29"	Cubic Ft:4.0	Ship Weight:58	<b>248</b>	<b>252</b>	<b>255</b>
<b>BP_482</b>		36" X 24" X 29"	Cubic Ft:4.0	Ship Weight:48	<b>248</b>	<b>252</b>	<b>255</b>

**QS FINISHES** **M**

CONTEMPORARY LAMINATE

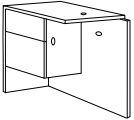


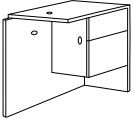
		ZONE PRICING		1	2	3			
<b>Machine Height Left Return</b>  <ul style="list-style-type: none"> <li>• One box drawer</li> <li>• One file drawer</li> <li>• Pre-installed filing hardware for letter or legal filing</li> <li>• One wire management grommet in modesty panel</li> <li>• Locking pedestal</li> <li>• Use with single pedestal desks and credenzas</li> </ul>	<b>BP_662L</b>	<b>QS</b>	42" X 24" X 29"	Cubic Ft: 19.6	Ship Weight: 136	<b>650</b>	<b>660</b>	<b>670</b>	
						<b>Keyboard Platform K</b>	191	194	197
							<b>PULLS:</b> BLACK DRAWER PULL <b>P \$19</b>		
						<b>QS FINISHES</b> <b>M</b>			
Freight Class: 125									

<b>Machine Height Right Return</b>  <ul style="list-style-type: none"> <li>• One box drawer</li> <li>• One file drawer</li> <li>• Pre-installed filing hardware for letter or legal filing</li> <li>• One wire management grommet in modesty panel</li> <li>• Locking pedestal</li> <li>• Use with single pedestal desks and credenzas</li> </ul>	<b>BP_662R</b>	<b>QS</b>	42" X 24" X 29"	Cubic Ft: 19.6	Ship Weight: 136	<b>650</b>	<b>660</b>	<b>670</b>	
						<b>Keyboard Platform K</b>	191	194	197
							<b>PULLS:</b> BLACK DRAWER PULL <b>P \$19</b>		
						<b>QS FINISHES</b> <b>M</b>			
Freight Class: 125									

<b>Desk Height Left Return</b>  <ul style="list-style-type: none"> <li>• One box drawer</li> <li>• One file drawer, letter or legal filing</li> <li>• One wire management grommet in modesty panel</li> <li>• Locking pedestal</li> <li>• Use with single pedestal desks and credenzas</li> </ul>	<b>BP_722L</b>	<b>QS</b>	48" X 24" X 29"	Cubic Ft: 24.3	Ship Weight: 154	<b>650</b>	<b>660</b>	<b>670</b>	
						<b>Keyboard Platform K</b>	191	194	197
							<b>PULLS:</b> BLACK DRAWER PULL <b>P \$19</b>		
						<b>QS FINISHES</b> <b>M</b>			
Freight Class: 125									

<b>Desk Height Right Return</b>  <ul style="list-style-type: none"> <li>• One box drawer</li> <li>• One file drawer, letter or legal filing</li> <li>• One wire management grommet in modesty panel</li> <li>• Locking pedestal</li> <li>• Use with single pedestal desks and credenzas</li> </ul>	<b>BP_722R</b>	<b>QS</b>	48" X 24" X 29"	Cubic Ft: 24.3	Ship Weight: 154	<b>650</b>	<b>660</b>	<b>670</b>	
						<b>Keyboard Platform K</b>	191	194	197
							<b>PULLS:</b> BLACK DRAWER PULL <b>P \$19</b>		
						<b>QS FINISHES</b> <b>M</b>			
Freight Class: 125									

<b>Compact Left Pedestal Return</b>  <ul style="list-style-type: none"> <li>• One box drawer</li> <li>• One file drawer, legal or letter filing</li> <li>• Locking left pedestal</li> <li>• One wire management grommet in modesty panel</li> <li>• Keyboard tray not available for compact returns</li> </ul>	<b>BP_452L</b>		36" X 24" X 29"	Cubic Ft: 19.6	Ship Weight: 129	<b>599</b>	<b>608</b>	<b>617</b>	
						<b>PULLS:</b> BLACK DRAWER PULL <b>P \$19</b>			
	Freight Class: 125								

<b>Compact Right Pedestal Return</b>  <ul style="list-style-type: none"> <li>• One box drawer</li> <li>• One file drawer, legal or letter filing</li> <li>• Locking right pedestal</li> <li>• One wire management grommet in modesty panel</li> <li>• Keyboard tray not available for compact returns</li> </ul>	<b>BP_452R</b>		36" X 24" X 29"	Cubic Ft: 19.6	Ship Weight: 129	<b>599</b>	<b>608</b>	<b>617</b>	
						<b>PULLS:</b> BLACK DRAWER PULL <b>P \$19</b>			
	Freight Class: 125								

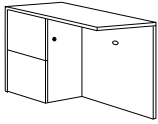
CONTEMPORARY LAMINATE



ZONE  
PRICING

**1**   **2**   **3**

**Full File/File Pedestal Return**

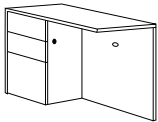


- Two file drawers
- Pre-installed filing hardware
- Legal or letter filing
- Locking pedestal
- One grommet in modesty panel
- Left pedestal shown

Freight Class: 125

<b>BP_722LF</b> (Left)	48" X 24" X 29"	Cubic Ft:24.3	Ship Weight:161	<b>846</b>	<b>859</b>	<b>871</b>
			<b>Keyboard Platform K</b>	191	194	197
<b>BP_722RF</b> (Right)	48" X 24" X 29"	Cubic Ft:24.3	Ship Weight:161	<b>846</b>	<b>859</b>	<b>871</b>
			<b>Keyboard Platform K</b>	191	194	197
<b>BP_622LF</b> (Left)	42" X 24" X 29"	Cubic Ft:21.5	Ship Weight:153	<b>785</b>	<b>797</b>	<b>809</b>
			<b>Keyboard Platform K</b>	191	194	197
<b>BP_622RF</b> (Right)	42" X 24" X 29"	Cubic Ft:21.5	Ship Weight:153	<b>785</b>	<b>797</b>	<b>809</b>
			<b>Keyboard Platform K</b>	191	194	197
<b>PULLS:</b> BLACK DRAWER PULL <b>P \$19</b>						

**Full Box/Box/File Pedestal Return**

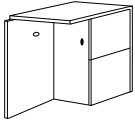


- Box/Box/File pedestal
- Pre-installed filing hardware
- Legal or letter filing
- Locking pedestal
- One grommet in modesty panel
- Left pedestal shown

Freight Class: 125

<b>BP_722L2BF</b> (Left)	48" X 24" X 29"	Cubic Ft:24.3	Ship Weight:161	<b>846</b>	<b>859</b>	<b>871</b>
			<b>Keyboard Platform K</b>	191	194	197
<b>BP_722R2BF</b> (Right)	48" X 24" X 29"	Cubic Ft:24.3	Ship Weight:161	<b>846</b>	<b>859</b>	<b>871</b>
			<b>Keyboard Platform K</b>	191	194	197
<b>PULLS:</b> BLACK DRAWER PULL <b>P \$19</b>						

**Right Compact Return**

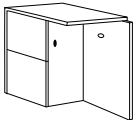


- File/file pedestal on right
- Two file drawers
- Pre-installed filing hardware for legal or letter filing
- One wire management grommet in modesty panel
- Locking pedestal
- Keyboard tray not available for compact returns

Freight Class: 125

<b>BP_452RF</b>	36" X 24" X 29"	Cubic Ft:19.6	Ship Weight:146	<b>778</b>	<b>790</b>	<b>801</b>
<b>PULLS:</b> BLACK DRAWER PULL <b>P \$19</b>						

**Left Compact Return**



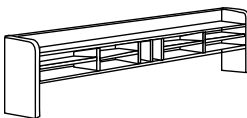
- File/file pedestal on left
- Two file drawers
- Pre-installed filing hardware for legal or letter filing
- One wire management grommet in modesty panel
- Locking pedestal
- Keyboard tray not available for compact returns

Freight Class: 125

<b>BP_452LF</b>	36" X 24" X 29"	Cubic Ft:19.6	Ship Weight:146	<b>778</b>	<b>790</b>	<b>801</b>
<b>PULLS:</b> BLACK DRAWER PULL <b>P \$19</b>						

**OVERHEAD STORAGE & SCREENS:**

**Organizer**

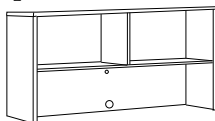


- Four adjustable shelves
- Two 16" wide compartments
- Two 9" wide compartments
- Two 3" wide compartments
- 4" gallery rail

Freight Class: 125

<b>BP_627</b>	62" X 13" X 29"	Cubic Ft:12.3	Ship Weight:105	<b>870</b>	<b>883</b>	<b>896</b>
---------------	-----------------	---------------	-----------------	------------	------------	------------

**Open Overhead Storage Unit**



- Two open storage compartments
- 21" clearance under compartments
- Tack board available
- One wire management grommet
- Includes full back panel
- Ships fully assembled

Freight Class: 125

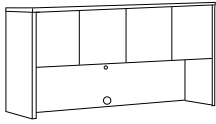
<b>BP_617</b>	<b>QS</b>	64" X 17" X 36.5"	Cubic Ft:28.3	Ship Weight:179	<b>751</b>	<b>762</b>	<b>774</b>
				<b>Task Light T</b>	\$121.00	\$123.00	\$125.00
<b>BP_717</b>		70" X 17" X 36.5"	Cubic Ft:30.5	Ship Weight:200	<b>783</b>	<b>795</b>	<b>806</b>
				<b>Task Light T</b>	\$121.00	\$123.00	\$125.00
<b>QS FINISHES</b> <b>M</b>							

CONTEMPORARY LAMINATE



ZONE PRICING	1	2	3
--------------	---	---	---

## Overhead Storage Unit With Doors

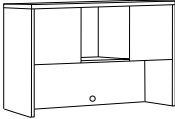


- Two storage compartments behind four doors
- 21" clearance under storage area
- Tack board available
- One wire management grommet in full back panel
- Ships fully assembled

Freight Class: 125

<b>BP_737</b>	<b>QS</b>	70" X 17" X 36.5"	Cubic Ft:30.5	Ship Weight:220	<b>847</b>	<b>860</b>	<b>872</b>
<b>Task Light T</b>					\$121.00	\$123.00	\$125.00
<b>BP_677</b>		64" X 17" X 36.5"	Cubic Ft:28.3	Ship Weight:199	<b>816</b>	<b>828</b>	<b>840</b>
<b>Task Light T</b>					\$121.00	\$123.00	\$125.00
<b>BP_675</b>		57.75" X 17" X 36.5"	Cubic Ft:28.3	Ship Weight:180	<b>736</b>	<b>747</b>	<b>758</b>
<b>Task Light T</b>					\$121.00	\$123.00	\$125.00
<b>PULLS:</b> BLACK DRAWER PULL <b>P \$38</b>					<b>LOCKS</b> \$150.00 <b>Y</b>		
<b>QS FINISHES</b> <b>M</b>							

## Overhead Storage Unit

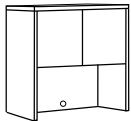


- Two compartments with doors
- Center open storage
- 21" monitor clearance under cabinet
- One grommet in back panel

Freight Class: 125

<b>BP_477</b>		48" X 17" X 36.5"	Cubic Ft:24.3	Ship Weight:163	<b>649</b>	<b>659</b>	<b>668</b>
<b>Task Light T</b>					\$121.00	\$123.00	\$125.00
<b>PULLS:</b> BLACK DRAWER PULL <b>P \$19</b>					<b>LOCKS</b> \$150.00 <b>Y</b>		

## Overhead Storage Unit

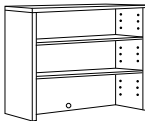


- Storage compartment
- Two doors
- 21" monitor clearance under cabinet
- One grommet in back panel

Freight Class: 125

<b>BP_475</b>		42" X 17" X 36.5"	Cubic Ft:24.3	Ship Weight:143	<b>580</b>	<b>589</b>	<b>597</b>
<b>Task Light T</b>					\$121.00	\$123.00	\$125.00
<b>BP_337</b>		36" X 17" X 36.5"	Cubic Ft:15.3	Ship Weight:125	<b>551</b>	<b>559</b>	<b>568</b>
<b>Task Light T</b>					\$121.00	\$123.00	\$125.00
<b>BP_335</b>		30" X 17" X 36.5"	Cubic Ft:15.3	Ship Weight:120	<b>522</b>	<b>530</b>	<b>538</b>
<b>Task Light T</b>					\$121.00	\$123.00	\$125.00
<b>PULLS:</b> BLACK DRAWER PULL <b>P \$19</b>					<b>LOCKS</b> \$75.00 <b>Y</b>		

## Bookcase Hutch



- Two adjustable 1" thick shelves
- One grommet in back panel
- Fits 36" lateral file or storage cabinet

Freight Class: 125

<b>BP_319</b>		34.75" X 17" X 36.5"	Cubic Ft:15.3	Ship Weight:125	<b>636</b>	<b>646</b>	<b>655</b>
---------------	--	----------------------	---------------	-----------------	------------	------------	------------

## Reception Screen for Main

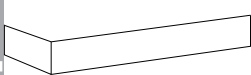


- Fits 72" x 30" desks
- Non-skid rubber strips on bottom prohibit movement

Freight Class: 70

<b>BP_710</b>		69.75" X 30" X 14"	Cubic Ft:31.9	Ship Weight:140	<b>599</b>	<b>608</b>	<b>617</b>
---------------	--	--------------------	---------------	-----------------	------------	------------	------------

## Reception Screen for Return



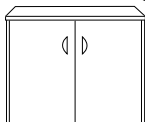
- Fits 42" x 24" executive height return
- Hardware included to join to main reception screen
- 611L fits left return
- 611R fits right return

Freight Class: 70

<b>BP_611R</b>		42" X 24" X 13"	Cubic Ft:1.5	Ship Weight:25	<b>173</b>	<b>176</b>	<b>178</b>
<b>BP_611L</b>		42" X 24" X 13"	Cubic Ft:1.5	Ship Weight:25	<b>173</b>	<b>176</b>	<b>178</b>

## FILES, BOOKCASES & CABINETS:

### Two-Door Storage Unit



- Two hinged doors
- One adjustable shelf in storage area
- Leveling glides
- Pulls standard
- Inside dimensions 34" x 21" x 25"

Freight Class: 100

<b>BP_732</b>		36" X 24" X 29"	Cubic Ft:19.8	Ship Weight:133	<b>551</b>	<b>559</b>	<b>568</b>
---------------	--	-----------------	---------------	-----------------	------------	------------	------------

CONTEMPORARY LAMINATE

ZONE  
PRICING

1

2

3

**Standard Lateral File**



- Two lateral file drawers
- Pre-installed filing hardware for letter and legal filing
- Individually locking drawers
- Anti-tilt mechanism inhibits more than one drawer opening at a time
- Hardwood bottom support rail secured with metal bracket at each end

Freight Class: 100

**BP\_326**

**QS**

30.75" X 20" X 29"

Cubic Ft:14.0

Ship Weight:140

687

697

708

**PULLS:** BLACK DRAWER PULL **P \$19**  
**QS FINISHES** **M**

**EXTRA THICK BOTTOM** \$160.00 **H**

**Executive Lateral File**



- Two lateral file drawers
- Pre-installed filing hardware for letter and legal filing
- Individually locking drawers
- Hardwood bottom support rail secured with metal bracket at each end
- Anti-tilt counter weight

Freight Class: 100

**BP\_346**

**QS**

36" X 24" X 29"

Cubic Ft:18.8

Ship Weight:197

739

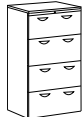
750

761

**PULLS:** BLACK DRAWER PULL **P \$19**  
**QS FINISHES** **M**

**EXTRA THICK BOTTOM** \$160.00 **H**

**Four Drawer Lateral File**



- Four lateral file drawers
- Pre-installed filing hardware for letter and legal filing
- Central locking
- Anti-tilt mechanism inhibits more than one drawer opening at a time
- Hardwood bottom support rail secured with metal bracket at each end
- Pulls standard

Freight Class: 100

**BP\_426**

30.75" X 20" X 29"

Cubic Ft:27.9

Ship Weight:252

1704

1730

1755

**EXTRA THICK BOTTOM** \$320.00 **H**

**Mobile Box/Box/File Pedestal**



- Fits under work surfaces
- Box/Box/File drawers
- Pre-installed filing hardware for legal or letter filing
- Front locking
- Four casters, two locking
- Pulls standard

Freight Class: 100

**BP\_21**

16" X 22" X 27.25"

Cubic Ft:10.3

Ship Weight:105

605

614

623

**Mobile File/File Pedestal**



- Fits under work surfaces
- Two file drawers
- Pre-installed, black filing hardware
- Legal or letter filing
- Front locking
- Four casters, two locking
- Pulls standard

Freight Class: 100

**BP\_21F**

16" X 22" X 27.25"

Cubic Ft:10.3

Ship Weight:93

605

614

623

**MultiUse Wardrobe/ Storage**



- Coat rod mounted sideto- side left side
- Four adjustable shelves on right
- Both sides drilled for adjustable shelves
- 3/4" thick shelves
- Individually locking doors
- Pulls standard

Freight Class: 125

**BP\_65DWD**

36" X 24" X 65.5"

Cubic Ft:43.1

Ship Weight:300

1626

1650

1675

CONTEMPORARY LAMINATE



## Storage Cabinet



- Storage compartment 34" x 19-5/8" x 34"
- Two adjustable shelves in storage compartment
- Two lateral file drawers, legal or letter filing
- Single-key, front-locking file cabinet
- Hardwood bottom support rail secured with metal bracket at each end
- Pulls standard

Freight Class: 125

BP_65STOR	36" X 24" X 65.5"	Cubic Ft:40.3	Ship Weight:300	ZONE PRICING		
				1	2	3
				1626	1650	1675
<b>EXTRA THICK BOTTOM</b> \$160.00 .H						

## Wardrobe

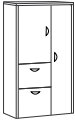


- Coat rod mounted side-to-side
- Adjustable shelf near bottom
- Pull standard
- BP\_65WDR - Door hinge on right
- BP\_65WDL - Door hinge on left (shown)

Freight Class: 125

BP_65WDR	24" X 24" X 65.5"	Cubic Ft:31.6	Ship Weight:200	1095	1111	1128
BP_65WDL	24" X 24" X 65.5"	Cubic Ft:31.6	Ship Weight:200	1095	1111	1128

## Wardrobe/ Storage Cabinet

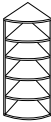


- Coat rod in wardrobe side
- Storage cabinet above drawers with one adjustable shelf
- 3/4" shelves
- Pulls standard
- BP\_65TL - Drawers on left (shown)
- BP\_65TR - Drawers on right

Freight Class: 125

BP_65TR	24" X 24" X 65"	Cubic Ft:31.6	Ship Weight:218	1510	1533	1555
BP_65TL	24" X 24" X 65"	Cubic Ft:31.6	Ship Weight:218	1510	1533	1555

## Curved Corner Bookcase, 65.5" High



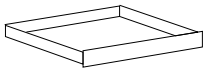
- Fits in corner at end of workstation
- Five shelf storage
- Four adjustable shelves
- Bottom shelf fixed
- 3/4" shelves

Freight Class: 125

BP_CB65	24" X 24" X 65.5"	Cubic Ft:31.6	Ship Weight:182	800	812	824
---------	-------------------	---------------	-----------------	-----	-----	-----

## CENTER DRAWER:

### Center Drawer



- CD\_18 Fits 60" and 66" Single pedestal desks
- CD\_19 Fits 60" Double pedestal and 72" and 48" Single pedestal desks
- CD-32 Fits 66" Double pedestal desks
- CD-30 Fits 72" Double pedestal desks

Freight Class: 100

CD_18	QS	20" X 18" X 3"	Cubic Ft:1.5	Ship Weight:11	156	158	161
CD_19	QS	26" X 18" X 3"	Cubic Ft:1.5	Ship Weight:12	156	158	161
CD_32	QS	32" X 18" X 3"	Cubic Ft:2.2	Ship Weight:13	168	171	173
CD_30	QS	38" X 18" X 3"	Cubic Ft:2.2	Ship Weight:13	168	171	173

QS FINISHES **O** **M**

Use with 2200 Series and Bravo Panel



## FINISHES

Bedford is available in **Mahogany** and **Windsor Cherry** laminate.

## PEDESTALS, CREDENZAS, FILE CABINETS AND STORAGE UNITS

All cases are  $\frac{3}{4}$ " thick core surfaced on both sides with thermally fused laminate and edge banded as required. Units fully assembled with dowels/glue, wood cleats, metal brackets and screws. This series features picture frame molding on ends, backs and modesty panels. No molding on bridge. Series features full modesty panels.

## TOPS

All tops are surfaced in **high-gloss, high pressure laminate** specifically chosen and color matched for this grouping. All bridge and return tops feature common grain direction with desk/credenza as well as reverse coped edges for smooth worksurface connection with desk/credenza. All tops are  $1\frac{3}{16}$ " thick with solid hardwood edges and properly backed. All tops feature traditional detail on hardwood edges on all four sides. Work surface dimensions will vary due to edge profile treatments.

## DRAWERS

All drawer fronts are constructed of  $\frac{3}{4}$ " thick core surfaced on both sides with melamine and edge banded as required. Drawer sides are  $\frac{1}{2}$ " thick, grain printed in an oak finish. Drawer bottoms are  $\frac{1}{8}$ " thick oak-grain hardboard.

- All box drawers are suspended on smooth action metal slides with ball bearings.
- All file drawers and file cabinet drawers are mounted on heavy-duty ball bearing, full-extension slides.
- Black filing hardware includes pre-installed rails with easy-adjust crossbar.
- All file drawers allow letter filing front-to-back and letter or legal-size filing side-to-side.
- All 38" lateral file drawers allow letter and/or legal filing front-to-back or legal size filing side-to-side
- 32" lateral file drawers allow legal filing side-to-side and letter filing front-to-back
- Maximum weight for bottom loading is 25 lb
- Drawers are constructed with 5 sides for extra strength and durability. The drawer front is the 5th side and is removable in the field for repairs or hardware additions.

## PEDESTALS

Supported on 4 leveling glides.

## PANELS

Heavy-duty adjustable nylon leveling glides installed in each end panel. Modesty panels are  $\frac{3}{4}$ " thick core.

## TACK BOARDS

Fabric covered tackable boards may be ordered separately to fit inside hutches. They can be ordered with any fabric to match your office chairs except leather or vinyl.

## BASES

All bases are 1" thick MDF surfaced with laminate.

## GROMMETS

All grommets in the Bedford Collection are rectangular and made of black high impact poly resin. See features for number of grommets and location. Additional grommets can be added for extended wire management capability at \$106 list per grommet. Includes factory cut and installed grommet and black sleeve. Call for special quote. Specify location and quote number with order.

## HARDWARE

Pulls and knobs are a beautiful traditional design, solid metal antique brass finish.

## LOCKS

- Independent fully locking pedestals are standard on all credenzas and desks.
- Two drawer lateral files feature individually locking drawers.
- Four drawer lateral files feature central locking and are keyed different than other locks due to the anti-tilt mechanism inside the unit.
- All locks are keyed identical unless otherwise specified.
- "Key Different" option is \$21 list upcharge per lock. Locks/cores packaged to customer requirements.
- Additional lead time for "Key Different." For optional locking on overhead storage units with four wood doors, add **Y** to the end of the model number and add \$150 to the list price of unit.

## ACCESSORIES *Factory Installed*

Certain accessories can be ordered installed prior to shipment. Add letter designator (C, K or T) at end of the desk, credenza or overhead model number:

- C** Center Drawer  
*Example: TRM3030C*
- K** Keyboard Platform  
*Example: TRM3076LK*
- T** Task Light  
*Example: TRM3071T*

## QUICKSHIP

Quick Ship is not available on any items ordered with options

## PACKING

All units are properly packed in heavy duty cartons with heavy duty corner pads. All packaging conforms to or exceeds specifications as outlined in the Uniform Freight Classification.

All desks, credenzas, files, and overhead storage units are shipped assembled. Modular L-shaped, and U-shaped workstations are shipped in multiple cartons & require connection.

## PALLETIZATION

See page 3.

## CARE & CLEANING INSTRUCTIONS

Normal cleaning: Clean using a soft cloth and a good window cleaner which contains no ammonia, followed by wiping dry using a dry soft cloth.

Specifications subject to change without notice.



ZONE  
PRICING

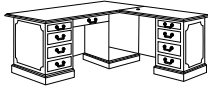
**1**

**2**

**3**

## CONFIGURATIONS:

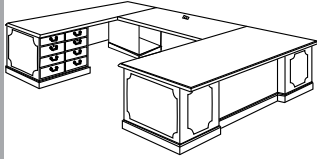
### L-Shaped Workstation



DESCRIPTION	MODEL NUMBER	QT	FT. CLASS	CUBIC FT.	SHIP WEIGHT			
<i>Left Pedestal Desk</i>	TR_3045ALH 66" X 30" X 29"	1	125	40.2	267	2001	2031	2061
<i>Desk Height Right Return</i>	TR_3048BRH 48" X 24" X 29"	1	125	25.3	178	1492	1514	1537
<b>TOTAL:</b>				<b>65.50</b>	<b>445</b>	<b>3493</b>	<b>3545</b>	<b>3598</b>

66" x 78" x 29"

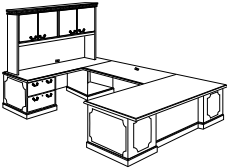
### U-Shape Workstation



DESCRIPTION	MODEL NUMBER	QT	FT. CLASS	CUBIC FT.	SHIP WEIGHT			
<i>Right Pedestal Desk</i>	TR_3048ARH 72" X 36" X 29"	1	125	51.6	308	2423	2459	2496
<i>Left Twin Pedestal Credenza</i>	TR_3075L 72" X 24" X 29"	1	125	35.7	277	2120	2152	2184
<i>Desk Height Bridge</i>	TR_3041 48" X 24" X 29"	1	100	4.0	89	638	648	657
<b>TOTAL:</b>				<b>91.30</b>	<b>674</b>	<b>5181</b>	<b>5259</b>	<b>5337</b>

72" x 108" x 29"

### U-Shape Workstation



DESCRIPTION	MODEL NUMBER	QT	FT. CLASS	CUBIC FT.	SHIP WEIGHT			
<i>Right Pedestal Desk</i>	TR_3048ARH 72" X 36" X 29"	1	125	51.6	308	2423	2459	2496
<i>Left Lateral File Credenza</i>	TR_3033L 72" X 24" X 29"	1	125	35.7	254	2093	2124	2156
<i>Desk Height Bridge</i>	TR_3041 48" X 24" X 29"	1	100	4.0	89	638	648	657
<i>Overhead Storage Unit</i>	TR_3071 72" X 16" X 48"	1	125	43.6	261	1634	1659	1683
<b>TOTAL:</b>				<b>134.90</b>	<b>912</b>	<b>6788</b>	<b>6890</b>	<b>6992</b>

72" x 108" x 77"

## DESKS:

### Double Pedestal Bow Front Desk



- Pencil/box/file drawer configuration
- Letter or legal filing
- Pullout writing shelf
- Individually locking pedestals

Freight Class: 125

<b>TR_3030B</b>	<b>QS</b>	72" X 36" X 29"	Cubic Ft:51.6	Ship Weight:333	<b>2531</b>	<b>2569</b>	<b>2607</b>	
					<b>Center Drawer C</b>	172	175	177
					<b>Keyboard Platform K</b>	188	191	194

**QS FINISHES** **M**

### Left Pedestal Bow Front Desk



- Pencil/box/file drawer configuration
- Letter or legal filing
- Pullout writing shelf
- Locking pedestal
- Center drawer standard

Freight Class: 125

<b>TR_30721LB</b>		72" X 36" X 29"	Cubic Ft:51.6	Ship Weight:296	<b>2576</b>	<b>2615</b>	<b>2653</b>
-------------------	--	-----------------	---------------	-----------------	-------------	-------------	-------------

### Right Pedestal Bow Front Desk



- Pencil/box/file drawer configuration
- Letter or legal filing
- Pullout writing shelf
- Locking pedestal
- Center drawer standard

Freight Class: 125

<b>TR_30721RB</b>		72" X 36" X 29"	Cubic Ft:51.6	Ship Weight:296	<b>2576</b>	<b>2615</b>	<b>2653</b>
-------------------	--	-----------------	---------------	-----------------	-------------	-------------	-------------

TRADITIONAL LAMINATE


ZONE  
PRICING

1

2

3

**Double Pedestal Desk**



- Two pencil drawers
- Two box drawers
- Two file drawers
- Pre-installed filing hardware for letter or legal filing
- Two dictation slides
- Individually locking pedestals

Freight Class: 125

Model	Finish	Dimensions	Cubic Ft.	Ship Weight	Zone 1	Zone 2	Zone 3
TR_3020	QS	60" X 30" X 29"	36.7	300	2189	2222	2255
		Center Drawer <b>C</b>			158	160	163
		Keyboard Platform <b>K</b>			188	191	194
TR_3025	QS	66" X 30" X 29"	40.2	326	2344	2379	2414
		Center Drawer <b>C</b>			172	175	177
		Keyboard Platform <b>K</b>			188	191	194
TR_3030	QS	72" X 36" X 29"	51.6	346	2406	2442	2478
		Center Drawer <b>C</b>			172	175	177
		Keyboard Platform <b>K</b>			188	191	194
TR_3051	QS	78" X 42" X 29"	66.5	384	3317	3367	3417
		Center Drawer <b>C</b>			172	175	177
		Keyboard Platform <b>K</b>			188	191	194

QS FINISHES **M**

TR\_3051 will be discontinued after March 1, 2010

**Left Pedestal Desk**



- Pencil/box/file pedestal on left
- Pre-installed filing hardware for letter or legal filing
- One dictation slide
- Locking pedestal
- Center drawer standard

Freight Class: 125

TR_3045ALH	QS	66" X 30" X 29"	40.2	267	2001	2031	2061
TR_3048ALH	QS	72" X 36" X 29"	51.6	308	2423	2459	2496

QS FINISHES **M**

**Right Pedestal Desk**



- Pencil/box/file pedestal on right
- Pre-installed filing hardware for letter or legal filing
- One dictation slide
- Locking pedestal
- Center drawer standard

Freight Class: 125

TR_3045ARH	QS	66" X 30" X 29"	40.2	267	2001	2031	2061
TR_3048ARH	QS	72" X 36" X 29"	51.6	308	2423	2459	2496

QS FINISHES **M**

**Left Computer Corner Desk**



- Pencil/box/file pedestal on left
- Pre-installed filing hardware for letter or legal filing
- Pullout keyboard platform standard
- Locking pedestal
- One grommet in top
- Connects to return or bridge

Freight Class: 125

TR_3451L		72" X 24" X 29"	51.6	271	2510	2548	2585
TR_3450L	QS	72" X 30" X 29"	58.9	324	2660	2700	2740

Discontinued after March 1, 2010

**Right Computer Corner Desk**



- Pencil/box/file pedestal on left
- Pre-installed filing hardware for letter or legal filing
- Pullout keyboard platform standard
- Locking pedestal
- One grommet in top
- Connects to return or bridge

Freight Class: 125

TR_3451R		72" X 24" X 29"	51.6	271	2510	2548	2585
TR_3450R	QS	72" X 30" X 29"	58.9	324	2660	2700	2740

Discontinued after March 1, 2010

**CREDENZAS:**

**Executive Storage Credenza**



- Two pencil/box/file drawer pedestals
- Pre-installed filing hardware for letter or legal filing
- Individually locking pedestals
- Storage compartment with one adjustable shelf behind two hinged doors, center

Freight Class: 125

TR_3072	QS	72" X 24" X 29"	35.7	316	2478	2515	2552
---------	----	-----------------	------	-----	------	------	------

QS FINISHES **M**

TRADITIONAL LAMINATE




## Computer Credenza



- Two pencil/box/file drawer pedestals
- Pre-installed filing hardware for letter or legal filing
- Individually locking pedestals
- Pullout keyboard platform standard on 3064
- Keyboard drawer with flip down front standard on 3074
- One grommet in modesty panel

Freight Class: 125


## Right Computer Credenza



- CPU storage right pedestal
- Pencil/Box/File pedestal left
- Pre-installed filing hardware for letter or legal filing
- One grommet in back and four in inside panel of CPU storage pedestal
- Pullout keyboard platform standard
- Locking pedestal with drawers

Freight Class: 125

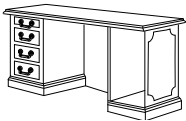
## Left Computer Credenza



- CPU storage left pedestal
- Pencil/Box/File pedestal right
- Pre-installed filing hardware for letter or legal filing
- One grommet in back and four in inside panel of CPU storage pedestal
- Pullout keyboard platform standard
- Locking pedestal with drawers

Freight Class: 125

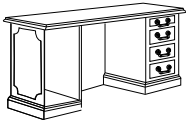
## Left Pedestal Credenza



- Two file drawers
- Pre-installed filing hardware for letter or legal filing
- Single key side locking
- One grommet in modesty panel

Freight Class: 125


## Right Pedestal Credenza



- Two file drawer
- Pre-installed filing hardware for letter or legal filing
- Single key side locking
- One grommet in modesty panel

Freight Class: 125

## Storage Credenza



- Two hinged doors
- Storage compartment with one adjustable shelf

Freight Class: 125

## Left Twin Pedestal Credenza



- Two pencil drawers
- Two box drawers
- Two file drawers
- Pre-installed filing hardware for letter or legal filing
- Lock on inside pedestal only

Freight Class: 125

ZONE  
PRICING

1

2

3

TR_3064	QS	66" X 24" X 29"	Cubic Ft:32.8	Ship Weight:268	2264	2298	2332
TR_3074	QS	72" X 24" X 29"	Cubic Ft:35.7	Ship Weight:287	2296	2330	2365

QS FINISHES M

TR_CPR744		72" X 24" X 29"	Cubic Ft:35.7	Ship Weight:287	2296	2330	2365
-----------	--	-----------------	---------------	-----------------	------	------	------

TR_CPL744		72" X 24" X 29"	Cubic Ft:35.7	Ship Weight:287	2296	2330	2365
-----------	--	-----------------	---------------	-----------------	------	------	------

TR_3076L	QS	72" X 24" X 29"	Cubic Ft:35.7	Ship Weight:200	1801	1828	1855
				Keyboard Platform K	188	191	194

TR_3064L		66" X 24" X 29"	Cubic Ft:32.8	Ship Weight:182	1536	1559	1582
				Keyboard Platform K	188	191	194

QS FINISHES M

TR_3076R	QS	72" X 24" X 29"	Cubic Ft:35.7	Ship Weight:200	1801	1828	1855
				Keyboard Platform K	188	191	194

TR_3064R		66" X 24" X 29"	Cubic Ft:32.8	Ship Weight:182	1536	1559	1582
				Keyboard Platform K	188	191	194

QS FINISHES M

TR_3042	QS	38" X 24" X 29"	Cubic Ft:19.5	Ship Weight:140	1142	1159	1176
---------	----	-----------------	---------------	-----------------	------	------	------

QS FINISHES M

TR_3075L	QS	72" X 24" X 29"	Cubic Ft:35.7	Ship Weight:277	2120	2152	2184
----------	----	-----------------	---------------	-----------------	------	------	------


QS FINISHES M



ZONE  
PRICING

**1**   **2**   **3**

**Right Twin Pedestal Credenza**




- Two pencil drawers
- Two box drawers
- Two file drawers
- Pre-installed filing hardware for letter or legal filing
- Lock on inside pedestal only

Freight Class: 125

<b>TR_3075R</b>	<b>QS</b>	72" X 24" X 29"	Cubic Ft:35.7	Ship Weight:277	<b>2120</b>	<b>2152</b>	<b>2184</b>
-----------------	-----------	-----------------	---------------	-----------------	-------------	-------------	-------------

**QS FINISHES**   **M**

**Left Lateral File Credenza**



- Two lateral file drawers
- Pre-installed filing hardware for letter and legal filing
- Side Locking

Freight Class: 125

<b>TR_3033L</b>		72" X 24" X 29"	Cubic Ft:35.7	Ship Weight:254	<b>2093</b>	<b>2124</b>	<b>2156</b>
-----------------	--	-----------------	---------------	-----------------	-------------	-------------	-------------

**EXTRA THICK BOTTOM** \$160.00 **H**

**Right Lateral File Credenza**



- Two lateral file drawers
- Pre-installed filing hardware for letter and legal filing
- Side Locking

Freight Class: 125

<b>TR_3033R</b>		72" X 24" X 29"	Cubic Ft:35.7	Ship Weight:254	<b>2093</b>	<b>2124</b>	<b>2156</b>
-----------------	--	-----------------	---------------	-----------------	-------------	-------------	-------------

**EXTRA THICK BOTTOM** \$160.00 **H**

**Double Lateral File Credenza**



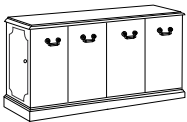
- Four lateral file drawers
- Pre-installed filing hardware for letter and legal filing
- Side Locking

Freight Class: 125

<b>TR_733</b>		73.75" X 24" X 29"	Cubic Ft:35.7	Ship Weight:368	<b>2843</b>	<b>2886</b>	<b>2928</b>
---------------	--	--------------------	---------------	-----------------	-------------	-------------	-------------

**EXTRA THICK BOTTOM** \$320.00 **H**

**Double Bookcase Credeza**




- Two bookcase compartments
- One adjustable shelf in each compartment

Freight Class: 125

<b>TR_734</b>		72" X 24" X 29"	Cubic Ft:35.7	Ship Weight:340	<b>2047</b>	<b>2078</b>	<b>2109</b>
---------------	--	-----------------	---------------	-----------------	-------------	-------------	-------------

**RETURNS & BRIDGES:**

**Left Machine Height Return**




- One box drawer
- One file drawer
- Pre-installed filing hardware for letter or legal filing
- One grommet in modesty panel
- Reverse coped edge for smooth connection
- Common grain direction with desk/ credenzas

Freight Class: 125

<b>TR_3045BLH</b>		42" X 24" X 26"	Cubic Ft:20.7	Ship Weight:150	<b>1331</b>	<b>1351</b>	<b>1371</b>
-------------------	--	-----------------	---------------	-----------------	-------------	-------------	-------------

Discontinued after March 1, 2010

**Right Machine Height Return**



- One box drawer
- One file drawer
- Pre-installed filing hardware for letter or legal filing
- One grommet in modesty panel
- Reverse coped edge for smooth connection
- Common grain direction with desk/ credenzas

Freight Class: 125

<b>TR_3045BRH</b>		42" X 24" X 26"	Cubic Ft:20.7	Ship Weight:150	<b>1331</b>	<b>1351</b>	<b>1371</b>
-------------------	--	-----------------	---------------	-----------------	-------------	-------------	-------------

Discontinued after March 1, 2010

TRADITIONAL LAMINATE



ZONE PRICING	1	2	3
--------------	---	---	---

### Left Desk Height Return



- One pencil/box/file drawer pedestal
- Pre-installed filing hardware for letter or legal filing
- One grommet in modesty panel
- Reverse coped edge for smooth connection
- Common grain direction with desk/credenzas

Model	Specs	Ship Weight	1	2	3
TR_3048BLH	48" X 24" X 29" Cubic Ft:25.3	178	1492	1514	1537
	Keyboard Platform <b>K</b>		188	191	194
TR_3040BLH	42" X 24" X 29" Cubic Ft:21.8	158	1478	1500	1522
	Keyboard Platform <b>K</b>		188	191	194
TR_3452L	36" X 24" X 29" Cubic Ft:21.8	138	1475	1497	1519
	<b>QS FINISHES</b> <b>M</b>				

Freight Class: 125

### Right Desk Height Return

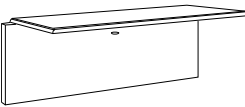


- One pencil/box/file drawer pedestal
- Pre-installed filing hardware for letter or legal filing
- One grommet in modesty panel
- Reverse coped edge for smooth connection
- Common grain direction with desk/credenzas

Model	Specs	Ship Weight	1	2	3
TR_3048BRH	48" X 24" X 29" Cubic Ft:25.3	178	1492	1514	1537
	Keyboard Platform <b>K</b>		188	191	194
TR_3040BRH	42" X 24" X 29" Cubic Ft:21.8	158	1478	1500	1522
	Keyboard Platform <b>K</b>		188	191	194
TR_3452R	36" X 24" X 29" Cubic Ft:21.8	138	1475	1497	1519
	<b>QS FINISHES</b> <b>M</b>				

Freight Class: 125

### Desk Height Bridge



- Use with single pedestal desks or credenzas
- Common grain direction with desk/credenzas
- Reverse coped edge on connecting sides
- One wire management grommet in modesty

Model	Specs	Ship Weight	1	2	3
TR_3041	48" X 24" X 29" Cubic Ft:4.0	89	638	648	657
TR_3040	42" X 24" X 29" Cubic Ft:4.0	80	595	604	613
	<b>QS FINISHES</b> <b>M</b>				

Freight Class: 100

## FILES, OVERHEADS, BOOKCASES & STORAGE:

### Two Drawer File



- Two file drawers
- Pre-installed filing hardware for letter and legal filing
- Side Locking

Model	Specs	Ship Weight	1	2	3
TR_302DF	18" X 24" X 29" Cubic Ft:10.0	111	1136	1153	1170
	<b>QS FINISHES</b> <b>M</b>				

Freight Class: 100

### Standard Lateral File



- Two lateral file drawers
- Pre-installed filing hardware for letter and legal filing
- Side Locking
- Anti-tilt mechanism inhibits more than one drawer opening at one time

Model	Specs	Ship Weight	1	2	3
TR_3026DF	32" X 24" X 29" Cubic Ft:14.0	152	1234	1253	1271
	<b>QS FINISHES</b> <b>M</b>				
	<b>EXTRA THICK BOTTOM</b> \$160.00 <b>H</b>				

Freight Class: 100

### Executive Lateral File



- Two lateral file drawers
- Pre-installed filing hardware for letter and legal filing
- Side Locking
- Anti-tilt mechanism inhibits more than one drawer opening at one time

Model	Specs	Ship Weight	1	2	3
TR_3032DF	38" X 24" X 29" Cubic Ft:19.5	183	1483	1505	1527
	<b>QS FINISHES</b> <b>M</b>				
	<b>EXTRA THICK BOTTOM</b> \$160.00 <b>H</b>				

Freight Class: 100

### Three Drawer Lateral File



- Three lateral file drawers
- Pre-installed filing hardware for letter and legal filing
- Central Locking
- Anti-tilt mechanism inhibits more than one drawer opening at one time

Model	Specs	Ship Weight	1	2	3
TR_3036DF	32" X 21" X 44.5" Cubic Ft:27.9	219	2025	2055	2086
	<b>QS FINISHES</b> <b>M</b>				
	<b>EXTRA THICK BOTTOM</b> \$240.00 <b>H</b>				

Freight Class: 125

TRADITIONAL LAMINATE

ZONE PRICING	1	2	3
--------------	---	---	---

**Four Drawer Lateral File**



- Four lateral file drawers
- Pre-installed filing hardware for letter and legal filing
- Central Locking
- Anti-tilt mechanism inhibits more than one drawer opening at one time

Freight Class: 125

<b>TR_4026DF</b>	<b>QS</b>	32" X 21" X 56"	Cubic Ft:27.9	Ship Weight:252	<b>2411</b>	<b>2447</b>	<b>2483</b>
		<b>QS FINISHES</b>	<b>M</b>	<b>EXTRA THICK BOTTOM</b> \$320.00 <b>H</b>			

**Single Hutch**



- Three adjustable shelves
- One wire management grommet in back panel
- Fits 38" wide executive lateral file

Freight Class: 125

<b>TR_3066</b>	<b>QS</b>	36" X 16" X 48"	Cubic Ft:22.9	Ship Weight:108	<b>810</b>	<b>822</b>	<b>834</b>
		<b>QS FINISHES</b>	<b>M</b>				

**Double Hutch**

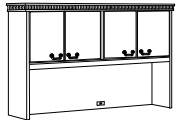


- Six adjustable shelves
- Two wire management grommets in back panel
- Fits 72" credenzas

Freight Class: 125

<b>TR_3068</b>		72" X 16" X 48"	Cubic Ft:43.6	Ship Weight:207	<b>1584</b>	<b>1608</b>	<b>1632</b>
----------------	--	-----------------	---------------	-----------------	-------------	-------------	-------------

**Overhead Storage Unit**



- Two storage compartments
- One wire management grommet in back panel
- 25-1/4" clearance under doors
- Fits 72" credenzas
- Tackboard available

Freight Class: 125

<b>TR_3071</b>	<b>QS</b>	72" X 16" X 48"	Cubic Ft:43.6	Ship Weight:261	<b>1634</b>	<b>1659</b>	<b>1683</b>	
					<b>Task Light I</b>	\$121.00	\$123.00	\$125.00
<b>TR_3077</b>		66" X 16" X 48"	Cubic Ft:43.6	Ship Weight:245	<b>1412</b>	<b>1433</b>	<b>1454</b>	
					<b>Task Light I</b>	\$121.00	\$123.00	\$125.00
		<b>QS FINISHES</b>	<b>M</b>	<b>LOCKS</b>	\$150.00	<b>Y</b>		

**Two-Shelf Bookcase**



- One adjustable and one fixed shelf
- 1" thick shelf
- Crown molding on three sides

Freight Class: 125

<b>TR_B36</b>		36" X 16" X 36"	Cubic Ft:15.4	Ship Weight:91	<b>699</b>	<b>709</b>	<b>720</b>
---------------	--	-----------------	---------------	----------------	------------	------------	------------

**Bookcase Storage with Two Doors**



- One adjustable shelf
- 1" thick shelf
- Two doors
- Crown molding on three sides

Freight Class: 125

<b>TR_362D</b>		36" X 16" X 36"	Cubic Ft:15.4	Ship Weight:125	<b>869</b>	<b>882</b>	<b>895</b>
----------------	--	-----------------	---------------	-----------------	------------	------------	------------

**Three Shelf Bookcase**



- Two adjustable shelves
- 1" thick shelves
- Crown molding on three sides

Freight Class: 125

<b>TR_B52</b>	<b>QS</b>	36" X 16" X 52"	Cubic Ft:22.5	Ship Weight:134	<b>771</b>	<b>783</b>	<b>794</b>
		<b>QS FINISHES</b>	<b>M</b>				

**Five Shelf Bookcase**



- Three adjustable shelves
- Two fixed shelves (middle and bottom)
- 1" thick shelves
- Crown molding on three sides

Freight Class: 125

<b>TR_B76</b>	<b>QS</b>	36" X 16" X 77"	Cubic Ft:31.9	Ship Weight:185	<b>1056</b>	<b>1072</b>	<b>1088</b>
		<b>QS FINISHES</b>	<b>M</b>				

TRADITIONAL LAMINATE



ZONE  
PRICING

1

2

3

## Two Door Bookcase



- Two door storage area
- Two adjustable shelves on top
- One fixed shelf (above doors)
- One adjustable shelf in cabinet
- 1" thick shelves
- Crown molding on three sides

Freight Class: 125

<b>TR_762D</b>	<b>QS</b>	36" X 16" X 77"	Cubic Ft:31.9	Ship Weight:218	<b>1229</b>	<b>1247</b>	<b>1266</b>
<b>QS FINISHES</b>					<b>M</b>		

## Bookcase Wall Unit



- Three adjustable shelves
- Two fixed shelves (middle and bottom)
- Prebored and includes fittings to make flush connection to add-on units
- 1" thick shelves
- Crown molding on front only

Freight Class: 125

<b>TR_W72</b>	<b>QS</b>	34" X 16" X 72"	Cubic Ft:30.3	Ship Weight:176	<b>963</b>	<b>977</b>	<b>992</b>
<b>TR_W72NH</b> (Not Prebored)		35" X 16" X 72"	Cubic Ft:30.3	Ship Weight:176	<b>963</b>	<b>977</b>	<b>992</b>
<b>QS FINISHES</b>					<b>M</b>		

## Two Door Bookcase Wall Unit

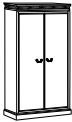


- Two door enclosed storage area
- Two adjustable shelves on top
- One fixed shelf (above doors)
- One adjustable shelf in cabinet
- Prebored and includes fittings to make flush connection to add-on units
- 1" thick shelves
- Crown molding on front only

Freight Class: 125

<b>TR_W722D</b>	<b>QS</b>	34" X 16" X 72"	Cubic Ft:30.3	Ship Weight:208	<b>1161</b>	<b>1178</b>	<b>1196</b>
<b>TR_W722DNH</b> (Not Prebored)		34" X 16" X 72"	Cubic Ft:30.3	Ship Weight:208	<b>1161</b>	<b>1178</b>	<b>1196</b>
<b>QS FINISHES</b>					<b>M</b>		

## Storage Cabinet

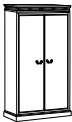


- Storage cabinet with four full-width adjustable shelves behind two full height doors
- Crown molding on three sides

Freight Class: 125

<b>TR_76DS</b>		36" X 24" X 77"	Cubic Ft:48.0	Ship Weight:309	<b>1866</b>	<b>1894</b>	<b>1922</b>
----------------	--	-----------------	---------------	-----------------	-------------	-------------	-------------

## Two Door Wardrobe

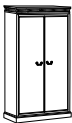


- Hanging bar in top
- Crown molding on three sides

Freight Class: 125

<b>TR_76WR</b>	<b>QS</b>	36" X 16" X 77"	Cubic Ft:31.9	Ship Weight:220	<b>1476</b>	<b>1498</b>	<b>1520</b>
<b>QS FINISHES</b>					<b>M</b>		
Discontinued after March 1, 2010							

## Multi-Use Wardrobe/Storage



- Two-door storage area
- Coat rod mounted in left side
- Four adjustable shelves in right
- Both sides drilled for adjustable shelves
- Individually locking doors
- Crown molding on three sides

Freight Class: 125

<b>TR_76DWD</b>		36" X 24" X 77"	Cubic Ft:48.0	Ship Weight:309	<b>2011</b>	<b>2041</b>	<b>2072</b>
-----------------	--	-----------------	---------------	-----------------	-------------	-------------	-------------

## Four Door Storage



- Two adjustable shelves and one fixed shelf in top
- One adjustable shelf in bottom
- 1" thick shelves
- Crown molding on three sides

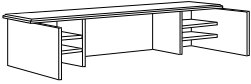
Freight Class: 125

<b>TR_764D</b>	<b>QS</b>	36" X 16" X 77"	Cubic Ft:31.9	Ship Weight:230	<b>1684</b>	<b>1709</b>	<b>1735</b>
<b>QS FINISHES</b>					<b>M</b>		
Discontinued after March 1, 2010							

ZONE PRICING	1	2	3
--------------	---	---	---

**RECEPTION SCREENS & TABLES:**

**Reception Screen for Main**



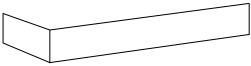
- Fits 66" x 30" single pedestal or double pedestal desks
- Non-skid rubber strips on bottom prohibits movement
- Four adjustable shelves

<b>TR_3010</b>	<b>QS</b>	66" X 28" X 14"	Cubic Ft:28.9	Ship Weight:129	<b>1008</b>	<b>1023</b>	<b>1038</b>
<b>TR_3009</b>	<b>QS</b>	72" X 36" X 14"	Cubic Ft:31.9	Ship Weight:139	<b>1324</b>	<b>1344</b>	<b>1364</b>

**QS FINISHES** M

Freight Class: 70

**Reception Screen for Return**



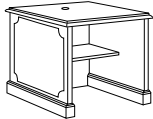
- Fits 48" x 24" executive height return
- Hardware included to join to main reception screen
- 3011L fits left return
- 3011R fits right return
- Assembly required

<b>TR_3011L</b>	<b>QS</b>	48" X 22" X 14"	Cubic Ft:1.5	Ship Weight:25	<b>230</b>	<b>233</b>	<b>237</b>
<b>TR_3011R</b>	<b>QS</b>	48" X 22" X 14"	Cubic Ft:1.5	Ship Weight:25	<b>230</b>	<b>233</b>	<b>237</b>

**QS FINISHES** M

Freight Class: 70

**Computer Table**



- One adjustable shelf
- Access slot in back
- Two wire management grommets

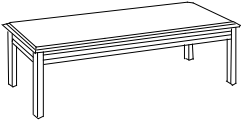
<b>TR_3095</b>	<b>QS</b>	36" X 30" X 29"	Cubic Ft:22.7	Ship Weight:135	<b>1040</b>	<b>1056</b>	<b>1071</b>
----------------	-----------	-----------------	---------------	-----------------	-------------	-------------	-------------

**Keyboard Platform K** 188 191 194

**QS FINISHES** M

Freight Class: 150

**Traditional Cocktail Table**



- High-gloss, high pressure laminate top in Mahogany and Windsor Cherry
- Shaped edges
- Ships unassembled, easy assembly

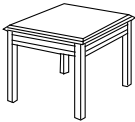
<b>TR_4020</b>	<b>QS</b>	54" X 24" X 16"	Cubic Ft:5.5	Ship Weight:55	<b>730</b>	<b>741</b>	<b>752</b>
----------------	-----------	-----------------	--------------	----------------	------------	------------	------------

**QS FINISHES** M

Finish Options: Mahogany (M), Windsor Cherry (WC) and Oak (O)  
 Note: Oak finish has a satin laminate top

Freight Class: 100

**Traditional End Table**



- High-gloss, high pressure laminate top in Mahogany and Windsor Cherry
- Shaped edges
- Ships unassembled, easy assembly

<b>TR_4023</b>	<b>QS</b>	22" X 27" X 18"	Cubic Ft:2.5	Ship Weight:35	<b>603</b>	<b>612</b>	<b>621</b>
----------------	-----------	-----------------	--------------	----------------	------------	------------	------------

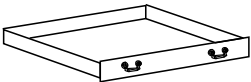
**QS FINISHES** M

Finish Options: Mahogany (M), Windsor Cherry (WC) and Oak (O)  
 Note: Oak finish has a satin laminate top

Freight Class: 92.5

**CENTER DRAWERS & KEYBOARD PLATFORMS:**

**Center Drawer**



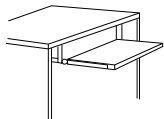
- TR\_29 - Fits 60" double pedestal desks
- TR\_30 - Fits 72" double pedestal desks
- TR\_32 - Fits 66" double pedestal desks

<b>TR_29</b>	<b>QS</b>	26.75" X 18.75" X 3.75"	Cubic Ft:1.5	Ship Weight:12	<b>158</b>	<b>160</b>	<b>163</b>
<b>TR_30</b>	<b>QS</b>	38.75" X 18.75" X 3.75"	Cubic Ft:2.2	Ship Weight:13	<b>172</b>	<b>175</b>	<b>177</b>
<b>TR_32</b>	<b>QS</b>	32.75" X 18.75" X 3.75"	Cubic Ft:2.2	Ship Weight:13	<b>172</b>	<b>175</b>	<b>177</b>

**QS FINISHES** M

Freight Class: 100

**Keyboard Platform**



- Requires a 26" kneespace for installation
- Platform only, does not include table

<b>TR_3096</b>	<b>QS</b>	21" X 18" X	Cubic Ft:1.5	Ship Weight:12	<b>188</b>	<b>191</b>	<b>194</b>
----------------	-----------	-------------	--------------	----------------	------------	------------	------------

**QS FINISHES** M

Freight Class: 92.5

TRADITIONAL LAMINATE



## FINISHES

Finishes are available in **Mahogany** and **Medium Oak** wood grain thermally fused laminate.

## CONSTRUCTION: Pedestals, Credenzas, File Cabinets and Storage Units:

All cases are ¾" thick core surfaced on the outside with laminate and edge banded as required. Units fully assembled with dowels/glue, wood cleats, metal brackets and screws. Series features full modesty panels. This series features picture frame molding on ends and backs. There is no molding on modesty panels or bridge. Series features full modesty panel.

## TOPS

All tops are 1" thick MDF surfaced in thermally fused laminate and are properly backed. All bridge and return tops feature common grain direction with desk/credenza as well as reverse coped edges for smooth work surface connection with desk/credenza. Work surface dimensions will vary due to edge profile.

## DRAWERS

All drawer fronts are constructed of ¾" thick core with thermally fused laminate on both sides and edge banded as required. Drawer sides are ½" thick, oak grained pattern. Drawer bottoms are ⅛" thick oak-grain hardboard.

- All box drawers are suspended on smooth-action metal slides with ball bearings
- All file drawers and file cabinet drawers are mounted on heavy-duty ball bearing, full-extension slides
- Black filing hardware includes pre-installed rails with easy-adjust crossbar.
- All file drawers allow letter filing, front-to-back and legal size filing side-to-side
- All 38" lateral file drawers allow letter and/or legal filing front-to-back or legal size filing side-to-side
- 32" lateral file drawers allow legal filing side-to-side and letter filing front-to-back
- Maximum weight for bottom loading is 25 lb
- Drawers are constructed with 5 sides for extra strength and durability. The drawer front is the 5th side and is removable in the field for repairs or hardware additions

## PEDESTALS

Supported with 4 leveling glides in steel plate.

## PANELS

Heavy-duty adjustable nylon leveling glides in steel plate are installed in each 1" thick end panel. Modesty panels are ¾" thick core.

## BASES

All bases are 1" thick fiberboard surfaced with melamine.

## GROMMETS

All grommets in the Wyndham Collection are round and made of black high impact poly resin. See features for number of grommets and location. Additional grommets can be added for extended wire management capability at \$106 list per grommet. Includes factory cut and installed grommet and black sleeve. Call for special quote. Specify location and quote number with order.

## HARDWARE

Pulls and knobs are a beautiful traditional design, solid metal, with a brass finish to complement the Wyndham Collection.

## TACK BOARDS

Fabric covered tackable boards may be ordered separately to fit inside hutches. They can be ordered with any fabric to match your office chairs except leather or vinyl.

## LOCKS

- Independent fully locking pedestals are standard on all desks and credenzas.
- Two drawer and four drawer lateral files are central locking.
- Four drawer lateral files feature central locking and are keyed different than other locks due to the anti-tilt mechanism inside the unit.
- All locks are keyed identical unless otherwise specified.
- "Key Different" option is \$21 list upcharge per lock. Locks/cores packaged to customer requirements.
- Additional lead time for "Key Different".
- For optional locking on overhead storage units with four wood doors, add **Y** to the end of the model number and add \$150 to the list price of unit.

## ACCESSORIES *Factory Installed*

Certain accessories can be ordered installed prior to shipment. Add letter designator (C, K or T) at end of the desk, credenza or overhead model number:

- C** Center Drawer  
Example: WYM651RC
- K** Keyboard Platform  
Example: WYM604K
- T** Task Light  
Example: WYM737T

## QUICKSHIP

Quick Ship is not available on any items ordered with option.

## PACKING

All units are properly packed in heavy duty cartons with heavy duty corner pads. All packaging conforms to or exceeds specifications as outlined in the Uniform Freight Classification. All desks, credenzas, files, and overhead storage units are shipped set up. Modular L-shaped, and U-shaped workstations are shipped in multiple cartons and require connection in the field.

## PALLETIZATION

See page 3.

## CARE & CLEANING INSTRUCTIONS

Normal cleaning: Clean using a soft cloth and a good window cleaner which contains no ammonia, followed by wiping dry using a dry soft cloth.

**Specifications subject to change without notice.**

ZONE  
PRICING


1

2

3

**CONFIGURATIONS:**

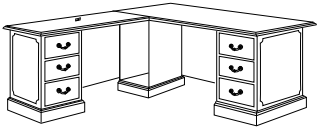
**L-Shaped Workstation**



66" x 78" x 29"

DESCRIPTION	MODEL NUMBER	QT	FT. CLASS	CUBIC FT.	SHIP WEIGHT			
<i>Right Pedestal Desk</i>	WY_651R 66" X 30" X 29"	1	125	40.2	246	1428	1449	1471
<i>Machine Height Left Return</i>	WY_662L 48" X 24" X 29"	1	125	22.3	128	1128	1145	1162
<b>TOTAL:</b>						<b>2556</b>	<b>2594</b>	<b>2633</b>

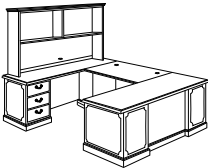
**L-Shaped Workstation**



66" x 78" x 29"

DESCRIPTION	MODEL NUMBER	QT	FT. CLASS	CUBIC FT.	SHIP WEIGHT			
<i>Right Pedestal Desk</i>	WY_651R 66" X 30" X 29"	1	125	40.2	246	1428	1449	1471
<i>Desk Height Left Return</i>	WY_722L 48" X 24" X 29"	1	125	24.3	152	1155	1172	1190
<b>TOTAL:</b>						<b>2583</b>	<b>2621</b>	<b>2661</b>

**U-Shaped Workstation**



66" x 102" x 66"

DESCRIPTION	MODEL NUMBER	QT	FT. CLASS	CUBIC FT.	SHIP WEIGHT			
<i>Right Pedestal Desk</i>	WY_651R 66" X 30" X 29"	1	125	40.2	246	1428	1449	1471
<i>Left Pedestal Credenza</i>	WY_625L 66" X 24" X 29"	1	125	32.8	202	1479	1501	1523
<i>Desk Height Bridge</i>	WY_485 48" X 24" X 29"	1	100	4.0	67	581	590	598
<i>Overhead Storage Unit</i>	WY_677 66" X 19" X 37"	1	125	30.1	193	1392	1413	1434
<b>TOTAL:</b>						<b>4880</b>	<b>4953</b>	<b>5026</b>

**DESKS:**

**Double Pedestal Desk**




- Two box drawers
- Two file drawers
- Pre-installed filing hardware for letter or legal filing
- Individually locking pedestals

Freight Class: 125

<b>WY_601</b>	<b>QS</b>	60" X 30" X 29"	Cubic Ft:36.7	Ship Weight:264	<b>1622</b>	<b>1646</b>	<b>1671</b>	
					<b>Center Drawer C</b>	145	147	149
<b>WY_659</b>	<b>QS</b>	66" X 30" X 29"	Cubic Ft:40.2	Ship Weight:277	<b>1664</b>	<b>1689</b>	<b>1714</b>	
					<b>Center Drawer C</b>	159	161	164
<b>WY_719</b>	<b>QS</b>	72" X 36" X 29"	Cubic Ft:51.6	Ship Weight:303	<b>1794</b>	<b>1821</b>	<b>1848</b>	
					<b>Center Drawer C</b>	159	161	164

**QS FINISHES** O M

**Left Pedestal Desk**



- One box drawer
- One file drawer
- Pre-installed filing hardware for letter or legal filing
- Locking pedestal

Freight Class: 125

<b>WY_651L</b>	<b>QS</b>	66" X 30" X 29"	Cubic Ft:40.2	Ship Weight:246	<b>1428</b>	<b>1449</b>	<b>1471</b>	
					<b>Center Drawer C</b>	145	147	149
<b>WY_700L</b>		72" X 30" X 29"	Cubic Ft:44.4	Ship Weight:256	<b>1544</b>	<b>1567</b>	<b>1590</b>	
					<b>Center Drawer C</b>	145	147	149
<b>WY_721L</b>		72" X 36" X 29"	Cubic Ft:51.6	Ship Weight:265	<b>1598</b>	<b>1622</b>	<b>1646</b>	
					<b>Center Drawer C</b>	145	147	149

**QS FINISHES** O M

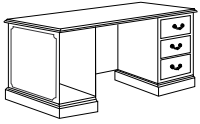
TRADITIONAL LAMINATE



ZONE  
PRICING

**1**   **2**   **3**

## Right Pedestal Desk



- One box drawer
- One file drawer
- Pre-installed filing hardware for letter or legal filing
- Locking pedestal


Freight Class: 125

<b>WY_651R</b>	<b>QS</b>	66" X 30" X 29"	Cubic Ft:40.2	Ship Weight:246		<b>1428</b>	<b>1449</b>	<b>1471</b>
					<b>Center Drawer C</b>	145	147	149
<b>WY_700R</b>		72" X 30" X 29"	Cubic Ft:44.4	Ship Weight:256		<b>1544</b>	<b>1567</b>	<b>1590</b>
					<b>Center Drawer C</b>	145	147	149
<b>WY_721R</b>		72" X 30" X 29"	Cubic Ft:51.6	Ship Weight:265		<b>1598</b>	<b>1622</b>	<b>1646</b>
					<b>Center Drawer C</b>	145	147	149

**QS FINISHES**   **O**   **M**

## CREENZA:

### Computer Credenza with CPU Storage



- CPU storage pedestal on hand side of unit
- Box/file pedestal on other side
- Pre-installed hardware for letter or legal filing
- Pullout keyboard platform standard
- Locking drawer pedestal
- One grommet in modesty, four in inside panel of CPU pedestal

Freight Class: 125

<b>WY_CPL644</b> (Left)		66" X 24" X 29"	Cubic Ft:32.8	Ship Weight:223		<b>1584</b>	<b>1608</b>	<b>1632</b>
<b>WY_CPR644</b> (Right)		66" X 24" X 29"	Cubic Ft:32.8	Ship Weight:223		<b>1584</b>	<b>1608</b>	<b>1632</b>
<b>WY_CPL744</b> (Left)		72" X 24" X 29"	Cubic Ft:40.2	Ship Weight:246		<b>1677</b>	<b>1702</b>	<b>1727</b>
<b>WY_CPR744</b> (Right)		72" X 24" X 29"	Cubic Ft:40.2	Ship Weight:246		<b>1677</b>	<b>1702</b>	<b>1727</b>

### Computer Credenza



- Two box drawers
- Two file drawers, letter or legal filing
- Individually locking pedestals
- Pullout keyboard platform standard on WY\_744
- One grommet in modesty panel

Freight Class: 125

<b>WY_604</b>	<b>QS</b>	66" X 24" X 29"	Cubic Ft:32.8	Ship Weight:235		<b>1584</b>	<b>1608</b>	<b>1632</b>
					<b>Keyboard Platform K</b>	194	197	200
<b>WY_744</b>	<b>QS</b>	72" X 24" X 29"	Cubic Ft:40.2	Ship Weight:255		<b>1677</b>	<b>1702</b>	<b>1727</b>

**QS FINISHES**   **O**   **M**

### Computer Credenza



- Two box drawers
- Two file drawers, letter or legal filing
- Extra wide keyboard drawer with flip down front
- Individually locking pedestals
- One grommet in modesty panel

Freight Class: 125

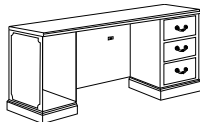
<b>WY_645DK</b>		66" X 24" X 29"	Cubic Ft:32.8	Ship Weight:259		<b>1811</b>	<b>1838</b>	<b>1865</b>
<b>WY_745DK</b>		72" X 24" X 29"	Cubic Ft:40.2	Ship Weight:270		<b>2067</b>	<b>2098</b>	<b>2129</b>

### Single Pedestal Credenza



Left shown

- One box drawer
- One file drawer, letter or legal filing



Right shown

- One grommet in modesty panel
- Locking pedestal

Freight Class: 125

<b>WY_625L</b> (Left)	<b>QS</b>	66" X 24" X 29"	Cubic Ft: 32.8	Ship Weight: 202		<b>1479</b>	<b>1501</b>	<b>1523</b>
					<b>Keyboard Platform K</b>	191	194	197
<b>WY_725L</b> (Left)		72" X 24" X 29"	Cubic Ft: 40.2	Ship Weight: 218		<b>1580</b>	<b>1604</b>	<b>1627</b>
					<b>Keyboard Platform K</b>	191	194	197
<b>WY_625R</b> (Right)	<b>QS</b>	66" X 24" X 29"	Cubic Ft: 32.8	Ship Weight: 202		<b>1479</b>	<b>1501</b>	<b>1523</b>
					<b>Keyboard Platform K</b>	191	194	197
<b>WY_725R</b> (Right)		72" X 24" X 29"	Cubic Ft: 40.2	Ship Weight: 218		<b>1580</b>	<b>1604</b>	<b>1627</b>
					<b>Keyboard Platform K</b>	191	194	197

### Storage Credenza



- Two box drawers
- Two file drawers, letter or legal filing
- Two hinged doors
- Individually locking pedestals
- Storage compartment with one adjustable shelf

Freight Class: 125

<b>WY_672</b>		66" X 24" X 29"	Cubic Ft:32.8	Ship Weight:278		<b>1887</b>	<b>1915</b>	<b>1944</b>
<b>WY_704</b>		72" X 24" X 29"	Cubic Ft:40.2	Ship Weight:298		<b>2081</b>	<b>2112</b>	<b>2143</b>

TRADITIONAL LAMINATE




ZONE  
PRICING

1

2

3

**Double Lateral File Credenza**



- Four lateral file drawers
- Pre-installed filing hardware for letter or legal filing
- Side Locking

Freight Class: 125

**WY\_733**

72" X 24" X 29"

Cubic Ft:35.7

Ship Weight:368

2269

2303

2337

EXTRA THICK BOTTOM \$320.00 H

**Lateral File Credenza**



- Left credenza shown
- Two lateral file drawers
  - Pre-installed filing hardware for letter and legal filing

- Right credenza shown
- Side Locking

Freight Class: 125

**WY\_733L** (Left)

72" X 24" X 29"

Cubic Ft: 35.7

Ship Weight: 254

1666

1691

1716

**WY\_733R** (Right)

72" X 24" X 29"

Cubic Ft: 35.7

Ship Weight: 254

1666

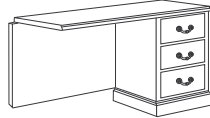
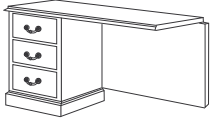
1691

1716

EXTRA THICK BOTTOM \$160.00 H

**RETURNS & BRIDGES:**

**Machine Height Return**



- Left shown
- One box drawer
  - One file drawer, letter or legal filing
  - Locking pedestal
  - One grommet in modesty panel

- Right shown
- Use with single pedestal desks
  - Common grain direction with desk

Freight Class: 125

**WY\_662L** (Left)

48" X 24" X 29"

Cubic Ft: 22.3

Ship Weight: 128

1128

1145

1162

Keyboard Platform K

191

194

197

**WY\_662R** (Right)

48" X 24" X 29"

Cubic Ft: 22.3

Ship Weight: 128

1128

1145

1162

Keyboard Platform K

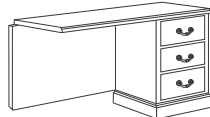
191

194

197

Discontinued after March 1, 2010

**Desk Height Return**



- Left shown
- One box drawer
  - One file drawer, letter or legal filing
  - Locking pedestal
  - One grommet in modesty panel

- Right shown
- Reversed coped edge for smooth connection
  - Common grain direction with desk
  - Reverse coped edge

Freight Class: 125

**WY\_722L** (Left)

QS

48" X 24" X 29"

Cubic Ft: 24.3

Ship Weight: 152

1155

1172

1190

Keyboard Platform K

191

194

197

**WY\_722R** (Right)

48" X 24" X 29"

Cubic Ft: 24.3

Ship Weight: 152

1155

1172

1190

Keyboard Platform K

191

194

197

**WY\_622L** (Left)

42" X 24" X 29"

Cubic Ft: 21.8

Ship Weight: 142

1134

1151

1168

Keyboard Platform K

191

194

197

**WY\_622R** (Right)

QS

42" X 24" X 29"

Cubic Ft: 21.8

Ship Weight: 142

1134

1151

1168

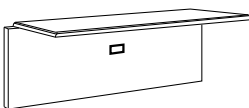
Keyboard Platform K

191

194

197

**Desk Height Bridge**



- One grommet in modesty panel
- Reverse coped edge on connecting sides
- Common grain direction with desk/ credenza

Freight Class: 100

**WY\_485**

QS

48" X 24" X 29"

Cubic Ft:4.0

Ship Weight:67

581

590

598

QS FINISHES O M

TRADITIONAL LAMINATE



ZONE PRICING	1	2	3
--------------	---	---	---

## FILES, BOOKCASES & OVERHEAD STORAGE:

### Two Drawer File




- Two file drawers
- Pre-installed filing hardware for letter or legal filing
- Side locking pedestal

<b>WY_2DF</b>	<b>QS</b>	17" X 24" X 29"	Cubic Ft:10.0	Ship Weight:111	<b>904</b>	<b>918</b>	<b>931</b>
---------------	-----------	-----------------	---------------	-----------------	------------	------------	------------

**QS FINISHES**  **O**  **M**

Freight Class: 100

### Standard Lateral File



- Two lateral file drawers
- Pre-installed filing hardware for letter and legal filing
- Side locking
- Anti-tilt mechanism inhibits more than one drawer opening at a time

<b>WY_326</b>		32" X 20" X 29"	Cubic Ft:14.0	Ship Weight:149	<b>1074</b>	<b>1090</b>	<b>1106</b>
---------------	--	-----------------	---------------	-----------------	-------------	-------------	-------------

**EXTRA THICK BOTTOM** \$160.00 **H**

Freight Class: 100

### Executive Lateral File



- Two lateral file drawers
- Pre-installed filing hardware for letter and legal filing
- Side locking
- Anti-tilt mechanism inhibits more than one drawer opening at a time

<b>WY_346</b>	<b>QS</b>	38" X 24" X 29"	Cubic Ft:19.5	Ship Weight:198	<b>1198</b>	<b>1216</b>	<b>1234</b>
---------------	-----------	-----------------	---------------	-----------------	-------------	-------------	-------------

**QS FINISHES**  **O**  **M**

**EXTRA THICK BOTTOM** \$160.00 **H**

Freight Class: 100

### Three Drawer Lateral File



- Three lateral file drawers
- Pre-installed filing hardware for letter and legal filing
- Central locking
- Anti-tilt mechanism inhibits more than one drawer opening at a time

<b>WY_336</b>		32" X 21" X 44.5"	Cubic Ft:27.9	Ship Weight:215	<b>1814</b>	<b>1841</b>	<b>1868</b>
---------------	--	-------------------	---------------	-----------------	-------------	-------------	-------------

**EXTRA THICK BOTTOM** \$240.00 **H**

Freight Class: 100

### Four Drawer Lateral File



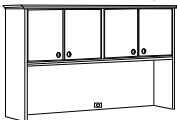
- Four file drawers, letter and legal filing
- Central Locking front
- Anti-tilt mechanism inhibits more than one drawer opening at a time

<b>WY_426</b>		32" X 21" X 56"	Cubic Ft:27.9	Ship Weight:252	<b>2068</b>	<b>2099</b>	<b>2130</b>
---------------	--	-----------------	---------------	-----------------	-------------	-------------	-------------

**EXTRA THICK BOTTOM** \$320.00 **H**

Freight Class: 100

### Overhead Storage Unit



- WYM677 fits 66" credenzas
- WYM737 fits 72" credenzas
- Two storage compartments
- 21" clearance under compartments
- One wire management grommet in back panel
- Tackboard available

<b>WY_677</b>	<b>QS</b>	66" X 19" X 37"	Cubic Ft:30.1	Ship Weight:193	<b>1392</b>	<b>1413</b>	<b>1434</b>
---------------	-----------	-----------------	---------------	-----------------	-------------	-------------	-------------

**Task Light** **I** \$121.00 \$123.00 \$125.00

<b>WY_737</b>	<b>QS</b>	72" X 19" X 37"	Cubic Ft:33.6	Ship Weight:220	<b>1585</b>	<b>1609</b>	<b>1633</b>
---------------	-----------	-----------------	---------------	-----------------	-------------	-------------	-------------

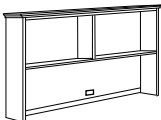
**Task Light** **I** \$121.00 \$123.00 \$125.00

**QS FINISHES**  **O**  **M**

**LOCKS** \$150.00 **Y**

Freight Class: 125

### Open Overhead Storage



- WY\_717 fits 72" credenzas
- WY\_617 fits 66" credenzas
- Two storage compartments
- 21" clearance under compartments
- One wire management grommet in back panel
- Tackboard available

<b>WY_717</b>		72" X 19" X 37"	Cubic Ft:33.6	Ship Weight:210	<b>1044</b>	<b>1060</b>	<b>1075</b>
---------------	--	-----------------	---------------	-----------------	-------------	-------------	-------------

**Task Light** **I** \$121.00 \$123.00 \$125.00

<b>WY_617</b>		66" X 19" X 37"	Cubic Ft:30.1	Ship Weight:150	<b>803</b>	<b>815</b>	<b>827</b>
---------------	--	-----------------	---------------	-----------------	------------	------------	------------

**Task Light** **I** \$121.00 \$123.00 \$125.00

Freight Class: 125

TRADITIONAL LAMINATE

ZONE  
PRICING

**1**   **2**   **3**

**Bookcase**



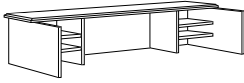
- Three adjustable shelves
- Two fixed shelves (middle and bottom)
- 1" thick shelves
- Crown and base molding on three sides

Freight Class: 125

<b>WY_65</b>	<b>QS</b>	38" X 19" X 65"	Cubic Ft:31.9	Ship Weight:241	<b>876</b>	<b>889</b>	<b>902</b>
<b>QS FINISHES</b>					<b>O</b>	<b>M</b>	

**RECEPTION SCREENS:**

**Reception Screen for Main**

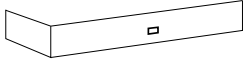


- Fits 66" x 30" single pedestal or double pedestal desks
- Matte finish
- Non-skid rubber strips on bottom prohibit movement
- Four adjustable shelves

Freight Class: 70

<b>WY_610</b>	<b>QS</b>	66" X 28" X 14"	Cubic Ft:28.9	Ship Weight:129	<b>919</b>	<b>933</b>	<b>947</b>
<b>QS FINISHES</b>					<b>O</b>	<b>M</b>	

**Reception Screen for Return**



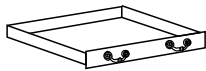
- Fits 48" x 24" executive height return
- Hardware included to join to main reception screen
- 611L fits left return
- 611R fits right return
- One wire management grommet
- Assembly required

Freight Class: 70

<b>WY_611L</b>	<b>QS</b>	48" X 22" X 13"	Cubic Ft:1.5	Ship Weight:25	<b>218</b>	<b>221</b>	<b>225</b>
<b>WY_611R</b>	<b>QS</b>	48" X 22" X 13"	Cubic Ft:1.5	Ship Weight:25	<b>218</b>	<b>221</b>	<b>225</b>
<b>QS FINISHES</b>					<b>O</b>	<b>M</b>	

**CENTER DRAWERS:**

**Center Drawer**



- WY\_18 - Fits L-shaped and U-shaped workstations
- WY\_19 - Fits 60" double pedestal desks
- WY\_32 - Fits 66" double pedestal desks
- WY\_38 - Fits 72" double pedestal desks

Freight Class: 100

<b>WY_18</b>	<b>QS</b>	25" X 18" X 3"	Cubic Ft:1.5	Ship Weight:11	<b>145</b>	<b>147</b>	<b>149</b>
<b>WY_19</b>	<b>QS</b>	26.75" X 18" X 3"	Cubic Ft:2.0	Ship Weight:12	<b>145</b>	<b>147</b>	<b>149</b>
<b>WY_32</b>	<b>QS</b>	32.75" X 18" X 3"	Cubic Ft:2.2	Ship Weight:13	<b>159</b>	<b>161</b>	<b>164</b>
<b>WY_38</b>	<b>QS</b>	38.75" X 18" X 3"	Cubic Ft:2.2	Ship Weight:13	<b>159</b>	<b>161</b>	<b>164</b>
<b>QS FINISHES</b>					<b>O</b>	<b>M</b>	

TRADITIONAL LAMINATE

For pre-installed Plug-N-Play power/data/phone outlet see page 195.

## ASSEMBLY

Tables ship with top and base in separate cartons. Assembly is quick and easy by attaching bases to tops with bolts provided.

## ASSEMBLY OPTION

Pre-installed Plug-N-Play power/data/phone outlet available. See page 195 for details and pricing

## PACKING

All units are properly packed in heavy duty cartons with heavy duty corner pads. All packaging conforms to or exceeds specifications as outlined in the Uniform Freight Classification.

## PALLETIZATION

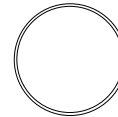
See Page 3.

Quick Ship is not available on any items ordered with options.

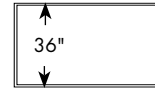
Specifications subject to change without notice.

### CONTEMPORARY VENEER (Page 179)


- Contemporary Design
- 13/16" thick tops with Solid Hardwood Edge
- Multiple-Ply Cherry or Maple Veneer
- Full-Fill, Catalyzed Lacquer finish



**48" Round  
36" Round**



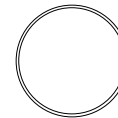
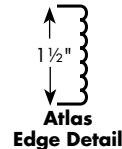
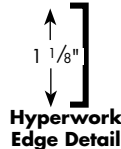
**72" Rectangular**



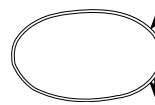
**96" Rectangular**

### CONTEMPORARY LAMINATE (Page 187)


- Contemporary Design
- 1 1/8" thick core
- Thermally Fused Laminate with Satin finish



**36" Round  
42" Round  
48" Round**



**RaceTrack  
72" 120"  
96" 144"**



**Rectangular  
72" 120"  
96" 144"**

### More contemporary laminate Tables

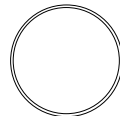
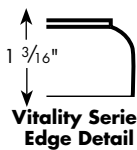
Page 184 – Atlas with 1 1/2" Thick Tops + AdvantEdge

Page 185 – Hyperwork with AdvantEdge

Page 187 – New Venture Entry-Level Tables

### TRANSITIONAL LAMINATE (Page 180)

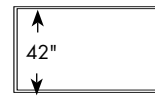
- Transitional Design
- 13/16" thick tops with Solid Hardwood Edge
- High-Gloss, High Pressure Laminate surface



**42" Round  
48" Round**



**72" Rectangular**



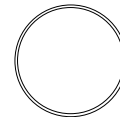
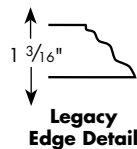
**96" Rectangular**



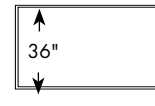
**Rectangular  
Two-Piece Top  
120" 144"**

### TRADITIONAL VENEER (Page 179)

- Traditional Design
- 13/16" thick tops with Solid Hardwood Edge
- Multiple-Ply Cherry Veneer with Rouge Mahogany finish
- Full-Fill, Catalyzed Lacquer finish
- Work surface dimensions will vary due to edge profile treatment



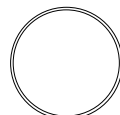
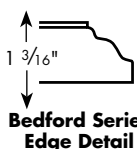
**42" Round  
48" Round**



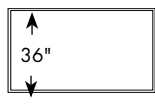
**72" Rectangular**

### TRADITIONAL LAMINATE (Page 181)

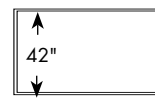
- Traditional Design
- 13/16" thick tops with Solid Hardwood Edge
- High-Gloss, High Pressure Laminate surface
- Work surface deminsions will vary due to edge profile treatment
- Freight class for all table tops 125



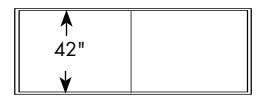
**42" Round  
48" Round**



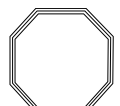
**72" Rectangular**



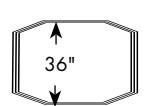
**96" Rectangular**



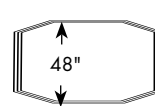
**Rectangular  
Two-Piece Top  
120" 144"**



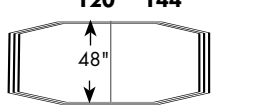
**48" Octagonal**



**72" Octagonal**



**96" Octagonal**



**Octagonal  
Two-Piece Top  
120" 144"**

## CONFERENCE TABLE BASES

### Laminate Bases

Straight Leg, Square and X Bases are 1" thick thermally fused laminate; traditional design features hardwood base molding. Curved bases are hardboard panel on frame construction surfaced in high pressure laminate.

### Wood Bases

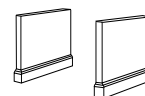
Queen Anne Style Bases are carved wood with brass foot caps.

### Veneer Bases

Veneer tables feature Straight Leg, X Bases and Cylinder bases surfaced in veneer with full-fill, catalyzed lacquer finish.



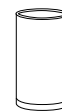
**Curved Legs  
32"x3 3/4"x27 1/2"**



**Straight Leg  
Traditional  
26"x1 1/8"x27 1/2"  
31 1/2"x1 1/8"x27 3/4"**



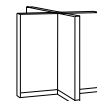
**Queen Anne Style  
4-Footed Pedestal  
34 3/4"x28 1/2"**



**Cylinder Base  
18"x27 3/4"  
22"x27 3/4"**



**Black Metal X Base  
29 3/4"x32"**



**X Base  
29 3/4"x28"**



**Square Base  
17 1/4"x27 1/2"**

ZONE  
PRICING

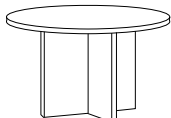
1

2

3

## CONTEMPORARY VENEER:

### Round Veneer Conference Table



Freight Class: 150

- Forte wood veneer top and X base with full-fill, catalyzed lacquer finish
- Honey Cherry finish
- Concave edge profile
- Ships in two cartons
- Requires assembly

CVCTR48

48" X 48" X 29"

Cubic Ft:50.1

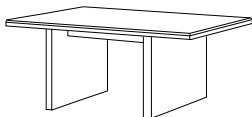
Ship Weight:96

1553

1576

1600

### Rectangular Veneer Conference Table



Freight Class: 70

- Forte wood veneer top and legs with full-fill, catalyzed lacquer finish
- Honey Cherry finish
- Concave solid hardwood edge profile
- Ships in 1 carton
- Some assembly required

CVCT72

72" X 36" X 29"

Cubic Ft:9.2

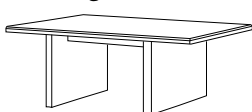
Ship Weight:142

2134

2166

2198

### Rectangular Veneer Conference Table



Freight Class: 70

- Forte wood veneer top and legs with full-fill, catalyzed lacquer finish
- Honey Cherry Finish
- Concave solid hardwood edge profile
- Ships in 1 carton
- Some assembly required

CVCT96

96" X 42" X 29"

Cubic Ft:12.2

Ship Weight:167

3084

3130

3177

### Round Table



Freight Class: 400

- Round veneer top
- Black metal base
- Honey Cherry (C) or Rouge Mahogany (RM) top
- Ships in two cartons
- Easy to assemble

AVR36\_

36" X 29"

Cubic Ft:13.9

Ship Weight:62

590

599

608

## TRADITIONAL VENEER:

### Traditional Round 4-Footed Pedestal



Freight Class: 300

- 1-3/16" thick top, wood edge
- Rouge Mahogany finish
- Queen Anne style pedestal base with fluted legs, brass leg caps
- Ships in two cartons, assembly required
- LVMTR48 - 45" worksurface, veneer top
- LPMTR48 - 46.25" worksurface, HPL top
- LPMTR42 - 40.25 worksurface, HPL top
- LPMTR36 - 34.25 worksurface, HPL top

LVMTR48

48" X 30"

Cubic Ft:50.0

Ship Weight:105

1667

1692

1717

LPMTR48

48" X 30"

Cubic Ft:50.0

Ship Weight:105

1667

1692

1717

LPMTR42

42" X 30"

Cubic Ft:39.5

Ship Weight:97

1516

1539

1561

LPMTR36

36" X 30"

Cubic Ft:17.8

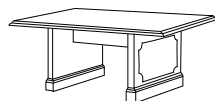
Ship Weight:73

1176

1194

1211

### Rectangular Conference Table (shown with optional molding)



Freight Class: 92.5

- Straight legs with traditional style base molding
- Rouge Mahogany finish
- Ships in two cartons, assembly required
- LPM - HPL Top
- LVM - Wood Veneer Top
- DX - Deluxe Picture Frame Molding

LVMT72

72" X 36" X 30"

Cubic Ft:14.3

Ship Weight:165

2394

2430

2466

LVMT72DX

72" X 36" X 30"

Cubic Ft:14.3

Ship Weight:165

2485

2522

2560

LPMT72

72" X 36" X 30"

Cubic Ft:14.3

Ship Weight:165

2394

2430

2466

LPMT72DX

72" X 36" X 30"

Cubic Ft:14.3

Ship Weight:165

2485

2522

2560

Shown with (DX) deluxe, picture-frame molding

# CONFERENCE TABLES

SIN-711-11

FINISH SELECTION  
WINDSOR CHERRY WC | MAHOGANY M |

For pre-installed Plug-N-Play power/data/phone outlet see page 195.

## TRANSITIONAL LAMINATE:

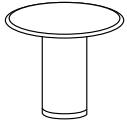
ZONE  
PRICING

1

2

3

### Transitional Round with Cylinder Base



- Vitality design
- High-gloss, HPL top
- Solid hardwood edge
- Sturdy cylinder base
- Ships in 2 cartons, assembly required

Freight Class: 100

V_TR36RC	36" X 29"	Cubic Ft:10.7	Ship Weight:126	1527	1550	1573
V_TR42RC	42" X 29"	Cubic Ft:39.5	Ship Weight:150	1810	1837	1864
V_TR48RC	48" X 29"	Cubic Ft:50.0	Ship Weight:162	1972	2002	2031

### Transitional Round with X-Base

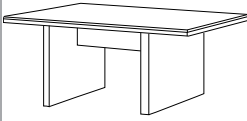


- Vitality design
- High-gloss, HPL top
- Solid hardwood edge
- Sturdy X style base
- Ships in two cartons
- Requires assembly

Freight Class: 150

V_TR42RX	42" X 29"	Cubic Ft:39.5	Ship Weight:100	1101	1118	1134
V_TR48RX	48" X 29"	Cubic Ft:50.0	Ship Weight:112	1282	1301	1320

### Transitional Rectangle with Straight Legs

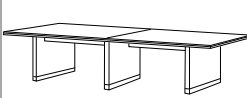


- Vitality design
- High-gloss, HPL top
- Solid hardwood edge
- Straight leg base
- Ships in two cartons

Freight Class: 92.5

V_T72	72" X 36" X 29"	Cubic Ft:13.8	Ship Weight:163	1442	1464	1485
V_T96	96" X 42" X 29"	Cubic Ft:17.4	Ship Weight:228	1971	2001	2030

### Transitional Rectangle with Straight Legs

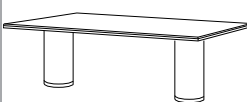


- Vitality design
- High-gloss, HPL top
- Two-piece top, wood grain pattern will not match
- Solid hardwood edge
- Straight leg base
- Ships in two cartons

Freight Class: 92.5

V_T120	120" X 42" X 29"	Cubic Ft:27.0	Ship Weight:307	2506	2544	2581
V_T144	144" X 42" X 29"	Cubic Ft:32.0	Ship Weight:351	2730	2771	2812

### Transitional Rectangle with Cylinder Base

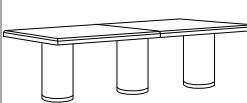


- Vitality design
- High-gloss, HPL top
- Solid hardwood edge
- Cylinder base
- Ships in three cartons (2 pedestal)
- Assembly required

Freight Class: 100

V_T72CYL	72" X 36" X 29"	Cubic Ft:31.7	Ship Weight:310	3242	3291	3339
V_T96CYL	96" X 48" X 29"	Cubic Ft:35.3	Ship Weight:357	3515	3568	3620

### Transitional Rectangle with Cylinder Base

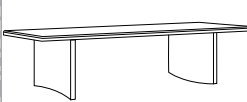


- Vitality design
- High-gloss, HPL top
- Solid hardwood edge
- Cylinder base
- Ships in four cartons (3 pedestal)
- Assembly required

Freight Class: 92.5

V_T120CYL	120" X 42" X 29"	Cubic Ft:52.4	Ship Weight:492	4718	4789	4860
V_T144CYL	144" X 42" X 29"	Cubic Ft:56.5	Ship Weight:536	5281	5360	5439

### Transitional Rectangle with Curved Legs

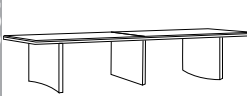


- Vitality design
- High-gloss, HPL top
- Solid hardwood edge
- Curved leg base
- Ships in two cartons
- Assembly required

Freight Class: 92.5

V_T72C	72" X 36" X 29"	Cubic Ft:17.2	Ship Weight:159	2121	2153	2185
V_T96C	96" X 42" X 29"	Cubic Ft:20.8	Ship Weight:224	2618	2657	2697

### Transitional Rectangle with Curved Legs



- Vitality design
- High-gloss, HPL top
- Solid hardwood edge
- Curved leg base
- Ships in two cartons
- Assembly required

Freight Class: 92.5

V_T120C	120" X 42" X 29"	Cubic Ft:32.4	Ship Weight:300	3505	3558	3610
V_T144C	144" X 42" X 29"	Cubic Ft:36.5	Ship Weight:344	3849	3907	3964

ZONE  
PRICING

1

2

3

## TRADITIONAL LAMINATE:

### Traditional Round with 4-Footed Pedestal



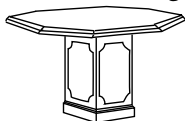
- Bedford design with high-gloss, HPL top
- Shaped hardwood edge
- Queen Anne style carved pedestal fluted legs with brass caps and leg levelers
- Ships in two cartons
- Requires assembly

Freight Class: 300

Model	Dimensions	Cubic Ft.	Ship Weight	1	2	3
TR_TR36	36" X 30"	17.8	73	1176	1194	1212
TR_TR42	42" X 30"	39.5	97	1450	1472	1494
TR_TR48	48" X 30"	50.0	116	1622	1646	1671

QS FINISHES M

### Traditional Octagonal with Square Base



- Bedford design with high-gloss, HPL top
- Shaped hardwood edge
- Square base with traditional base and picture-frame molding
- Ships in two cartons
- Requires assembly

Freight Class: 125

Model	Dimensions	Cubic Ft.	Ship Weight	1	2	3
TR_TOCT48	48" X 29"	50.0	143	1482	1504	1526

QS FINISHES M

### Traditional Octagonal with 4-Footed Pedestal




- Bedford design with high-gloss, HPL top
- Shaped hardwood edge
- Queen Anne style carved pedestal fluted legs with brass caps and leg levelers
- Ships in two cartons
- Requires assembly

Freight Class: 300

Model	Dimensions	Cubic Ft.	Ship Weight	1	2	3
TR_TOCT48P4	48" X 30"	50.0	135	2049	2080	2110

### Rectangular with 4-Footed Pedestal



- Bedford design with high-gloss, HPL top
- Shaped hardwood edge
- Queen Anne style carved pedestal fluted legs with brass caps and leg levelers
- Ships in 3 cartons (2 pedestal)
- Assembly required

Freight Class: 300

Model	Dimensions	Cubic Ft.	Ship Weight	1	2	3
TR_T72P4	72" X 36" X 30"	52.6	182	2875	2918	2961
TR_T96P4	96" X 42" X 30"	56.1	247	3346	3396	3446

### Rectangular with 4-Footed Pedestal

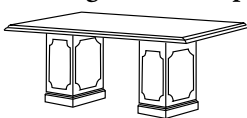


- Same features as above
- Two-piece top; wood grain patterns will not match
- Ships in 4 cartons (3 pedestal)
- Assembly required

Freight Class: 300

Model	Dimensions	Cubic Ft.	Ship Weight	1	2	3
TR_T120P4	120" X 42" X 30"	83.6	327	5679	5764	5849
TR_T144P4	144" X 42" X 30"	87.7	371	6178	6271	6363

### Rectangular with Square Base



- Bedford design with high-gloss, HPL top
- Shaped hardwood edge
- Square base with standard base and picture-frame molding
- Ships in 3 cartons
- Assembly required

Freight Class: 125

Model	Dimensions	Cubic Ft.	Ship Weight	1	2	3
TR_T72SQ	72" X 36" X 29"	31.8	230	1990	2020	2050
TR_T96SQ	96" X 42" X 29"	34.6	295	2435	2472	2508

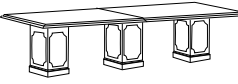
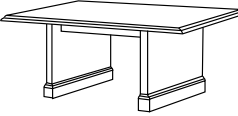
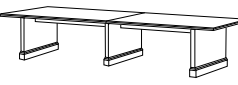
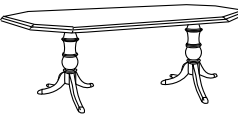

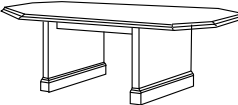
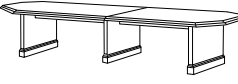
CONFERENCE TABLES

# CONFERENCE TABLES

SIN-711-11

FINISH SELECTION  
WINDSOR CHERRY WC | MAHOGANY M |

For pre-installed Plug-N-Play power/data/phone outlet see page 195.

		ZONE PRICING			1	2	3
 <ul style="list-style-type: none"> <li>• Same features as above</li> <li>• Two-piece top; wood grain patterns will not match</li> <li>• Ships in 4 cartons (3 base)</li> <li>• Assembly required</li> </ul>	<b>TR_T120SQ</b>	120" X 42" X 29"	Cubic Ft:50.6	Ship Weight:402	<b>4335</b>	<b>4400</b>	<b>4465</b>
	<b>TR_T144SQ</b>	144" X 42" X 29"	Cubic Ft:54.7	Ship Weight:446	<b>4886</b>	<b>4959</b>	<b>5033</b>
Freight Class: 125							
 <ul style="list-style-type: none"> <li>• Bedford design with high-gloss, HPL top</li> <li>• Shaped hardwood edge</li> <li>• Base molding</li> <li>• Ships in 2 cartons</li> <li>• Assembly required</li> </ul>	<b>TR_T72</b>	72" X 36" X 29"	Cubic Ft:15.3	Ship Weight:181	<b>1536</b>	<b>1559</b>	<b>1582</b>
	<b>TR_T96</b>	96" X 42" X 29"	Cubic Ft:18.9	Ship Weight:235	<b>2069</b>	<b>2100</b>	<b>2131</b>
Freight Class: 92.5		<b>QS FINISHES M</b>					
 <ul style="list-style-type: none"> <li>• Same features as above</li> <li>• Two-piece top; wood grain patterns will not match</li> <li>• Ships in 2 cartons Assembly required</li> </ul>	<b>TR_T120</b>	120" X 42" X 29"	Cubic Ft:27.2	Ship Weight:322	<b>3493</b>	<b>3545</b>	<b>3598</b>
	<b>TR_T144</b>	144" X 42" X 29"	Cubic Ft:31.6	Ship Weight:366	<b>3870</b>	<b>3928</b>	<b>3986</b>
Freight Class: 92.5							
 <ul style="list-style-type: none"> <li>• Bedford design with high-gloss, HPL top</li> <li>• Shaped hardwood edge</li> <li>• Queen Anne style carved pedestal with fluted legs with brass caps and leg levelers</li> <li>• Ships in 3 cartons (2 pedestal)</li> <li>• Assembly required</li> </ul>	<b>TR_TOCT72P4</b>	72" X 36" X 30"	Cubic Ft:52.6	Ship Weight:176	<b>2940</b>	<b>2984</b>	<b>3028</b>
	<b>TR_TOCT96P4</b>	96" X 48" X 30"	Cubic Ft:55.3	Ship Weight:245	<b>3381</b>	<b>3432</b>	<b>3482</b>
Freight Class: 300							
 <ul style="list-style-type: none"> <li>• Same features as above</li> <li>• Two-piece top; wood grain patterns will not match</li> <li>• Ships in 4 cartons (3 pedestal)</li> <li>• Assembly required</li> </ul>	<b>TR_TOCT120P4</b>	120" X 48" X 30"	Cubic Ft:80.8	Ship Weight:340	<b>5641</b>	<b>5726</b>	<b>5810</b>
	<b>TR_TOCT144P4</b>	144" X 48" X 29"	Cubic Ft:84.4	Ship Weight:416	<b>6153</b>	<b>6245</b>	<b>6338</b>
Freight Class: 300							
 <ul style="list-style-type: none"> <li>• Bedford design with high-gloss, HPL top</li> <li>• Shaped hardwood edge</li> <li>• Base molding</li> <li>• Ships in 2 cartons</li> <li>• Assembly required</li> </ul>	<b>TR_TOCT72LG</b>	72" X 36" X 29"	Cubic Ft:15.3	Ship Weight:175	<b>1670</b>	<b>1695</b>	<b>1720</b>
	<b>TR_TOCT96LG</b>	96" X 48" X 29"	Cubic Ft:18.1	Ship Weight:244	<b>2156</b>	<b>2188</b>	<b>2221</b>
Freight Class: 92.5							
 <ul style="list-style-type: none"> <li>• Same features as above</li> <li>• Two-piece top; wood grain patterns will not match</li> <li>• Ships in 3 cartons</li> <li>• Assembly required</li> </ul>	<b>TR_TOCT120LG</b>	120" X 48" X 29"	Cubic Ft:24.2	Ship Weight:319	<b>3860</b>	<b>3918</b>	<b>3976</b>
	<b>TR_TOCT144LG</b>	144" X 48" X 29"	Cubic Ft:27.8	Ship Weight:362	<b>4246</b>	<b>4310</b>	<b>4373</b>
Freight Class: 92.5							

CONFERENCE TABLES

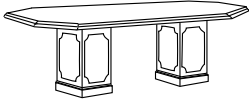


For pre-installed Plug-N-Play power/data/phone outlet see page 195.

SIN-711-11

# CONFERENCE TABLES

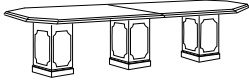
## Octagonal with Square Base



- Bedford design with high-gloss, HPL top
- Shaped hardwood edge
- Square base with standard base and picture-frame molding
- Ships in 3 cartons
- Assembly required

Freight Class: 125

## Octagonal with Square Base



- Same features as above
- Two-piece top; wood grain patterns will not match
- Ships in 4 cartons (3 pedestal)
- Assembly required

Freight Class: 125

				ZONE PRICING		
				1	2	3
<b>TR_TOCT72</b>	72" X 36" X 29"	Cubic Ft:31.0	Ship Weight:224	2042	2073	2103
<b>TR_TOCT96</b>	96" X 48" X 29"	Cubic Ft:33.9	Ship Weight:293	2490	2527	2565
<b>TR_TOCT120</b>	120" X 48" X 29"	Cubic Ft:47.8	Ship Weight:359	4302	4367	4431
<b>TR_TOCT144</b>	144" X 48" X 29"	Cubic Ft:51.5	Ship Weight:442	4855	4928	5001



For pre-installed Plug-N-Play power/data/phone outlet see page 195.

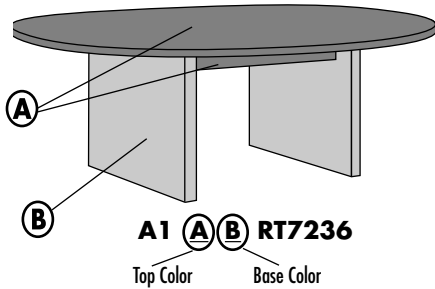
## CHARACTERISTICS

### Top

All tops are 1½"-thick with thermally fused laminate surface, proper backing and full 3 millimeter PVC AdvantEdge banding as required.

### Base

Base panels are 1" thick core with thermally fused laminate on both sides and full 3 millimeter PVC AdvantEdge banding as required.



## TABLE FINISH CHART

Code	Finish Name	Tops	Bases
FM	Natural Maple	X	X
WC	Windsor Cherry	X	X
M	Mahogany	X	X
GP	Graphite		X
O	Medium Oak		X
AP	Aspen	X	X
PW	Pearwood		X
E	Black		X
X	Espresso		X
G	Grey		X
CC	Classic Cherry		X

Select a color combination with contrasting top and base, or choose monocolour for same top and base. Monocolour models use a single finish designator.

## CONTEMPORARY LAMINATE:

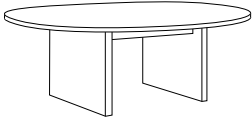
### Round Conference Table



- 1-1/2"-thick tops
- X-base for increased stability
- Ships in two cartons
- Requires assembly

Freight Class: 150

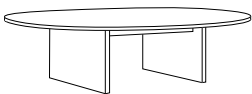
### RaceTrack Conference Table



- Contemporary oval shape
- One-piece tops, 1-1/2"-thick
- Two support legs
- Ships in two cartons
- Requires assembly

Freight Class: 92.5

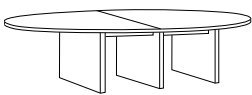
### RaceTrack Conference Table



- Contemporary oval shape
- One-piece tops 1-1/2"-thick
- Two support legs
- Ships in two cartons
- Requires assembly

Freight Class: 92.5

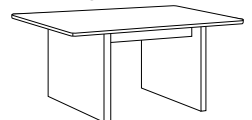
### RaceTrack Conference Table



- Contemporary oval shape
- Two-piece tops 1-1/2"-thick
- Three support legs
- Ships in two cartons
- Requires assembly

Freight Class: 92.5

### Rectangular Conference Table



- One-piece tops 1-1/2"-thick
- Two support legs
- Ships in two cartons
- Requires assembly

Freight Class: 92.5

			ZONE PRICING	1	2	3
A1_TR36	36" X 29.5"	Cubic Ft:11.1	Ship Weight:112	813	825	837
A1_TR42	42" X 29.5"	Cubic Ft:15.3	Ship Weight:135	987	1002	1017
A1_TR48	48" X 29.5"	Cubic Ft:16.0	Ship Weight:158	1024	1039	1055

A1_RT7236	72" X 36" X 29.5"	Cubic Ft:13.8	Ship Weight:175	1073	1089	1105
-----------	-------------------	---------------	-----------------	------	------	------

A1_RT9648	96" X 48" X 29.5"	Cubic Ft:21.6	Ship Weight:253	1276	1295	1314
-----------	-------------------	---------------	-----------------	------	------	------

A1_RT12048	120" X 48" X 29.5"	Cubic Ft:27.0	Ship Weight:358	1646	1671	1695
------------	--------------------	---------------	-----------------	------	------	------

A1_RT14448	144" X 48" X 29.5"	Cubic Ft:32.0	Ship Weight:380	1781	1808	1834
------------	--------------------	---------------	-----------------	------	------	------

A1_T7236	72" X 36" X 29.5"	Cubic Ft:13.8	Ship Weight:175	1017	1032	1048
----------	-------------------	---------------	-----------------	------	------	------

A1_T9648	96" X 48" X 29.5"	Cubic Ft:21.6	Ship Weight:273	1240	1259	1277
----------	-------------------	---------------	-----------------	------	------	------



For pre-installed Plug-N-Play power/data/phone outlet see page 195.

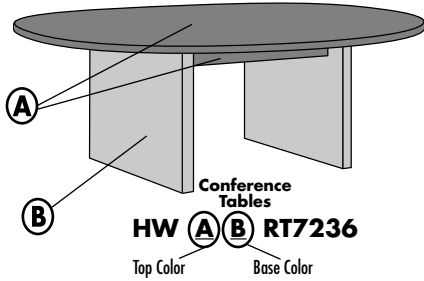
## CHARACTERISTICS

### Tops

All tops are 1" thick with thermally fused laminate surface, proper backing and full 3 millimeter PVC AdvantEdge banding as required. High pressure laminate tops available.

### Base

Base panels are 1" thick core with thermally fused laminate on both sides and full 3 millimeter PVC AdvantEdge banding as required.



## TABLE FINISH CHART

Code	Finish	Tops	Bases
FM	Natural Maple	X	X
WC	Windsor Cherry*	X	X
M	Mahogany*	X	X
GP	Graphite	X	X
O	Medium Oak	X	X
AP	Aspen	X	X
PW	Pearwood		X
E	Black		X
X	Espresso	X	X
G	Grey*	X	X
CC	Classic Cherry	X	X

Select a color combination with contrasting top and base, or choose monocolour for same top and base. Monocolour models use a single finish designator.

\*High pressure laminate tops are available in Windsor Cherry, Mahogany and Grey See FINISHES on page 102.

## CONTEMPORARY LAMINATE:

### ZONE PRICING

**1**   **2**   **3**

### Round Conference Table

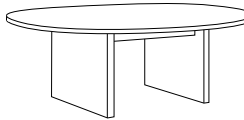


- 1-1/8" thick tops
- X-base for increased stability
- Ships in two cartons
- Requires assembly

Freight Class: 150

HW_TR36	36" X 29"	Cubic Ft:10.7	Ship Weight:85	666	676	686
HW_TR42	42" X 29"	Cubic Ft:14.8	Ship Weight:109	804	816	828
HW_TR48	48" X 29"	Cubic Ft:16.0	Ship Weight:120	848	861	873

### RaceTrack Conference Table

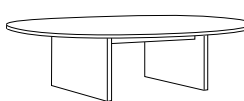


- Contemporary oval shape
- One-piece tops, 1-1/8" thick
- Two support legs
- Ships in two cartons
- Requires assembly

Freight Class: 92.5

HW_RT7236	72" X 36" X 29"	Cubic Ft:13.8	Ship Weight:144	1024	1039	1055
-----------	-----------------	---------------	-----------------	------	------	------

### RaceTrack Conference Table

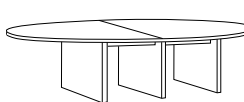


- Contemporary oval shape
- One-piece tops 1-1/8" thick
- Two support legs
- Ships in two cartons
- Requires assembly

Freight Class: 92.5

HW_RT9648	96" X 48" X 29"	Cubic Ft:21.6	Ship Weight:225	1207	1225	1243
-----------	-----------------	---------------	-----------------	------	------	------

### RaceTrack Conference Table

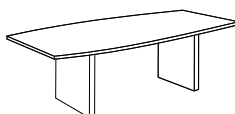


- Contemporary oval shape
- Two-piece tops 1-1/8" thick
- Three support legs
- Ships in two cartons
- Requires assembly

Freight Class: 92.5

HW_RT12048	120" X 48" X 29"	Cubic Ft:27.0	Ship Weight:310	1513	1536	1558
HW_RT14448	144" X 48" X 29"	Cubic Ft:32.0	Ship Weight:356	1620	1644	1669

### Boat Shaped Conference Table



- Boat shaped top
- One piece top
- Straight legs
- Ships in two cartons
- Requires assembly

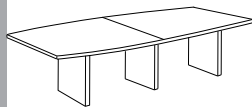
Freight Class: 92.5

HW_BT7236	72" X 36" X 29"	Cubic Ft:13.8	Ship Weight:144	1024	1039	1055
HW_BT9648	96" X 48" X 29"	Cubic Ft:21.6	Ship Weight:225	1207	1225	1243

CONTEMPORARY LAMINATE TABLES



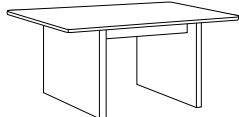
## Boat Shaped Conference Table



- Boat shaped top
- Two piece top
- Straight legs
- Ships in two cartons
- Requires assembly

Freight Class: 92.5

## Rectangular Conference Table



- One-piece tops 1-1/8" thick
- Two support legs
- Ships in two cartons
- Requires assembly

Freight Class: 92.5

ZONE PRICING	1	2	3
--------------	---	---	---

<b>HW_BT12048</b>	120" X 48" X 29"	Cubic Ft:27.0	Ship Weight:310	<b>1513</b>	<b>1536</b>	<b>1558</b>
<b>HW_BT14448</b>	144" X 48" X 29"	Cubic Ft:32.0	Ship Weight:356	<b>1620</b>	<b>1644</b>	<b>1669</b>

<b>HW_T7236</b>	72" X 36" X 29"	Cubic Ft:13.8	Ship Weight:159	<b>837</b>	<b>850</b>	<b>862</b>
<b>HW_T9648</b>	96" X 36" X 29"	Cubic Ft:21.6	Ship Weight:245	<b>1073</b>	<b>1089</b>	<b>1105</b>



## CHARACTERISTICS

New Venture offers an extensive selection of entry-level conference tables combining the most popular finishes with a variety of size, shape and base styles for excellent function and value. **Optional pre-installed Plug-N-Play power/data/phone outlet available.**

## FINISHES

Select from six standard laminate finishes: **Mahogany, Medium Oak, Grey, Natural Maple, Windsor Cherry and Graphite.** See How-to-Order box at top of page.

## TOPS

All tops are 1 1/8" thick thermally fused laminate (TFL), created utilizing heat and pressure to chemically bond structural coreboard and laminate materials. Resulting surfaces offer superior rigidity, scratch-resistance and long-term durability. Black PVC edges mount via groove in table edge and are stapled for additional security.

## BASES

3 5/16" thick curved base legs feature high pressure laminate (HPL) materials formed around curved frame. Curved legs can be installed facing either in or out, using same hardware, per customer preference. X-style bases feature 1 1/8" thermally fused laminate (TFL). Table levelers included.

## GROMMETS

Grommets can be added to any New Venture Conference Table for easy routing of electrical/phone cords from the worksurface. Specify location and add \$106 list per grommet.

### Page 187:

- RaceTrack Tables with Curved Leg Bases & Bullnose Edge
- Round Tables with X-Style Base & Bullnose Edge

### Page 188:

- RaceTrack Tables with Straight Leg Bases & Bullnose Edge
- Round Tables with X-Style Base & Bullnose Edge

### Page 189:

- Rectangular Tables with Straight Leg Bases & Flat Edge
- Round Tables with X-Style Base & Flat Edge

## CONFERENCE SEATING

HPFI also offers a complete range of complementary seating for use with New Venture Tables, including: Leaders Executive, Fast Cats Ergonomic, and several wood/upholstered seating series. All available Quick Ship in any finish and 60+ fabrics.

## NOMINAL DIMENSIONS.

Overall width and depth dimensions listed on this page are nominal. Tables with Bullnose edges approximately 1/2" larger than listed. Tables with Flat edges approximately 1/2" smaller than listed.

## QUICKSHIP

Quick Ship is not available on any items ordered with option.

## CARE AND CLEANING INSTRUCTIONS

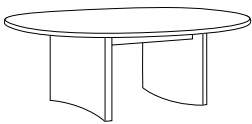
**Normal cleaning:** Clean using a soft cloth and a good window cleaner which contains no ammonia, followed by wiping dry using a dry soft cloth.

Specifications subject to change without notice.

For pre-installed Plug-N-Play power/data/phone outlet see page 195.

## CONTEMPORARY LAMINATE:

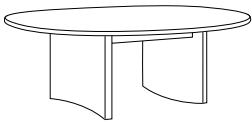
### RaceTrack Conference Table, Curved Legs



- RaceTrack top with curved legs
- Bullnose black edge
- Metal-to-metal connections
- Quick assembly
- Ships in two cartons

Freight Class: 100

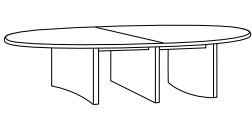
### RaceTrack Conference Table, Curved Legs



- Bullnose, black edge
- Legs can mount curved in or out
- Metal-to-metal connections
- Quick assembly
- Ships in two cartons

Freight Class: 100

### RaceTrack Conference Table, Curved Legs



- Bullnose, black edge
- Two-piece top
- Legs can mount curved in or out
- Metal-to-metal connections
- Quick assembly
- Ships in two cartons

Freight Class: 100

		ZONE PRICING						
		1	2	3				
<b>RTC_BB72</b>	<b>QS</b>	72" X 36" X 29"	Cubic Ft:17.4	Ship Weight:141	<b>952</b>	<b>966</b>	<b>981</b>	
		<b>QS FINISHES</b>			<b>WC</b>	<b>O</b>	<b>G</b>	<b>M</b>
<b>RTC_BB96</b>	<b>QS</b>	96" X 48" X 29"	Cubic Ft:24.7	Ship Weight:218	<b>1100</b>	<b>1117</b>	<b>1133</b>	
		<b>QS FINISHES</b>			<b>WC</b>	<b>O</b>	<b>G</b>	<b>M</b>
<b>RTC_BB120</b>	<b>QS</b>	120" X 48" X 29"	Cubic Ft:29.7	Ship Weight:288	<b>1280</b>	<b>1299</b>	<b>1318</b>	
		<b>QS FINISHES</b>			<b>WC</b>	<b>O</b>	<b>G</b>	<b>M</b>

# NEW VENTURE TABLES

SIN 711-11

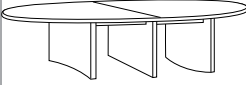
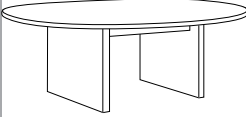
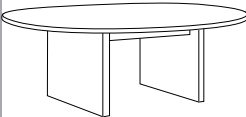
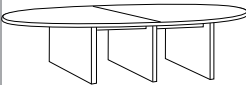
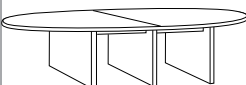
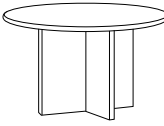
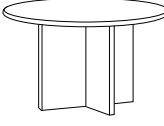
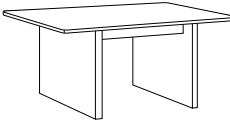
EDGE  
PROFILE



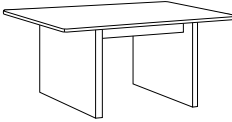
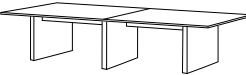
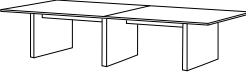


HOW TO  
ORDER

RTC **WC** BB144

Finish

		ZONE PRICING		1	2	3	
<b>RaceTrack Conference Table, Curved Legs</b>  <ul style="list-style-type: none"> <li>• Bullnose, black edge</li> <li>• Two-piece top</li> <li>• Legs can mount curved in or out</li> <li>• Metal-to-metal connections</li> <li>• Quick assembly</li> <li>• Ships in two cartons</li> </ul>	<b>RTC_BB144</b>	144" X 48" X 29"	Cubic Ft:33.7	Ship Weight:362	1481	1503	1525
	Freight Class: 100						
<b>RaceTrack Conference Table, Straight Legs</b>  <ul style="list-style-type: none"> <li>• Bullnose, black edge</li> <li>• Metal-to-metal connections</li> <li>• Quick assembly</li> <li>• Ships in two cartons</li> </ul>	<b>RTS_BB72</b>	72" X 36" X 29"	Cubic Ft:14.2	Ship Weight:141	788	800	812
	Freight Class: 100	<b>QS FINISHES</b>	<b>WC</b>	<b>O</b>	<b>G</b>	<b>M</b>	
<b>RaceTrack Conference Table, Straight Legs</b>  <ul style="list-style-type: none"> <li>• Bullnose, black edge</li> <li>• Metal-to-metal connections</li> <li>• Quick assembly</li> <li>• Ships in two cartons</li> </ul>	<b>RTS_BB96</b>	96" X 48" X 29"	Cubic Ft:21.5	Ship Weight:218	979	994	1008
	Freight Class: 100	<b>QS FINISHES</b>	<b>WC</b>	<b>O</b>	<b>G</b>	<b>M</b>	
<b>RaceTrack Conference Table, Straight Legs</b>  <ul style="list-style-type: none"> <li>• Bullnose, black edge</li> <li>• Metal-to-metal connections</li> <li>• Quick assembly</li> <li>• Ships in two cartons</li> </ul>	<b>RTS_BB120</b>	120" X 48" X 29"	Cubic Ft:26.6	Ship Weight:292	1115	1132	1148
	Freight Class: 100	<b>QS FINISHES</b>	<b>WC</b>	<b>O</b>	<b>G</b>	<b>M</b>	
<b>RaceTrack Conference Table, Straight Legs</b>  <ul style="list-style-type: none"> <li>• Bullnose, black edge</li> <li>• Two-piece top</li> <li>• Metal-to-metal connections</li> <li>• Quick assembly</li> <li>• Ships in two cartons</li> </ul>	<b>RTS_BB144</b>	144" X 48" X 29"	Cubic Ft:30.6	Ship Weight:346	1262	1281	1300
	Freight Class: 100						
<b>42" Round Conference Table</b>  <ul style="list-style-type: none"> <li>• Bullnose, black edge</li> <li>• X-style base</li> <li>• Quick assembly</li> <li>• Ships in two cartons</li> </ul>	<b>RDX_BBR42</b>	42" X 29"	Cubic Ft:14.8	Ship Weight:109	666	676	686
	Freight Class: 150						
<b>48" Round Conference Table</b>  <ul style="list-style-type: none"> <li>• Bullnose, black edge</li> <li>• X-style base</li> <li>• Quick assembly</li> <li>• Ships in two cartons</li> </ul>	<b>RDX_BBR48</b>	48" X 29"	Cubic Ft:16	Ship Weight:120	712	723	733
	Freight Class: 150						
<b>Rectangular Conference Table, Straight Legs</b>  <ul style="list-style-type: none"> <li>• Flat, black edge</li> <li>• Metal-to-metal connections</li> <li>• Quick assembly</li> <li>• Ships in two cartons</li> </ul>	<b>RCS_FB72</b>	72" X 36" X 29"	Cubic Ft:14.2	Ship Weight:149	684	694	705
	Freight Class: 100	<b>QS FINISHES</b>	<b>WC</b>	<b>O</b>	<b>G</b>	<b>M</b>	

LAMINATE TABLE

		ZONE PRICING			1	2	3		
 <ul style="list-style-type: none"> <li>• Flat, black edge</li> <li>• Metal-to-metal connections</li> <li>• Quick assembly</li> <li>• Ships in two cartons</li> </ul>	<b>Rectangular Conference Table, Straight Legs</b>	<b>RCS_FB96</b>	<b>QS</b>	96" X 48" X 29"	Cubic Ft:21.5	Ship Weight:238	<b>884</b>	<b>897</b>	<b>911</b>
			<b>QS FINISHES</b>			<b>WC</b>	<b>O</b>	<b>G</b>	<b>M</b>
Freight Class: 100									
 <ul style="list-style-type: none"> <li>• Flat, black edge</li> <li>• Two-piece top</li> <li>• Metal-to-metal connections</li> <li>• Quick assembly</li> <li>• Ships in two cartons</li> </ul>	<b>Rectangular Conference Table, Straight Legs</b>	<b>RCS_FB120</b>	<b>QS</b>	120" X 48" X 29"	Cubic Ft:26.6	Ship Weight:300	<b>1046</b>	<b>1062</b>	<b>1077</b>
			<b>QS FINISHES</b>			<b>WC</b>	<b>O</b>	<b>G</b>	<b>M</b>
Freight Class: 100									
 <ul style="list-style-type: none"> <li>• Flat, black edge</li> <li>• Two-piece top</li> <li>• Metal-to-metal connections</li> <li>• Quick assembly</li> <li>• Ships in two cartons</li> </ul>	<b>Rectangular Conference Table, Straight Legs</b>	<b>RCS_FB144</b>		144" X 48" X 29"	Cubic Ft:30.6	Ship Weight:366	<b>1200</b>	<b>1218</b>	<b>1236</b>
			<b>QS FINISHES</b>			<b>WC</b>	<b>O</b>	<b>G</b>	<b>M</b>
Freight Class: 100									
 <ul style="list-style-type: none"> <li>• Flat, black edge</li> <li>• X-style base</li> <li>• Quick assembly</li> <li>• Ships in two cartons</li> </ul>	<b>42" Round Conference Table</b>	<b>RDX_FBR42</b>	<b>QS</b>	42" X 29"	Cubic Ft:14.8	Ship Weight:109	<b>558</b>	<b>566</b>	<b>575</b>
			<b>QS FINISHES</b>			<b>WC</b>	<b>O</b>	<b>G</b>	<b>M</b>
Freight Class: 150									
 <ul style="list-style-type: none"> <li>• Flat, black edge</li> <li>• X-style base</li> <li>• Quick assembly</li> <li>• Ships in two cartons</li> </ul>	<b>48" Round Conference Table</b>	<b>RDX_FBR48</b>		48" X 29"	Cubic Ft:16.0	Ship Weight:120	<b>614</b>	<b>623</b>	<b>632</b>
			<b>QS FINISHES</b>			<b>WC</b>	<b>O</b>	<b>G</b>	<b>M</b>
Freight Class: 150									



## CHARACTERISTICS

Fixed leg training tables provide maximum flexibility, versatility and a modern aesthetic, multiple shapes and sizes allow for almost unlimited configurations.

- 1 1/8" thermal fused laminate tops are offered in a broad seven-color palette with matching 3mm edge banding
- High pressure laminate tops with matching or black edge available for a 15% upcharge. A six-week lead time will apply (see Top Type)
- 2" fixed metal legs available in **Black** or **Grey**
- Each unit includes **4 leg adjusters** and **4 casters**--2 locking for maximum flexibility
- Table height of 30" using adjusters and 31 1/8" using casters
- Optional modesty panel (for rectangular tables only) available in coordinating **Black** and **Grey**
- Some assembly required

## CLIQUE ITEM NUMBER FORMAT

ItemNumber-

Top Type-

Top Color-

Leg Style (always 1)-

Leg Color

Item Number Example:

**CT4824RC 1 M 1 E**

## TOP SHAPE

- RC** Rectangular
- H** Half Round
- T** Trapezoid
- C** Crescent
- RD** Round (X-base Tables)
- SQ** Square (X-base Tables)

## TOP TYPE

- 1 1/8" Thermally fused laminate with matching 3mm edge band with soft radius edges.
- 1 1/8" High pressure laminate with black FB flat standard. 15% upcharge. Available only in **Mahogany, Medium Oak, Grey** and **Windsor Cherry**.
- 1 1/8" High pressure laminate top with matching 3mm edge with soft radius corners. 15% upcharge. Available only in **Mahogany, Medium Oak, Grey** and **Windsor Cherry**.

## LEG STYLE

- 1 2" straight (All Clique)

## LEG COLOR

- E** Black
- G** Grey

## TOP FINISH OPTIONS

- FM** Natural Maple
- WC** Windsor Cherry\*
- M** Mahogany\*
- GP** Graphite
- O** Medium Oak\*
- G** Grey\*
- X** Espresso
- AP** Aspen
- CC** Classic Cherry

\*Available in high pressure laminate tops

## QUICKSHIP

Quick Ship is not available on any items ordered with options

## CARE AND CLEANING INSTRUCTIONS

**Normal cleaning:** Clean using a soft cloth and a good window cleaner which contains no ammonia, followed by wiping dry using a dry soft cloth.

Specifications subject to change without notice.

## TRAINING TABLES:

### Rectangular Training Table



- 24" Deep
- Rectangular Top
- Four fixed legs
- Easy assembly required

Freight Class: 100

### Rectangular Training Table



- 30" Deep
- Rectangular top
- Four fixed legs
- Easy assembly required

Freight Class: 100

### Half Round Table



- Half circle top
- Three fixed legs
- Easy assembly required

Freight Class: 100

ZONE  
PRICING

1

2

3

Item Number	Dimensions	Cubic Ft.	Ship Weight	Zone 1	Zone 2	Zone 3
CT4824RC__1_	48" X 24" X 30"	4.0	75	410	416	422
CT6024RC__1_	60" X 24" X 30"	4.7	95	460	467	474
CT7224RC__1_	72" X 24" X 30"	4.4	125	506	514	521

Item Number	Dimensions	Cubic Ft.	Ship Weight	Zone 1	Zone 2	Zone 3
CT4830RC__1_	48" X 30" X 30"	4.2	105	519	527	535
CT6030RC__1_	60" X 30" X 30"	4.4	125	570	579	587
CT7230RC__1_	72" X 30" X 30"	4.7	135	633	642	652

Item Number	Dimensions	Cubic Ft.	Ship Weight	Zone 1	Zone 2	Zone 3
CT4824H__1_	48" X 24" X 30"	4.0	75	579	588	596



TOP FINISHES

NATURAL MAPLE **FM** | WINDSOR CHERRY **WC** | MAHOGANY **M**  
 | GRAPHITE **GP** | GREY **G** | ESPRESSO **X** | MEDIUM OAK **O** |  
 ASPEN **AP** | CLASSIC CHERRY **CC** |

LEG COLORS

GREY **G** | BLACK **E** |

SIN 711-11

**CLIQUE**

ZONE  
PRICING

**1 2 3**

**Crescent Table**



- Crescent top
- Four fixed legs
- Easy assembly required

Freight Class: 100

<b>CT6724C_ _1_</b>	67" X 24" X 30"	Cubic Ft:12.2	Ship Weight:105	<b>688</b>	<b>698</b>	<b>709</b>
---------------------	-----------------	---------------	-----------------	------------	------------	------------

**Trapezoid Table**



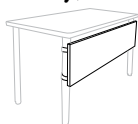
- Trapezoid top
- Four fixed legs
- Easy assembly required

Freight Class: 100

<b>CT4824T_ _1_</b>	48" X 24" X 30"	Cubic Ft:4.0	Ship Weight:75	<b>579</b>	<b>588</b>	<b>596</b>
---------------------	-----------------	--------------	----------------	------------	------------	------------

**TABLE ACCESSORIES:**

**Optional Modesty Panels (for rectangular tables only)**



- Modesty panel (for rectangular tables only)
- Black or Gray only
- Installation required

Freight Class: 85

<b>CT48RCMOD_</b>	48" X #VALUE!" X 16"	Cubic Ft:4.0	Ship Weight:45	<b>196</b>	<b>199</b>	<b>202</b>
<b>CT60RCMOD_</b>	60" X #VALUE!" X 16"	Cubic Ft:4.0	Ship Weight:52	<b>229</b>	<b>232</b>	<b>236</b>
<b>CT72RCMOD_</b>	72" X #VALUE!" X 16"	Cubic Ft:4.2	Ship Weight:59	<b>250</b>	<b>254</b>	<b>258</b>

**Optional Table Joining Plate**

- Table joining plate
- Installation required

Freight Class: 85

<b>CTJP</b>		Cubic Ft:0.5	Ship Weight:2	<b>42</b>	<b>43</b>	<b>43</b>
-------------	--	--------------	---------------	-----------	-----------	-----------

**X-BASE TABLES:**

**Round Table with X base**



- Black X-base only
- Easy assembly required
- No casters

Freight Class: 150

<b>CT36RD_ _</b>	30.5"	Cubic Ft:5.9	Ship Weight:100	<b>600</b>	<b>609</b>	<b>618</b>
<b>CT42RD_ _</b>	42" X 30.5"	Cubic Ft:5.9	Ship Weight:117	<b>699</b>	<b>709</b>	<b>720</b>

**Square Table with X base**



- Black X-base only
- Easy assembly required
- No casters

Freight Class: 150

<b>CT36SQ_ _</b>	36" X 36" X 30.5"	Cubic Ft:5.9	Ship Weight:100	<b>600</b>	<b>609</b>	<b>618</b>
<b>CT42SQ_ _</b>	42" X 42" X 30.5"	Cubic Ft:5.9	Ship Weight:117	<b>699</b>	<b>709</b>	<b>720</b>

LAMINATE TABLE



## CHARACTERISTICS

Deflection tables feature a tilting top that allows tables to be nested for ease of movement and compact storage. Pull them out and set up when needed, tuck them away when the meeting is over.

- Tilt-top feature
- 1½" thermally fused laminate tops are offered in a broad, seven-color palette with matching 3mm edge banding
- High pressure laminate tops with matching or black edge available for a 15% upcharge. Six-week lead time will apply
- Metal T-legs available in **Black** or **Dove Grey**
- Includes 4 casters, 2 locking
- Table height of 30"
- Available in 48", 60" or 72" widths with a choice of 24" or 30" depth
- Color coordinated modesty panel is standard
- Some assembly required

## DEFLECTION ITEM NUMBER FORMAT:

Item Number-

Top Type-

Top Color-

Leg Style (always 2)-

Leg Color

Item Number Example:

**DT4824RC 1 M 2 E**

## TOP SHAPE

**RC** Rectangular

## TOP TYPE

- 1 1½" Thermally fused laminate with matching 3mm edge band with soft radius edges.
- 2 1½" High pressure laminate with black FB flat standard. 15% upcharge. Available only in **Mahogany, Medium Oak, Grey** and **Windsor Cherry**.
- 4 1½" High pressure laminate top with matching 3mm edge with soft radius corners. 15% upcharge. Available only in **Mahogany, Medium Oak, Grey** and **Windsor Cherry**.

## LEG STYLE

**2** T-leg tilt top

## LEG COLOR

**E** Black

**G** Dove Grey

## TOP FINISH OPTIONS

- FM** Natural Maple  
**WC** Windsor Cherry\*  
**M** Mahogany\*  
**GP** Graphite  
**O** Medium Oak\*  
**G** Grey\*  
**X** Espresso  
**AP** Aspen  
**CC** Classic Cherry

*\*Available in high pressure laminate tops*

## QUICKSHIP

Quick Ship is not available on any items ordered with options

## CARE AND CLEANING INSTRUCTIONS

**Normal cleaning:** Clean using a soft cloth and a good window cleaner which contains no ammonia, followed by wiping dry using a dry soft cloth.

Specifications subject to change without notice.

## TILT-TOP TRAINING TABLES:

### Rectangular Tilt-Top Training Table



- 24" Deep folding rectangular table
- Metal T-legs available in Black or Dove Grey
- Includes 4 casters, 2 locking
- Assembly required

Freight Class: 100

### Rectangular Tilt-Top Training Table



- 30" Deep folding rectangular table
- Metal T-legs available in Black or Dove Grey
- Includes 4 casters, 2 locking
- Assembly required

Freight Class: 100

ZONE PRICING	1	2	3
<b>DT4824RC__2_</b>	590	599	608
<b>DT6024RC__2_</b>	651	661	671
<b>DT7224RC__2_</b>	688	698	709
<b>DT4830RC__2_</b>	613	622	631
<b>DT6030RC__2_</b>	673	683	693
<b>DT7230RC__2_</b>	721	732	743

<b>DT4824RC__2_</b>	48" X 24" X 30"	Cubic Ft:4.5	Ship Weight:80	590	599	608
<b>DT6024RC__2_</b>	60" X 24" X 30"	Cubic Ft:4.7	Ship Weight:102	651	661	671
<b>DT7224RC__2_</b>	72" X 24" X 30"	Cubic Ft:10.0	Ship Weight:116	688	698	709
<b>DT4830RC__2_</b>	48" X 30" X 30"	Cubic Ft:4.7	Ship Weight:110	613	622	631
<b>DT6030RC__2_</b>	60" X 30" X 30"	Cubic Ft:4.9	Ship Weight:132	673	683	693
<b>DT7230RC__2_</b>	72" X 30" X 30"	Cubic Ft:13.0	Ship Weight:132	721	732	743



ST7236 **4** WC **2** G  
Top Type      Top Color      Leg Color

**CHARACTERISTICS**

Summit conference tables bring people together for productive meetings in an environment that reflects the high standards of your business. Summit tables feature a tilting top that allows tables to be nested for ease of movement and compact storage.

**Available in 72" and 96" lengths.**

- Tilt-top feature
- Rectangular and Racetrack top shape
- 1/8" thermal fused laminate tops are offered in a broad seven color palette with matching 3mm edge banding
- High pressure laminate with black T-mold bullnose (**BB**), flat (**FB**) or matching 3mm edge available for a 15% upcharge. A six-week lead time will apply (see Top Type information shown right)
- Metal T-legs available in **Black** or **Dove Grey**
- Includes 4 casters, 2 locking
- Table height of 30"
- Available in two sizes 72" x 36" and 96" x 48"
- Color coordinated modesty panel is standard
- Some assembly required

**SUMMIT ITEM NUMBER FORMAT:**

Item Number-  
 Top Shape-  
 Top Type-  
 Top Color-  
 Leg Style (always 2)  
 Leg Color  
*Item Number Example:*  
**ST7236 RC 1 WC 2 E**

**TOP SHAPES**

- RT** Race Track
- RC** Rectangular

**TOP TYPE**

- 1 1/8" Thermally fused laminate with matching 3mm edge band with soft radius edges
- 2 1/8" High Pressure Laminate with black (**BB**) bullnose T-mold edge with radius corners standard on Summit. 15% upcharge. Available only in **Mahogany, Medium Oak, Grey** and **Windsor Cherry**
- 3 1/8" Thermally fused with black (**BB**) bullnose T-mold edge on Summit with radius corners. 15% upcharge
- 4 1/8" High pressure laminate top with matching 3mm edge with soft radius corners. 15% upcharge. Available only in **Mahogany, Medium Oak, Grey** and **Windsor Cherry**

**LEG STYLE**

- 2** T-Leg Tilt top

**LEG COLOR**

- E** Black
- G** Dove Grey

**TOP FINISH OPTIONS**

- FM** Natural Maple
- WC** Windsor Cherry\*
- M** Mahogany\*
- GP** Graphite
- O** Medium Oak\*
- G** Grey\*
- X** Espresso
- AP** Aspen
- CC** Classic Cherry

*\*Available in high pressure laminate tops*

**QUICKSHIP**

Quick Ship is not available on any items ordered with option.

**CARE AND CLEANING INSTRUCTIONS**

Normal cleaning: Clean using a soft cloth and a good window cleaner which contains no ammonia, followed by wiping dry using a dry soft cloth.

Specifications subject to change without notice.

**TILT-TOP TRAINING TABLES:**

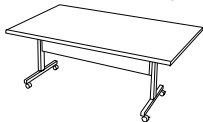
**Tilt-Top Conference Table**



- Folding conference table
- Racetrack top
- Four locking casters
- Some assembly required

Freight Class: 100

**Tilt-Top Rectangular Conference Table**



- Folding conference table
- Rectangular top
- Four locking casters
- Some assembly required

Freight Class: 100

				ZONE PRICING		
				<b>1</b>	<b>2</b>	<b>3</b>
<b>ST7236RT__2__</b>	72" X 36" X 30"	Cubic Ft:15.0	Ship Weight:148	<b>945</b>	<b>959</b>	<b>973</b>
<b>ST9648RT__2__</b>	96" X 48" X 30"	Cubic Ft:21.6	Ship Weight:175	<b>1268</b>	<b>1287</b>	<b>1306</b>

<b>ST7236RC__2__</b>	72" X 36" X 30"	Cubic Ft:15.0	Ship Weight:148	<b>945</b>	<b>959</b>	<b>973</b>
<b>ST9648RC__2__</b>	96" X 48" X 30"	Cubic Ft:22.0	Ship Weight:175	<b>1268</b>	<b>1287</b>	<b>1306</b>

LAMINATE TABLE

# CONFERENCE ACCESSORIES

SIN 711-2

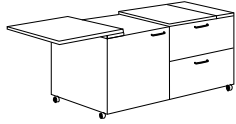
## FINISH SELECTION

NATURAL MAPLE **FM** | WINDSOR CHERRY **WC** | MAHOGANY **M** |  
 GRAPHITE **GP** | MEDIUM OAK **O** | ASPEN **AP** | PEARWOOD **PW** |  
 BLACK **E** | ESPRESSO **X** | GREY **G** | CLASSIC CHERRY **CC** |

ZONE PRICING	1	2	3
--------------	---	---	---

### CONFERENCE CASEGOODS:

#### Mobile Server Credenza

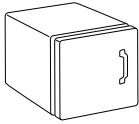


- Flip-open top with concealed hinges extend surface to 72" wide
- Inside Drawer Dimensions:
- 20" x 18" x 13" Top Right (Holds 2 liter bottles upright)
- 20" x 18" x 8" Bottom Right
- Inside Compartment Dimensions: 22" x 21" x 24" Left Side
- Door compartment includes nine holes for ventilation of small refrigerator
- Casters for mobility

Freight Class: 125

<b>H_2248</b>	48" X 24" X 29"	Cubic Ft:25.3	Ship Weight:228	<b>1461</b>	<b>1483</b>	<b>1505</b>
---------------	-----------------	---------------	-----------------	-------------	-------------	-------------

#### Compact Refrigerator



- Small ice tray compartment
- 2 removeable shelves
- Requires 120 volt grounded electrical outlet
- Do not use extension cords

Freight Class: 92.5

<b>SERVERFRIDGE</b>	19" X 20.5" X 16"	Cubic Ft:4.2	Ship Weight:46	<b>726</b>	<b>737</b>	<b>748</b>
---------------------	-------------------	--------------	----------------	------------	------------	------------

#### Mobile Server Cart

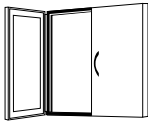


- Flip-open top
- Top drawer 20" x 18" x 13"H stores 2-liter soda bottles upright
- Bottom drawer 20" x 18" x 8"H
- Casters for mobility
- 3/8" thick drawer bottoms

Freight Class: 100

<b>H_2224</b>	24.25" X 24.5" X 29"	Cubic Ft:16.7	Ship Weight:150	<b>1289</b>	<b>1308</b>	<b>1328</b>
---------------	----------------------	---------------	-----------------	-------------	-------------	-------------

#### Marker Board



- Marker board 45" x 42" inside
- Eraser and marker kit included
- Reverse-side of doors feature grey fabric-covered tackable surface
- Magnetic door catches
- Optional pre-installed Projection Screen available; add "P" to model number — see below for pricing

Freight Class: 100

<b>H_MB</b>	48" X 48"	Cubic Ft:12.2	Ship Weight:141	<b>1097</b>	<b>1113</b>	<b>1130</b>
-------------	-----------	---------------	-----------------	-------------	-------------	-------------

<b>PULLS:</b>	BRUSHED CHROME <b>HW</b>	EBONY <b>HE</b>	BRIGHT BRASS <b>HB</b>	OVAL NICKEL <b>HD</b>
---------------	--------------------------	-----------------	------------------------	-----------------------

#### Projection Screen

- Roll down projection screen fits inside Marker Board
- Requires removal of fascia board for installation

Freight Class: 100

<b>PROJECTSCREEN</b>	40" X 48"	Cubic Ft:1.2	Ship Weight:5	<b>134</b>	<b>136</b>	<b>138</b>
----------------------	-----------	--------------	---------------	------------	------------	------------

#### Coat Rack



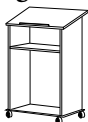
- 4 legs
- 4 double hooks
- Solid hardwood
- Finishes coordinate with seating and casegoods
- Can be shipped via FedEx Ground
- Assembly required

Freight Class: 85

<b>93757_</b>	9.5" X 9.5" X 72.75"	Cubic Ft:2.0	Ship Weight:10	<b>367</b>	<b>373</b>	<b>378</b>
---------------	----------------------	--------------	----------------	------------	------------	------------

Finish Options: Aspen (AP), Black (BLK), Honey Cherry (HCY), Mahogany (MAH), Medium Oak (OAK), Natural Maple (FM), Pearwood (PW), Rouge Mahogany (RM), Walnut (WAL), Windsor Cherry (WC), Classic Cherry (CCY), Espresso (ESP)

#### Standing Lectern



- Pencil catch on angled surface
- 2 Storage shelves for presentation materials
- 4 Casters included for field installation, 2 locking

Freight Class: 125

<b>HW_LS46C</b>	24" X 15" X 46"	Cubic Ft:13.8	Ship Weight:83	<b>683</b>	<b>693</b>	<b>703</b>
-----------------	-----------------	---------------	----------------	------------	------------	------------

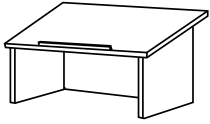
ZONE PRICING

1

2

3

## Table Top Lectern



- Fits on any table top
- Hardwood document ledge
- Mar-resistant laminate finish
- Non-skid gasket on bottom edges

Freight Class: 125

**HW\_LS18**

24" X 14" X 18"

Cubic Ft:5.0

Ship Weight:20

359

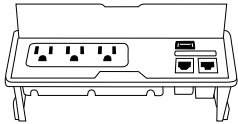
364

370

**QS FINISHES FMGP WC**

## TECHNOLOGY:

### Plug-n-Play



- Conference Tables application
- Installed, specify location on table for installation
- Three power outlets
- One data (RJ45) hookup
- One phone (RJ11) hookup
- Flip-open cover
- USB ports

Freight Class: 75

**PNP**

7.75" X 2.75" X 1.75"

Cubic Ft:0.0

Ship Weight:2

167

170

172

### CPU Storage Unit



- Mounts under workstation
- Capable of housing tower or desk top styles CPU
- Unit slides in/out and rotates for easy access

Freight Class: 100

**MDCPU**

Cubic Ft:1.0

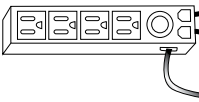
Ship Weight:20

249

253

256

### Power Strips



- Molded of high impact, flame resistant plastic
- Four electrical outlets
- Two data lines
- UL and CSA certified
- Surge protection
- RJ 11 jack - hook-up for phone, modem or fax
- Ratings: 120 volt, 60 Hz, 13 amp

Freight Class: 75

**MDE**

Cubic Ft:1.0


Ship Weight:2

130

132

134

### Wire Management Channel



- 12" x 23/8" x 11/8"
- Peel & Stick self adhesive
- Attaches under tops or to modesty panels for wire concealment and management
- Front end opening for easy access

Freight Class: 100

**MDWM**

12" X 2.5" X 1.25"

Cubic Ft:0.4

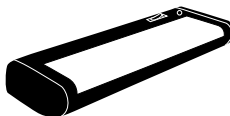
Ship Weight:1

25

25

26

### Task Light



- Pivots front/back positions
- T4 Fluorescent bulb
- 16 watt
- 18/2 powercord
- UL labeled

Freight Class: 200

**TL2P**

19.5" X 3.25" X 1.25"

Cubic Ft:1.0

Ship Weight:3

121

123

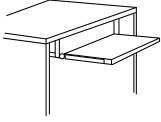
125

Factory-installation available: add 'T' to end of overhead model number and prices above to list price of unit.

ZONE PRICING	1	2	3
--------------	---	---	---

## KEYBOARD TRAYS & CENTER DRAWERS:

### Pullout Keyboard Platform



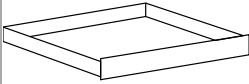
- HW\_K21 fits 60" double pedestal desks, 66" or 72" single pedestal desks, computer corner desks, 48" and 42" returns, extended corner returns and 30" and 36" shells
- HW\_K25 or HW\_K29 fits 66" or 72" double pedestal desks, peninsula desks, computer credenzas, bridges and 42" and larger shells

Freight Class: 100

Model	Dimensions	Cubic Ft.	Ship Weight	1	2	3
<b>HW_K25</b>	21" X 18" X	2.0	15	191	194	197
<b>HW_K21</b>	25" X 18" X	2.0	12	191	194	197
<b>HW_K29</b>	29" X 18" X	2.0	17	198	201	204

Use with Agility, Atlas, Elevation and Hyperwork

### Center Drawer



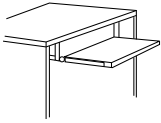
- HW\_CD19: Fits 66" single pedestal desks
- HW\_CD25: Fits 60" double pedestal desks; 72" and 48" single pedestal desks
- HW\_CD32: Fits 66" double pedestal desks
- HW\_CD38: Fits 72" double pedestal desks

Freight Class: 100

Model	Dimensions	Cubic Ft.	Ship Weight	1	2	3
<b>HW_CD19</b>	19.5" X 18" X 3"	1.5	11	161	163	166
<b>HW_CD25</b>	25.5" X 18" X 3"	1.5	12	161	163	166
<b>HW_CD32</b>	32" X 18" X 3"	2.2	13	173	176	178
<b>HW_CD38</b>	38" X 18" X 3"	2.2	13	173	176	178

Use with Elevation, Atlas, Hyperwork or Agility

### Pullout Keyboard Platform



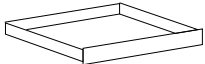
- Platform only. Does not include table.
- PKP35 requires a 26" kneespace and fits single pedestal units for L-shaped and U-shaped workstations
- PKMP36 requires 33" kneespace and fits 66" or 72" double pedestal desks, credenzas or bridges
- PKP25 fits 66" or 72" double pedestal desks, credenzas or bridges

Freight Class: 100

Model	Dimensions	Cubic Ft.	Ship Weight	1	2	3
<b>PKP35_</b>	22" X 18" X	2.0	12	191	194	197
<b>PKP25_</b>	25" X 18" X	2.0	15	194	197	200
<b>PKMP36_</b>	29" X 18" X	2.0	17	198	201	204

Use with Vitality, 2200 Series, Bravo Panel and Wyndham

### Center Drawer



- CD\_18: Fits 66" Single pedestal desks
- CD\_19: Fits 72" and 48" single pedestal desks or 60" double pedestal desks
- CD\_32: Fits 66" double pedestal desks
- CD\_30: Fits 72" double pedestal desks

Freight Class: 100

Model	Dimensions	Cubic Ft.	Ship Weight	1	2	3
<b>CD_18</b>	20" X 18" X 3"	1.5	11	156	158	161
<b>CD_19</b>	26" X 18" X 3"	1.5	12	156	158	161
<b>CD_32</b>	32" X 18" X 3"	2.2	13	168	171	173
<b>CD_30</b>	38" X 18" X 3"	2.2	13	168	171	173

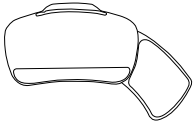
**QS FINISHES** **O** **M**

Use with 2200 Series and Bravo Panel

## ARTICULATING KEYBOARD SUPPORTS:

### Curved Platform 20.5" Free-Float

<b>AKT008/06720.5</b>	28.25" X 13.25" X	Cubic Ft: 1.3	Ship Weight: 17	<b>580</b>	<b>589</b>	<b>597</b>
-----------------------	-------------------	---------------	-----------------	------------	------------	------------

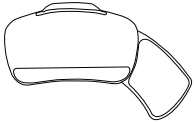


- Black Finish
- Left/right-hand sliding mousepad
- Gel wristrest
- Cord managers
- Usable surface 18.5" W x 8"D
- Free-float mechanism
- Can be shipped via FedEx Ground

Freight Class: 70

### Curved Platform 23" Free-Float

<b>AKT008/06623</b>	28.25" X 13.25" X	Cubic Ft: 1.3	Ship Weight: 18	<b>631</b>	<b>640</b>	<b>650</b>
---------------------	-------------------	---------------	-----------------	------------	------------	------------



- Black Finish
- Left/right-hand sliding mousepad
- Gel wristrest
- Cord managers
- Usable surface 18.5" W x 8"D
- Free-float mechanism
- Can be shipped via FedEx Ground

Freight Class: 70

### Rectangular Platform 17" Spring Assist

<b>AKT007/02517</b>	30.25" X 11.75" X	Cubic Ft: 1.3	Ship Weight: 17	<b>402</b>	<b>408</b>	<b>414</b>
---------------------	-------------------	---------------	-----------------	------------	------------	------------




- Black Finish
- Left/right-hand sliding mousepad
- Gel wristrest
- Usable surface 21-1/4" W x 8-1/4"D
- Spring-Assist mechanism
- Can be shipped via FedEx Ground

Freight Class: 70

### Rectangular Platform 20.5" Free-Float

<b>AKT007/06720.5</b>	30.25" X 11.75" X	Cubic Ft: 1.3	Ship Weight: 18	<b>453</b>	<b>460</b>	<b>467</b>
-----------------------	-------------------	---------------	-----------------	------------	------------	------------




- Black Finish
- Left/right-hand sliding mousepad
- Gel wristrest
- Usable surface 21-1/4" W x 8-1/4"D
- Free-Float mechanism
- Can be shipped via FedEx Ground

Freight Class: 70

### Rectangular Platform 23" Free-Float

<b>AKT007/06623</b>	30.25" X 11.75" X	Cubic Ft: 1.3	Ship Weight: 20	<b>505</b>	<b>513</b>	<b>520</b>
---------------------	-------------------	---------------	-----------------	------------	------------	------------



- Black Finish
- Left/right-hand sliding mousepad
- Gel wristrest
- Usable surface 21-1/4" W x 8-1/4"D
- Free-Float mechanism/23" track & 7.5 neck
- Can be shipped via FedEx Ground

Freight Class: 70

# WORKSURFACE ACCESSORIES SIN 711-2

ZONE  
PRICING


1

2

3

## BENCHING / PRIVACY PANELS, TACK & WHITEBOARDS:

### Benching / Privacy Panels for Desktop



- 14" high benching / privacy panels for desktops in multi-station configurations
- Join with other panels to form "L" or "U" shapes, panels are NOT stand alone
- Joint Kit sold separate, order one kit per joint
- Available in any Hyperwork finish

Freight Class: 100

Product	Dimensions	Cubic Ft.	Ship Weight	1	2	3
HS_24	24" X .75" X 14"	2.0	10	112	114	115
HS_30	30" X .75" X 14"	2.0	11	122	124	126
HS_36	36" X .75" X 14"	2.0	12	131	133	135
HS_42	42" X .75" X 14"	2.0	14	140	142	144
HS_48	48" X .75" X 14"	2.0	15	149	151	153
HS_54	54" X .75" X 14"	3.0	17	177	180	182
HS_60	60" X .75" X 14"	3.0	19	196	199	202
HS_66	66" X .75" X 14"	3.0	21	210	213	216
HS_72	72" X .75" X 14"	3.0	23	229	232	236
HS_78	78" X .75" X 14"	3.0	24	243	247	250

### Joint Kit

- Connects benching / privacy panels to form L or U shapes
- Kit includes two hinges and one wrench
- Hinges feature brushed nickle finish
- One kit required per connection

Freight Class: 100

Product	Cubic Ft.	Ship Weight	1	2	3
HSJK	0.3	1	173	176	178

### Tack Board for Privacy Panel




- Fabric covered fully tackable surface
- Pricing is for Grade 1 fabrics
- Contact your HPFI representative for other fabric grades
- Field installation required
- Tack boards fit privacy panels with corresponding numbers

Freight Class: 100

Product	Dimensions	Cubic Ft.	Ship Weight	1	2	3
HSTB24	19.25" X 12"	1.4	3	162	164	167
HSTB30	25.25" X 12"	1.4	3	164	166	169
HSTB36	31.25" X 12"	1.4	4	166	168	171
HSTB42	37.25" X 12"	1.4	4	181	184	186
HSTB48	43.25" X 12"	1.4	4	183	186	188
HSTB54	49.25" X 12"	1.4	4	193	196	199
HSTB60	55.25" X 12"	1.4	5	195	198	201
HSTB66	61.25" X 12"	1.4	5	197	200	203
HSTB72	67.25" X 12"	1.4	5	199	202	205
HSTB78	78" X 12"	1.4	5	201	204	207

Use Privacy Panels with Agility, Atlas, Elevation, Hyperwork and Bravo Panel Laminate Series

### White Dry-erase Board



- Use with erasable markers and dry eraser
- Field installation required
- White dry-erase boards fit privacy panels with corresponding numbers

Freight Class: 100

Product	Dimensions	Cubic Ft.	Ship Weight	1	2	3
HSWB24	19.25" X 12"	1.5	4	248	252	255
HSWB30	25.25" X 12"	1.5	5	286	290	295
HSWB36	31.25" X 12"	1.5	5	299	303	308
HSWB42	37.25" X 12"	1.5	6	353	358	364
HSWB48	43.25" X 12"	1.5	7	353	358	364
HSWB54	49.25" X 12"	1.5	8	401	407	413
HSWB60	55.25" X 12"	2.5	8	427	433	440
HSWB66	61.25" X 12"	2.5	10	437	444	450
HSWB72	67.25" X 12"	2.5	11	441	448	454
HSWB78	73.25" X 12"	2.5	12	452	459	466



## Accessory Wall



- Three channels for accessory attachment
- Accessories clip and lock into position
- Black color
- Field installation required
- Accessory walls fit privacy panels with corresponding numbers

Freight Class: 100

	ZONE PRICING			1	2	3
<b>HSAW24</b>	19.25" X 12"	Cubic Ft:1.4	Ship Weight:3	64	65	66
<b>HSAW30</b>	25.25" X 12"	Cubic Ft:1.4	Ship Weight:3	66	67	68
<b>HSAW36</b>	31.25" X 12"	Cubic Ft:1.4	Ship Weight:4	77	78	79
<b>HSAW42</b>	37.25" X 12"	Cubic Ft:1.4	Ship Weight:4	78	79	80
<b>HSAW48</b>	43.25" X 12"	Cubic Ft:1.4	Ship Weight:4	84	85	87
<b>HSAW54</b>	49.25" X 12"	Cubic Ft:1.4	Ship Weight:4	95	96	98
<b>HSAW60</b>	55.25" X 12"	Cubic Ft:1.4	Ship Weight:5	102	104	105
<b>HSAW66</b>	61.25" X 12"	Cubic Ft:1.4	Ship Weight:5	108	110	111
<b>HSAW72</b>	67.25" X 12"	Cubic Ft:1.4	Ship Weight:5	109	111	112
<b>HSAW78</b>	72" X 12"	Cubic Ft:1.4	Ship Weight:5	133	135	137

## TACK BOARDS:

### Tack Board 14" High For 72" Overhead

**HWTB1472** 69.25" X .5" X 14"



- Fully tackable surface
- Choose any fabric
- Not installed (shipped separate)
- Use with Vitality, Elevation, Atlas and Hyperwork

69.25" X .5" X 14"  
Freight Class: 100

1	Cubic Ft:2.6	Ship Weight:6	211	214	217
<b>2/COM</b>			232	235	239
<b>3/COL</b>			260	264	268
<b>4</b>			310	315	319
<b>5</b>			427	433	440

### Tack Board 14" High For 66" Overhead

**HWTB1466** 63.25" X .5" X 14"




- Fully tackable surface
- Choose any fabric
- Not installed (shipped separate)
- Use with Vitality, Elevation, Atlas and Hyperwork

63.25" X .5" X 14"  
Freight Class: 100

1	Cubic Ft:2.6	Ship Weight:6	211	214	217
<b>2/COM</b>			232	235	239
<b>3/COL</b>			260	264	268
<b>4</b>			310	315	319
<b>5</b>			427	433	440

### Tack Board 14" High For 60" Overhead

**HWTB1460** 57.25" X .5" X 14"



- Fully tackable surface
- Choose any fabric
- Not installed (shipped separate)
- Use with Vitality, Elevation, Atlas and Hyperwork

57.25" X .5" X 14"  
Freight Class: 100

1	Cubic Ft:2.6	Ship Weight:6	211	214	217
<b>2/COM</b>			232	235	239
<b>3/COL</b>			260	264	268
<b>4</b>			310	315	319
<b>5</b>			427	433	440

### Tack Board 14" High for 54" Overhead

**HWTB1454** 51.25" X .5" X 14"



- Fully tackable surface
- Choose any fabric
- Not installed (shipped separate)
- Use with Vitality, Elevation, Atlas and Hyperwork

51.25" X .5" X 14"  
Freight Class:

1	Cubic Ft:	Ship Weight:	211	214	217
<b>2/COM</b>			232	235	239
<b>3/COL</b>			260	264	268
<b>4</b>			310	315	319
<b>5</b>			427	433	440

# WORKSURFACE ACCESSORIES SIN 711-2

ZONE  
PRICING

**1**   **2**   **3**

## Tack Board 14" High For 48" Overhead

**HWTB1448** 45.25" X .5" X 14"



- Fully tackable surface
- Choose any fabric
- Not installed (shipped separate)
- Use with Vitality, Elevation, Atlas and Hyperwork

45.25" X .5" X 14"  
Freight Class: 100

	Cubic Ft:2.6	Ship Weight:6	187	190	193
<b>1</b>					
<b>2/COM</b>			206	209	212
<b>3/COL</b>			234	238	241
<b>4</b>			284	288	293
<b>5</b>			400	406	412

## Tack Board 14" High For 42" Overhead

**HWTB1442** 39.25" X .5" X 14"



- Fully tackable surface
- Choose any fabric
- Not installed (shipped separate)
- Use with Vitality, Elevation, Atlas and Hyperwork

39.25" X .5" X 14"  
Freight Class: 100

	Cubic Ft:2.6	Ship Weight:6	187	190	193
<b>1</b>					
<b>2/COM</b>			206	209	212
<b>3/COL</b>			234	238	241
<b>4</b>			284	288	293
<b>5</b>			400	406	412

## Tack Board 14" High For 36" Overhead

**HWTB1436** 33.25" X .5" X 14"



- Fully tackable surface
- Choose any fabric
- Not installed (shipped separate)
- Use with Vitality, Elevation, Atlas and Hyperwork

33.25" X .5" X 14"  
Freight Class: 100

	Cubic Ft:2.6	Ship Weight:6	187	190	193
<b>1</b>					
<b>2/COM</b>			206	209	212
<b>3/COL</b>			234	238	241
<b>4</b>			284	288	293
<b>5</b>			400	406	412

## Tack Board 14" High For 30" Overhead

**HWTB1430** 27.25" X .5" X 14"




- Fully tackable surface
- Choose any fabric
- Not installed (shipped separate)
- Use with Vitality, Elevation, Atlas and Hyperwork

27.25" X .5" X 14"  
Freight Class: 100

	Cubic Ft:2.6	Ship Weight:6	187	190	193
<b>1</b>					
<b>2/COM</b>			206	209	212
<b>3/COL</b>			234	238	241
<b>4</b>			284	288	293
<b>5</b>			400	406	412

## Tack Board 14" High For Corner Hutch Return

**HWTB1424** 21.25" X .5" X 14"



- Fabric covered tack boards
- Choose any fabric
- Not installed (shipped separate)
- Fits Hyperwork corner hutch returns

21.25" X .5" X 14"  
Freight Class: 100

	Cubic Ft:2.6	Ship Weight:6	187	190	193
<b>1</b>					
<b>2/COM</b>			206	209	212
<b>3/COL</b>			234	238	241
<b>4</b>			284	288	293
<b>5</b>			400	406	412

WORKSURFACE ACCESSORIES

### Tack Board 7" High For 72" Overhead

**HWTB772** 69.25" X .5" X 7"



- Fully tackable surface
- Choose any fabric
- Not installed (shipped separate)
- Use with Vitality, Elevation, Atlas and Hyperwork

69.25" X .5" X 7"  
Freight Class: 100

### Tack Board 7" High Fits 66 overhead

**HWTB766** 63.25" X .5" X 7"




- Fully tackable surface
- Choose any fabric
- Not installed (shipped separate)
- Use with Vitality, Elevation, Atlas and Hyperwork

63.25" X .5" X 7"  
Freight Class: 100

### Tack Board 7" High Fits 60 overhead

**HWTB760** 57.25" X .5" X 7"



- Fully tackable surface
- Choose any fabric
- Not installed (shipped separate)
- Use with Vitality, Atlas, Use with Vitality, Atlas,

57.25" X .5" X 7"  
Freight Class: 100

### TB2500 Tack Board

**TB2500** 69.25" X .5" X 12.75"




- Fully tackable surface
- Choose any fabric
- Not installed (shipped separate)
- Use with CVC727

69.25" X .5" X 12.75"  
Freight Class: 100

### Track Board for 64" or 66" Overheads

**TBBP62** 61.25" X .5" X 12.75"



- Fully tackable surface
- Choose any fabric
- Not installed (shipped separate)
- For use with FR\_2278, BP\_617, BP\_677 & WY\_677

61.25" X .5" X 12.75"  
Freight Class: 100

			ZONE PRICING		
			1	2	3
1	Cubic Ft: 1.3	Ship Weight: 3	187	190	193
<b>2/COM</b>			206	209	212
<b>3/COL</b>			234	238	241
4			284	288	293
5			400	406	412
<hr/>					
1	Cubic Ft: 1.3	Ship Weight: 3	187	190	193
<b>2/COM</b>			206	209	212
<b>3/COL</b>			234	238	241
4			284	288	293
5			400	406	412
<hr/>					
1	Cubic Ft: 1.3	Ship Weight: 3	187	190	193
<b>2/COM</b>			206	209	212
<b>3/COL</b>			234	238	241
4			284	288	293
5			400	406	412
<hr/>					
1	Cubic Ft: 2.0	Ship Weight: 6	174	177	179
<b>2/COM</b>			193	196	199
<b>3/COL</b>			221	224	228
4			265	269	273
5			373	379	384
<hr/>					
1	Cubic Ft: 2.0	Ship Weight: 6	174	177	179
<b>2/COM</b>			193	196	199
<b>3/COL</b>			221	224	228
4			265	269	273
5			373	379	384

# WORKSURFACE ACCESSORIES SIN 711-2

ZONE  
PRICING

**1**   **2**   **3**

## Trackboard For 70" Overheads

**TBBP70** 67.25" X .5" X 12.75"



- Fully tackable surface
- Choose any fabric
- Not installed (shipped separate)
- For use with FR\_2280, BP\_717, BP\_737, WY\_717 & WY\_737

67.25" X .5" X 12.75"

Freight Class: 100

	Cubic Ft:2.5	Ship Weight:6	174	177	179
<b>1</b>					
<b>2/COM</b>			<b>193</b>	<b>196</b>	<b>199</b>
<b>3/COL</b>			<b>221</b>	<b>224</b>	<b>228</b>
<b>4</b>			<b>265</b>	<b>269</b>	<b>273</b>
<b>5</b>			<b>373</b>	<b>379</b>	<b>384</b>

## Track Board for Bedford 72" Overhead

**TBBF70** 67.5" X .5" X 14"



- Fully tackable surface
- Choose any fabric
- Not installed (shipped separate)
- For use with TR\_3071 overhead storage

67.5" X .5" X 14"

Freight Class: 100

	Cubic Ft:3.0	Ship Weight:7	174	177	179
<b>1</b>					
<b>2/COM</b>			<b>193</b>	<b>196</b>	<b>199</b>
<b>3/COL</b>			<b>221</b>	<b>224</b>	<b>228</b>
<b>4</b>			<b>265</b>	<b>269</b>	<b>273</b>
<b>5</b>			<b>373</b>	<b>379</b>	<b>384</b>

## TBBP55 Track Board for 57.75" Overhead

**TBBP55** 55" X .5" X 12.75"



- Fully tackable surface
- Choose any fabric
- Not installed (shipped separate)
- Fits BP\_675 and FR\_2268 overheads

55" X .5" X 12.75"

Freight Class: 100

	Cubic Ft:2.6	Ship Weight:6	174	177	179
<b>1</b>					
<b>2/COM</b>			<b>193</b>	<b>196</b>	<b>199</b>
<b>3/COL</b>			<b>221</b>	<b>224</b>	<b>228</b>
<b>4</b>			<b>265</b>	<b>269</b>	<b>273</b>
<b>5</b>			<b>373</b>	<b>379</b>	<b>384</b>

## Tack Board For Legacy 72" Overhead

**LVTB1472** 37.25" X .5" X 14"



- Fully tackable surface
- Choose any fabric
- Not installed (shipped separate)
- Use with Legacy LVM727 overhead storage

37.25" X .5" X 14"

Freight Class: 100

	Cubic Ft:2.6	Ship Weight:6	174	177	179
<b>1</b>					
<b>2/COM</b>			<b>174</b>	<b>177</b>	<b>179</b>
<b>3/COL</b>			<b>221</b>	<b>224</b>	<b>228</b>
<b>4</b>			<b>265</b>	<b>269</b>	<b>273</b>
<b>5</b>			<b>373</b>	<b>379</b>	<b>384</b>


ZONE  
PRICING

1

2

3

### Accessory Wall 14" High



- Six channels for accessory attachment
- Black color
- Field installed
- AW1472 fits 72" Overhead
- AW1466 fits 66" Overhead
- AW1460 fits 60" Overhead

Freight Class: 100

				1	2	3
<b>AW1472</b>	69.25" X .5" X 14"	Cubic Ft:2.6	Ship Weight:15	188	191	194
<b>AW1466</b>	63.25" X .5" X 14"	Cubic Ft:2.6	Ship Weight:15	188	191	194
<b>AW1460</b>	57.25" X .5" X 14"	Cubic Ft:2.6	Ship Weight:15	188	191	194

### Accessory Wall 7" High



- Three channels for accessory attachment
- Black color
- Field installed
- AW772 fits 72" Overhead
- AW766 fits 66" Overhead
- AW760 fits 60" Overhead

Freight Class: 100

				1	2	3
<b>AW772</b>	69.25" X .5" X 7"	Cubic Ft:1.3	Ship Weight:10	95	96	98
<b>AW766</b>	63.25" X .5" X 7"	Cubic Ft:1.3	Ship Weight:10	95	96	98
<b>AW760</b>	57.25" X .5" X 7"	Cubic Ft:1.3	Ship Weight:10	95	96	98

# WORKSURFACE ACCESSORIES SIN 711-2

ZONE PRICING **1** **2** **3**

## PERSONAL ORGANIZATION:

### Pen Holder



- Stores up to 24 pencils
- 4 lb. capacity
- 4" x 3-1/2" x 4"

Freight Class: 100

<b>MD1000</b>	4" X 3.5" X 4"	Cubic Ft:	Ship Weight:	<b>15</b>	<b>15</b>	<b>15</b>
---------------	----------------	-----------	--------------	-----------	-----------	-----------

### CD Holder

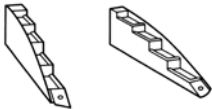


- Stores 10 CDs within easy reach
- 4 lb. capacity
- 7" x 5-1/2" x 2"

Freight Class: 100

<b>MD1001</b>	7" X 5.5" X 2"	Cubic Ft:	Ship Weight:	<b>23</b>	<b>23</b>	<b>24</b>
---------------	----------------	-----------	--------------	-----------	-----------	-----------

### File Holder



- Stores files horizontally
- 10 lb. capacity
- 1" x 8-1/2" x 2"

Freight Class: 100

<b>MD1002</b>	1" X 8.5" X 2"	Cubic Ft:	Ship Weight:	<b>15</b>	<b>15</b>	<b>15</b>
---------------	----------------	-----------	--------------	-----------	-----------	-----------

### Paper Tray Letter Size

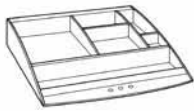


- Stores letter size sheets
- 5 lb. capacity
- 9-1/2" x 14" x 2"

Freight Class: 100

<b>MD1003</b>	9.5" X 14" X 2"	Cubic Ft:	Ship Weight:	<b>45</b>	<b>46</b>	<b>46</b>
---------------	-----------------	-----------	--------------	-----------	-----------	-----------

### Accessory Tray




- Stores notepads, Post-Its, pens, etc.
- 5 lb. capacity
- 10" x 9-1/2" x 2"

Freight Class: 100

<b>MD1004</b>	10" X 9.5" X 2"	Cubic Ft:	Ship Weight:	<b>30</b>	<b>30</b>	<b>31</b>
---------------	-----------------	-----------	--------------	-----------	-----------	-----------

### Phone Base

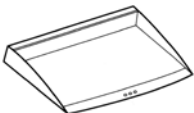


- 5 lb. capacity
- 8-1/2" x 9-1/2" x 2"

Freight Class: 100

<b>MD1005</b>	8.5" X 9.5" X 2"	Cubic Ft:	Ship Weight:	<b>36</b>	<b>37</b>	<b>37</b>
---------------	------------------	-----------	--------------	-----------	-----------	-----------

### Paper Tray Legal Size



- Stores legal size sheets
- 7 lb. capacity
- 15" x 10-1/2" x 2"

Freight Class: 100

<b>MD1007</b>	15" X 10.5" X 2"	Cubic Ft:	Ship Weight:	<b>45</b>	<b>46</b>	<b>46</b>
---------------	------------------	-----------	--------------	-----------	-----------	-----------

WORKSURFACE ACCESSORIES

## Folder Tray



- Stores files vertically
- 10 lb. capacity
- 7" x 12-1/2" x 8"

Freight Class: 100

				ZONE PRICING		
				1	2	3
<b>MD1008</b>	7" X 12.5" X 8"	Cubic Ft:	Ship Weight:	52	53	54

## Binder Holder



- Stores binders, phone books, etc.
- 10 lb. capacity
- 5" x 9" x 10-1/2"
- Requires 14" high Accessory Wall

Freight Class: 100

<b>MD1009</b>	5" X 9" X 10.5"	Cubic Ft:	Ship Weight:	23	23	24
---------------	-----------------	-----------	--------------	----	----	----

## Cup Holder



- Holds cans, coffee cups, etc.
- 4 lb. capacity
- 4" x 5" x 2"

Freight Class: 100

<b>MD1014</b>	4" X 5" X 2"	Cubic Ft:	Ship Weight:	15	15	15
---------------	--------------	-----------	--------------	----	----	----

## Shelves



- 18" Shelf - 15 lb. capacity
- 24" Shelf - 15 lb. capacity
- 30" Shelf - 18 lb. capacity
- 36" Shelf - 25 lb. capacity

Freight Class: 100

<b>MDSHELF18</b>	18" X 7" X 2"	Cubic Ft:	Ship Weight:	88	89	91
<b>MDSHELF24</b>	24" X 7" X 2"	Cubic Ft:	Ship Weight:	110	112	113
<b>MDSHELF30</b>	30" X 7" X 2"	Cubic Ft:	Ship Weight:	125	127	129
<b>MDSHELF36</b>	36" X 7" X 2"	Cubic Ft:	Ship Weight:	145	147	149

# HEALTHCARE





**Comfort, Form and Function**

Comfort, form and function are the essential building blocks for any HPFI® product. Nowhere is this more critical than in a healthcare setting where patient comfort is essential to maximize relaxation and recovery while providing caregivers with equipment that looks great and performs flawlessly.

**Design Details**

- **Hannah 830** - Lay-flat mechanism allows for administering a wide variety of treatments without use of a bed or gurney. Trendelenburg feature offers a negative 3 degree pitch from the full flatbed position. Rated to 500 lbs.
- **Haley 845** - Comfort is provided through a body activated recliner mechanism housed in a streamlined frame. Full length footrest supports entire leg. Rated to 350 lbs.

**Options Available**

- Small tablet arm with double articulating mechanism
- Large tablet arm on brushed aluminum single pivot
- Folding side table
- Black polyurethane or wood arm caps
- IV pole and holder
- Repositionable pillow for non-pillow back models
- Black or aluminum push bar for Hannah chairs

**Shipping Information**

- All recliners ship with back detached
- Simple assembly required.

**Warranty Information**

- Limited lifetime on seating components.
- Three years warranty on recliner mechanism



**Hannah 830**  
in upright and extended position



**Hannah 834**



**Haley 845**



**Haley 843**

**ZONE PRICING**

**FABRIC GRADES**

	1	2	3
1	3018	3063	3109
2/COM	3109	3156	3202
3/COL	3197	3245	3293
4	3375	3426	3476
5	3703	3759	3814
L	4235	4299	4362

**HANNAH:**

**830 HANNAH PATIENT CHAIR**

33"W x 39"D x 44"H

Standard Yardage: 6.5



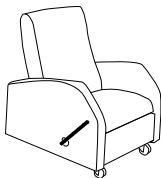
- 73" Depth when reclined flat
- Lay flat mechanism includes Trendelenburg tilt which allows a 3° negative pitch from flatbed
- Pull-out foot tray
- Four 3" twin wheel non-marking swivel casters, rear locking
- Pneumatically controlled back release offers infinite adjustments
- Footrest operated by black lever on left arm facing
- Rated to 500 lbs
- See series overview above

FREIGHT CLASS: 150  
CUBIC FT.: 39.0  
SHIP WT.: 221

**831 HANNAH PATIENT CHAIR (NON TRENDLENBURG)**

33"W x 39"D x 44"H

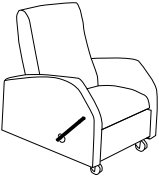
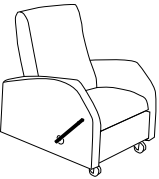


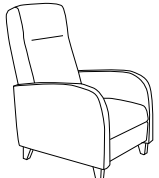
Standard Yardage: 6.5



- Same features as 830 except:
- Excludes Trendelenburg feature and pull out foot tray
- Includes two fixed and two swivel casters

FREIGHT CLASS: 150  
CUBIC FT.: 39.0  
SHIP WT.: 160

1	2547	2585	2623
2/COM	2637	2677	2716
3/COL	2725	2766	2807
4	2905	2949	2992
5	3232	3280	3329
L	3765	3821	3878

			ZONE PRICING			
			1	2	3	
<b>833 HANNAH BARIATRIC CHAIR (NON TRENDELENBURG)</b>  <ul style="list-style-type: none"> <li>• Same features as 830 except</li> <li>• 28.5" wide seat</li> <li>• Excludes Trendelenburg feature and pull out foot tray</li> <li>• Rated to 750 lbs</li> </ul> FREIGHT CLASS: 150 CUBIC FT.: 45.0 SHIP WT.: 203	36.25"W x 39"D x 46"H	Standard Yardage: 7.5	1	3053	3099	3145
			2/COM	3158	3205	3253
			3/COL	3281	3330	3379
			4	3473	3525	3577
			5	3857	3915	3973
			L	4575	4644	4712
<b>833 HANNAH BARIATRIC CHAIR (NON TRENDELENBURG)</b>  <ul style="list-style-type: none"> <li>• Same features as 830 except</li> <li>• 28.5" wide seat</li> <li>• Excludes Trendelenburg feature and pull out foot tray</li> <li>• Rated to 750 lbs</li> </ul> FREIGHT CLASS: 150 CUBIC FT.: 45.0 SHIP WT.: 203	36.25"W x 39"D x 46"H	Standard Yardage: 7.5	1	3053	3099	3145
			2/COM	3158	3205	3253
			3/COL	3281	3330	3379
			4	3473	3525	3577
			5	3857	3915	3973
			L	4575	4644	4712
<b>835 HANNAH PATIENT CHAIR, PILLOW BACK (NON TRENDELENBURG)</b>  <ul style="list-style-type: none"> <li>• Same features as 834 except:</li> <li>• Excludes Trendelenburg feature and pull out foot tray</li> <li>• Includes two fixed and two swivel casters</li> </ul> FREIGHT CLASS: 150 CUBIC FT.: 39.0 SHIP WT.: 160	33"W x 39"D x 44"H	Standard Yardage: 7	1	2683	2723	2763
			2/COM	2771	2813	2854
			3/COL	2874	2917	2961
			4	3036	3082	3127
			5	3360	3410	3461
			L	3964	4023	4082
<b>837 HANNAH BARIATRIC CHAIR, PILLOW BACK (NON TRENDELENBURG)</b>  <ul style="list-style-type: none"> <li>• Same features as 834 except:</li> <li>• Excludes Trendelenburg feature and pull out foot tray</li> <li>• Includes two fixed and two swivel casters</li> <li>• 28.5" wide seat</li> <li>• Rated to 750 lbs.</li> </ul> FREIGHT CLASS: 150 CUBIC FT.: 45.0 SHIP WT.: 186	36.25"W x 39"D x 46"H	Standard Yardage: 8	1	2893	2936	2980
			2/COM	2995	3040	3085
			3/COL	3114	3160	3207
			4	3301	3350	3400
			5	3674	3729	3784
			L	4371	4436	4502
<b>HALEY:</b>						
<b>840 HALEY RECLINER</b>  <ul style="list-style-type: none"> <li>• 70" Depth when reclined</li> <li>• 3 position push arm mechanism</li> <li>• Full length foot rest supports entire leg</li> <li>• Rated to 350 lbs</li> <li>• See series overview</li> </ul> FREIGHT CLASS: 150 CUBIC FT.: 39.0 SHIP WT.: 142	29.25"W x 37.5"D x 46.75"H	Standard Yardage: 6	1	1950	1979	2009
			2/COM	2035	2066	2096
			3/COL	2121	2153	2185
			4	2293	2327	2362
			5	2606	2645	2684
			L	3117	3164	3211

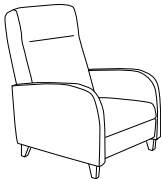





ALL FOAM & FABRICS USED ARE CAL 117 APPROVED

**QS** indicates a Quickship item

Quick Ship is not available on any item ordered with options.

FINISH SELECTION






ASPEN **AP** | BLACK **BLK** | NATURAL **FM** | HONEY CHERRY **HCY** | ROUGE MAHOGANY **RM** | MAHOGANY **MAH** | MOAB **MOB** | PEARWOOD **PW** | WALNUT **WAL** | WINDSOR CHERRY **WC** | CLASSIC CHERRY **CCY** | ESPRESSO **ESP** |

			ZONE PRICING			
			FABRIC GRADES	1	2	3
<b>843 HALEY BARIATRIC RECLINER</b>  <ul style="list-style-type: none"> <li>• Same feature as 840 except</li> <li>• 24.5" wide seat</li> <li>• Rated to 500 lbs</li> </ul> FREIGHT CLASS: 150 CUBIC FT.: 45.0 SHIP WT.: 175	33"W x 37.5"D x 46.75"H	Standard Yardage: 7	1	2082	2114	2145
			2/COM	2171	2203	2236
			3/COL	2274	2308	2342
			4	2436	2472	2509
			5	2759	2801	2842
			L	3363	3413	3464
<b>845 HALEY RECLINER, PILLOW BACK</b>  <ul style="list-style-type: none"> <li>• Same features as 840 except</li> <li>• Includes pillow back with extra repositionable pillow</li> </ul> FREIGHT CLASS: 150 CUBIC FT.: 39.0 SHIP WT.: 142	29.75"W x 37.5"D x 46.75"H	Standard Yardage: 6.5	1	2103	2135	2166
			2/COM	2185	2217	2250
			3/COL	2280	2314	2348
			4	2429	2466	2502
			5	2728	2769	2810
			L	3285	3334	3384
<b>847 HALEY BARIATRIC RECLINER, PILLOW BACK</b>  <ul style="list-style-type: none"> <li>• Same features as 840 except</li> <li>• 24.5" wide seat</li> <li>• Rated to 500 lbs.</li> <li>• Pillow back with extra repositionable pillow</li> </ul> FREIGHT CLASS: 150 CUBIC FT.: 45.0 SHIP WT.: 175	33"W x 37.5"D x 46.75"H	Standard Yardage: 7.5	1	2292	2326	2361
			2/COM	2380	2416	2452
			3/COL	2483	2521	2558
			4	2645	2685	2725
			5	2969	3014	3058
			L	3573	3626	3680
<b>OPTIONS:</b>						
<b>PB ALUMINUM PUSH BAR</b>  <ul style="list-style-type: none"> <li>• Brushed aluminum with black textured grip</li> <li>• for easy patient relocation</li> <li>• Must be factory installed</li> <li>• Available on Hannah recliners only</li> </ul> FREIGHT CLASS: 70 CUBIC FT.: SHIP WT.: 3	24"W x 4.5"D x 1" H	Standard Yardage: n/a	N/A	285	289	294
<b>BB BLACK PUSH BAR</b>  <ul style="list-style-type: none"> <li>• Black powder coated steel for easy patient relocation</li> <li>• Must be factory installed</li> <li>• Available on Hannah recliners only</li> </ul> FREIGHT CLASS: 70 CUBIC FT.: SHIP WT.: 3	24"W x 4.5"D x 1" H	Standard Yardage: n/a	N/A	153	155	158
<b>DPS DOUBLE PIVOTING TABLET ARM</b>  <ul style="list-style-type: none"> <li>• Cobra mounted black tablet arm</li> <li>• Brushed aluminum double articulating mechanism</li> <li>• Located on outside of arm, left facing standard</li> <li>• Must be factory installed</li> <li>• Tension adjustment for pivot</li> </ul> FREIGHT CLASS: 70 CUBIC FT.: SHIP WT.: 7	24"W x 7"D x 7.25"H	Standard Yardage: n/a	N/A	602	611	620

ALL FOAM & FABRICS USED ARE CAL 117 APPROVED


**QS** indicates a Quick Ship item.

Quick Ship is not available on any item ordered with options.

				ZONE PRICING			
				FABRIC GRADES	1	2	3
 <p><b>LPT COBRA MOUNTED LARGE TABLET ARM</b></p> <ul style="list-style-type: none"> <li>• Cobra mounted black tablet arm</li> <li>• Brushed aluminum single pivot mechanism</li> <li>• Located on outside of arm, left facing standard</li> <li>• Tension adjustment for pivot</li> <li>• Must be factory installed</li> </ul> <p>FREIGHT CLASS: 70 CUBIC FT.: SHIP WT.: 6</p>	27"W x 9.5"D x 7.25"H	Standard Yardage: n/a	N/A	449	456	462	
 <p><b>FT FOLDING SIDE TABLE</b></p> <ul style="list-style-type: none"> <li>• Easily locks in place</li> <li>• Folds down flat</li> <li>• Located on outside of arm, right side facing standard</li> <li>• Must be factory installed</li> </ul> <p>FREIGHT CLASS: 70 CUBIC FT.: SHIP WT.: 6</p>	11.75"W x 21.5"D x 8.5"H	Standard Yardage: n/a	N/A	274	278	282	
 <p><b>PL IV POLE WITH POLE HOLDER</b></p> <ul style="list-style-type: none"> <li>• Two prong IV pole</li> <li>• Chrome plated steel</li> <li>• Adjustable height 44.5" x 79.75"</li> <li>• Locking collar prevents accidental collapse</li> <li>• Brushed aluminum cobra-mount pole holder located on outside bottom rear of chair arm, right side facing standard</li> <li>• Must be factory installed</li> </ul> <p>FREIGHT CLASS: 70 CUBIC FT.: SHIP WT.: 5</p>	11"W x 1.125"D x 46"H	Standard Yardage: n/a	N/A	327	332	337	
<p><b>MB MOISTURE BARRIER</b></p> <ul style="list-style-type: none"> <li>• Moisture barrier between seat-foam and fabric</li> <li>• 70 Denier/210 thread count nylon with polyurethane coating</li> <li>• Anti bacterial, antifungal inhibition 99+%</li> </ul> <p>FREIGHT CLASS: 70 CUBIC FT.: SHIP WT.:</p>		Standard Yardage: n/a		66	67	68	
 <p><b>WA WOOD ARM CAPS</b></p> <ul style="list-style-type: none"> <li>• Set of two wood arm caps</li> <li>• Pre-installed</li> <li>• Specify WA at end of model number and indicate finish</li> </ul> <p>FREIGHT CLASS: 70 CUBIC FT.: SHIP WT.: 15</p>	23.25"W x 2.75"D x 1"H	Standard Yardage: n/a	N/A	217	220	224	
 <p><b>PA BLACK POLYURETHANE ARM</b></p> <ul style="list-style-type: none"> <li>• Set of two black polyurethane arm caps</li> <li>• Pre-installed</li> <li>• Specify PA at end of model number</li> </ul> <p>FREIGHT CLASS: 70 CUBIC FT.: SHIP WT.: 12</p>	23.25"W x 2.75"D x 1"H	Standard Yardage: n/a	N/A	165	167	170	

**ALL FOAM & FABRICS USED ARE CAL 117 APPROVED**
**QS** indicates a Quickship item

Quick Ship is not available on any item ordered with options.

		ZONE PRICING					
		FABRIC GRADES	1	2	3		
<b>RA BRUSHED ALUMINUM LEVER</b>  <ul style="list-style-type: none"> <li>Optional brushed aluminum footrest lever with black textured grip to replace standard black lever on Hannah recliners</li> </ul> FREIGHT CLASS: 70 CUBIC FT.: SHIP WT.: 6	Standard Yardage: n/a	N/A	208	211	214		
	<hr/>						
<b>C OPTIONAL 3" CASTERS FOR HALEY RECLINER</b> <ul style="list-style-type: none"> <li>3" non-marking twin wheel casters</li> <li>Front casters lock</li> <li>Mounted with metal plate</li> <li>Add C at the end of any Haley recliner model number</li> <li>Must be factory installed</li> </ul> FREIGHT CLASS: 70 CUBIC FT.: SHIP WT.: 11	Standard Yardage: n/a	N/A	245	249	252		
	<hr/>						
<b>Clear Headrest Covers</b> <ul style="list-style-type: none"> <li>Box of 5 clear headrest covers for recliners</li> </ul> FREIGHT CLASS: 70 CUBIC FT.: 6 SHIP WT.: 8							
	<b>830HC</b>	25" X 7.5" X 27"	Cubic Ft:6.0	Ship Weight:8	<b>325</b>	<b>330</b>	<b>335</b>
	<b>833HC</b>	30" X 7.5" X 27"	Cubic Ft:6.0	Ship Weight:8	<b>325</b>	<b>330</b>	<b>335</b>
	<b>840HC</b>	21.5" X 7.5" X 27"	Cubic Ft:6.0	Ship Weight:8	<b>325</b>	<b>330</b>	<b>335</b>
	<b>843HC</b>	25.5" X 7.5" X 27"	Cubic Ft:6.0	Ship Weight:8	<b>325</b>	<b>330</b>	<b>335</b>
	<b>HC</b>						

ALL FOAM & FABRICS USED ARE CAL 117 APPROVED

**QS** indicates a Quick Ship item.  
 Quick Ship is not available on any item ordered with options.

# HARMONY DAY BEDS SIN 711-16

HEALTHCARE

## Overnight Comfort

**Harmony** is the ideal answer for an overnight, comfortable stay in a patient room. It is available in three widths to accommodate most rooms.

The full size version of Harmony provides an adequate sleeping space with room for two adults - perfect for an overnight stay in a children's facility.

## Harmony Features

- *Wall-saver design*
- *Lift the front of seat and pull out base to convert to a 78" bed*
- *Lift chair back and roll forward to close and lock, converts unit back to chair*
- *Ample storage under seat for sheets, pillows, blankets, etc.*
- *Casters provide mobility*

## Warranty

- *Limited lifetime on seating components.*
- *Three years on recliner mechanism.*



Open position


### 821 SINGLE CONVERTIBLE SEAT/DAY BED

38.5"W x 39-78"D x 35"H

Standard Yardage: 7.5

- Club chair easily converts to single size bed
- See other features and instructions above

FREIGHT CLASS: 150  
CUBIC FT.: 38.0  
SHIP WT.: 193



### 822 TWIN CONVERTIBLE SEAT/DAY BED

46.5"W x 39-78"D x 35"H

Standard Yardage: 8.5

- Loveseat easily converts to twin size bed
- See other features and instructions above

FREIGHT CLASS: 150  
CUBIC FT.: 39.0  
SHIP WT.: 200



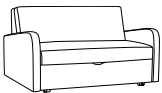
### 823 FULL CONVERTIBLE SEAT/DAY BED

55"W x 39-78"D x 35"H

Standard Yardage: 9.5

- Sofa easily converts to full size size bed
- See other features and instructions above

FREIGHT CLASS: 150  
CUBIC FT.: 55.0  
SHIP WT.: 251



#### ZONE PRICING

#### FABRIC GRADES

	1	2	3
1	2538	2576	2614
2/COM	2643	2683	2722
3/COL	2766	2807	2849
4	2958	3002	3047
5	3342	3392	3442
L	4060	4121	4182

1	2911	2955	2998
2/COM	3023	3068	3114
3/COL	3154	3201	3249
4	3359	3409	3460
5	3769	3826	3882
L	4534	4602	4670

1	3399	3450	3501
2/COM	3525	3578	3631
3/COL	3672	3727	3782
4	3903	3962	4020
5	4365	4430	4496
L	5225	5303	5382

**8233 NON-MECHANISM SOFA/BED**



- Wood legs
  - Pillow back unfolds to convert to mattress
  - Refold back to convert back into sofa
- FREIGHT CLASS: 150  
CUBIC FT.: 58.0  
SHIP WT.: 255

80.5"W x 34.5"D x 33"H

St. Yardage: 13

OPTION	PRICE	CODE
<b>Black Arm Cap for Non-Mechanism Sofa/Bed</b>	209.00	<b>BA</b>
<b>Wood Arm Cap for Non-Mechanism Sofa/Bed</b>	259.00	<b>WA</b>

FABRIC GRADES	ZONE PRICING		
	1	2	3
1	3246	3295	3343
2/COM	3423	3474	3525
3/COL	3629	3683	3738
4	3953	4012	4071
5	4600	4669	4738
L	5807	5894	5981

**8233D NON-MECHANISM SOFA/BED WITH LAMINATE DRAWERS**



- Wood legs
  - Two laminate front drawers
  - For upholstered front drawers, order as 8233UD
  - Ample storage for sheets, blankets and pillow
  - Pillow back unfolds to convert to mattress
  - Refold back to convert back into sofa
- FREIGHT CLASS: 150  
CUBIC FT.: 58.0  
SHIP WT.: 258

80.5"W x 34.5"D x 33"H

St. Yardage: 13

OPTION	PRICE	CODE
<b>Wood Arm Cap for Non-Mechanism Sofa/Bed</b>	259.00	<b>WA</b>
<b>Black Arm Cap for Non-Mechanism Sofa/Bed</b>	209.00	<b>BA</b>

1	3641	3696	3750
2/COM	3818	3875	3932
3/COL	4024	4084	4144
4	4348	4413	4478
5	4995	5070	5145
L	6202	6295	6388

ALL FOAM & FABRICS USED ARE CAL 117 APPROVED

**QS** indicates a Quick Ship item.

Quick Ship is not available on any item ordered with options.

## Health Seating: Solid Comfort

The Trados collection features a striking triarc arm design and a solid wood frame. All seating units, corner and connecting tables can be ganged in a virtually unlimited number of combinations. Trados metal steel frame version also available. See page 290

## Chair Details

- *Bariatric seating is rated to 500 lbs*
- *Clean out feature facilitates easy cleaning*
- *Reinforced seat frame*
- *Solid wood frame*
- *In addition to ganged seating, collection includes hip chair, patient chair and bench seating*

## Connecting Table Details

- *Sturdy 1" thick tops*
- *Corner table leg is 1 3/4" thick, solid hard wood*
- *Table and bracket included*



Trados configuration showing corner table, two armchairs ganged, single chair, connecting table and high back patient chair.



40" Bariatric Chair



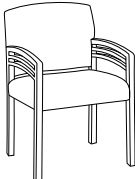
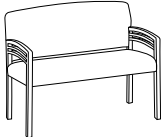
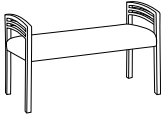
Guest Chair



Hip Chair 920



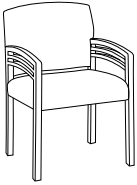
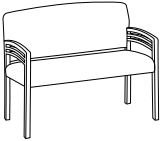

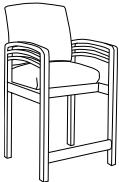
Bench 918

	FABRIC GRADES	ZONE PRICING				
		1	2	3		
<b>914 ARMCHAIR</b>  <ul style="list-style-type: none"> <li>• Solid wood frame</li> <li>• Triarc arm design</li> <li>• Upholstered seat/back</li> <li>• Cleanout feature</li> </ul> FREIGHT CLASS: 300 CUBIC FT.: 15.0 SHIP WT.: 35	22.75"W x 25"D x 35"	Standard Yardage: 3	1	710	721	731
			2/COM	773	785	796
			3/COL	834	847	859
			4	905	919	932
			5	1104	1121	1137
			L	1506	1529	1551
<b>916 TWO-SEAT SETTEE</b>  <ul style="list-style-type: none"> <li>• Solid wood frame</li> <li>• Triarc arm design</li> <li>• Upholstered seat/back</li> <li>• Cleanout feature</li> <li>• Reinforced seat frame</li> </ul> FREIGHT CLASS: 175 CUBIC FT.: 37.0 SHIP WT.: 64	48"W x 25"D x 35"	Standard Yardage: 4.25	1	1139	1156	1173
			2/COM	1218	1236	1255
			3/COL	1300	1320	1339
			4	1391	1412	1433
			5	1644	1669	1693
			L	2158	2190	2223
<b>918 BENCH</b>  <ul style="list-style-type: none"> <li>• Solid wood frame</li> <li>• Triarc arm design</li> <li>• Upholstered seat</li> <li>• Reinforced seat frame</li> </ul> FREIGHT CLASS: 175 CUBIC FT.: 37.0 SHIP WT.: 69	48"W x 22"D x 25.25"	Standard Yardage: 3	1	881	894	907
			2/COM	898	911	925
			3/COL	914	928	941
			4	942	956	970
			5	1006	1021	1036
			L	1136	1153	1170



FINISH SELECTION

ASPEN **AP** | HONEY CHERRY **HCY** | ROUGE MAHOGANY **RM** | MAHOGANY **MAH** | PEARWOOD **PW** | WALNUT **WAL** | WINDSOR CHERRY **WC** | BLACK **BLK** | CLASSIC CHERRY **CCY** | ESPRESSO **ESP** | MOAB **MOB** |

	FABRIC GRADES	ZONE PRICING				
		1	2	3		
<b>912 30" BARIATRIC CHAIR</b>  <ul style="list-style-type: none"> <li>• Wood frame</li> <li>• Triarc arm design</li> <li>• Upholstered seat/back</li> <li>• Clean out feature</li> <li>• Reinforced seat frame</li> <li>• Rated to 500 lbs.</li> </ul> FREIGHT CLASS: 175 CUBIC FT.: 36.0 SHIP WT.: 65 <b>QS</b>	32"W x 25"D x 35"	Standard Yardage: 3.75	1	909	923	936
			2/COM	945	959	973
			3/COL	977	992	1006
			4	1048	1064	1079
			5	1175	1193	1210
			L	1383	1404	1424
<b>913 40" BARIATRIC CHAIR</b>  <ul style="list-style-type: none"> <li>• Wood frame</li> <li>• Triarc arm design</li> <li>• Upholstered seat/back</li> <li>• Clean out feature</li> <li>• Reinforced seat frame</li> <li>• Rated to 500 lbs.</li> </ul> FREIGHT CLASS: 175 CUBIC FT.: 36.0 SHIP WT.: 81 <b>QS</b>	43"W x 25"D x 35"	Standard Yardage: 4	1	1023	1038	1054
			2/COM	1064	1080	1096
			3/COL	1108	1125	1141
			4	1193	1211	1229
			5	1347	1367	1387
			L	1602	1626	1650
<b>915 HIGH BACK PATIENT CHAIR</b>  <ul style="list-style-type: none"> <li>• Wood frame</li> <li>• Triarc arm design</li> <li>• Upholstered seat/back</li> </ul> FREIGHT CLASS: 400 CUBIC FT.: 24.0 SHIP WT.: 43 <b>QS</b>	22.75"W x 25"D x 46"	Standard Yardage: 3.75	1	795	807	819
		<u>SIN Number 71-317</u>	2/COM	836	849	861
			3/COL	881	894	907
			4	965	979	994
			5	1120	1137	1154
			L	1374	1395	1415
<b>920 HIP CHAIR</b>  <ul style="list-style-type: none"> <li>• Wood frame</li> <li>• Upholstered seat/back</li> <li>• Clean out feature</li> <li>• Seat height at 25.5"</li> <li>• 14" deep seat is recessed 5.5" from front of chair</li> <li>• Step at 6.5" from floor.</li> </ul> FREIGHT CLASS: 250 CUBIC FT.: 24.0 SHIP WT.: 45 <b>QS</b>	23"W x 24.5"D x 43"	Standard Yardage: 3	1	1697	1722	1748
		<u>SIN Number 71-317</u>	2/COM	1728	1754	1780
			3/COL	1759	1785	1812
			4	1821	1848	1876
			5	1934	1963	1992
			L	2118	2150	2182

ALL FOAM & FABRICS USED ARE CAL 117 APPROVED

**QS** indicates a Quickship item

# HELIX DR. STOOLS SIN 71-100

HELIX DR. STOOLS

## Comfort for Physicians

Helix provides a full range of adjustable height seating for physicians' offices, examination rooms and other areas of care. Most models include a foot activated ring in the base to provide a hands-free height adjustment. Braking casters on those models also ensure that the stool does not roll away when sitting down or getting up. Both of these features allow the user to keep hands clean and sterile.

Model 581 includes a back rest to ensure proper lumbar support.

Model 582 features a molded urethane seat and black base with a hand-lever height adjustment for ergonomic application.

Select from hundreds of standard and thousands of other available upholsteries including easy-to-clean vinyls and woven Cryptons.

## Helix Details

- Dual-wheel, braking casters on 580 & 581 inhibits movement when stool is vacant
- Foot-activated, hands-free pneumatic height adjustment on 580 & 581 stools
- Hand-activated pneumatic height adjustment on 582
- Choice of Black or Chrome bases with or without back rest






581 with lumbar support



580CB



582 with urethane seat

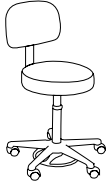
			ZONE PRICING								
			FABRIC GRADES	1	2	3					
<b>580 HELIX DR. STOOL, BLACK BASE</b>  <ul style="list-style-type: none"> <li>• Black base</li> <li>• Upholstered seat</li> <li>• Braking casters</li> <li>• Foot activated pneumatic height adjustment</li> </ul> FREIGHT CLASS: 150 CUBIC FT.: 11.0 SHIP WT.: 27	26"W x 26"D x 22.5-29.5"H	Standard Yardage: 1.5	1	508	516	523					
			2/COM	528	536	544					
			3/COL	552	560	569					
			4	590	598	607					
			5	664	674	684					
			L	804	816	828					
<b>580CB HELIX DR. STOOL, CHROME BASE</b>  <ul style="list-style-type: none"> <li>• Chrome base</li> <li>• Upholstered seat</li> <li>• Braking casters</li> <li>• Foot activated pneumatic height adjustment</li> </ul> FREIGHT CLASS: 150 CUBIC FT.: 11.0 SHIP WT.: 27	26"W x 26"D x 22.5-29.5"H	Standard Yardage: 1.5	1	539	547	555					
			2/COM	559	568	576					
			3/COL	583	592	601					
			4	621	630	639					
			5	695	706	716					
			L	835	847	860					
<b>581 HELIX DR. STOOL, BLACK WITH LUMBER SUPPORT</b>  <ul style="list-style-type: none"> <li>• Black base</li> <li>• Upholstered seat and lumbar support</li> <li>• Braking casters</li> <li>• Foot activated pneumatic height adjustment</li> <li>• Simple assembly by attaching back</li> </ul> FREIGHT CLASS: 150 CUBIC FT.: 11.0 SHIP WT.: 33	26"W x 26"D x 37-44"H	Standard Yardage: 1.5	1	624	633	643					
			2/COM	644	654	664					
			3/COL	668	678	688					
			4	706	716	727					
			5	780	792	804					
			L	920	933	947					
<table border="1"> <thead> <tr> <th>OPTION</th> <th>PRICE</th> <th>CODE</th> </tr> </thead> <tbody> <tr> <td>Assembly</td> <td>48.00</td> <td>A</td> </tr> </tbody> </table>			OPTION	PRICE	CODE	Assembly	48.00	A			
OPTION	PRICE	CODE									
Assembly	48.00	A									

ALL FOAM & FABRICS USED ARE CAL 117 APPROVED

QS indicates a Quickship item

Quick Ship is not available on any item ordered with options.

**581CB HELIX DR STOOL, CHROME WITH LUMBAR SUPPORT**



- Chrome base
  - Upholstered seat and lumbar support
  - Braking casters
  - Foot activated pneumatic height adjustment
  - Simple assembly by attaching back
- FREIGHT CLASS: 150  
CUBIC FT.: 11.0  
SHIP WT.: 33

26"W x 26"D x 37-44"H

Standard Yardage: 1.5

OPTION	PRICE	CODE
<b>Assembly</b>	48.00	<b>A</b>

FABRIC GRADES	ZONE PRICING		
	1	2	3
1	659	669	679
2/COM	679	690	700
3/COL	703	714	724
4	741	752	763
5	815	827	840
L	955	969	983

**582 HELIX DR. STOOL, URETHANE SEAT**



- Black base
  - Black urethane seat
  - Braking casters
  - Hand activated pneumatic height adjustment
- FREIGHT CLASS: 150  
CUBIC FT.: 11.0  
SHIP WT.: 16

24"W x 24"D x 15-20"H

St. Yardage: n/a

OPTION	PRICE	CODE
<b>Assembly</b>	48.00	<b>A</b>

	187	190	193
--	-----	-----	-----

ALL FOAM & FABRICS USED ARE CAL 117 APPROVED

**QS** indicates a Quick Ship item.

Quick Ship is not available on any item ordered with options.



## CHARACTERISTICS

Modular Wall Storage System  
Open and Enclosed Storage  
Wardrobe Coat Rod Options  
Small, Medium and Large Drawers  
4 Drawer/Door Pull Options  
Adjustable Floor Glides  
Fixed and Adjustable Shelves  
Freestanding and Return Desk Options  
Upholstered Cushion Options

## FINISH CHOICES

Praxis is available in eight finishes. The color choices are **Natural Maple, Aspen, Pearwood, Windsor Cherry, Mahogany, Medium Oak, Espresso** and **Classic Cherry** laminate.

## PULLS: STANDARD

Sleek, curvilinear drawer/door pulls are solid metal and available in Brushed Chrome (W), Ebony (E), Bright Brass (B) or Oval Nickel (D) for design flexibility.

## SPECIFICATIONS *Drawers*

All cases are  $\frac{3}{4}$ " thick core with thermally fused laminate on both sides. Units are fully assembled with dowels, glue, metal brackets, screws and mechanical fasteners. Tops are  $\frac{3}{4}$ " thick except on night stand which has a 1" thick top.

## DRAWERS

Drawer fronts are constructed of  $\frac{3}{4}$ " thick core with thermally fused laminate on both sides. Drawers are constructed with 5 sides for extra strength and durability. The drawer front is the 5th side and is removable in the field for repairs.

- Drawers are suspended on heavy-duty, ball bearing full-extension slides
- PROfile filing hardware is available for file or lateral file size drawers for field installation

## PACKAGING

All units are properly packed in heavy-duty cartons with reinforced corner pads. All packaging conforms to, or exceeds, specifications as outlined in the Uniform Freight Classification.

## PALLETIZATION

See page 3.

## CARE & CLEANING

Normal cleaning: Clean using a soft cloth and a good window cleaner which contains no ammonia, followed by wiping dry using a dry soft cloth.

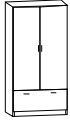
Specifications subject to change without notice.

ZONE PRICING

**1 2 3**

**WALL SYSTEM:**

**Wardrobe/Drawer Storage**

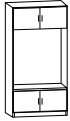


- Double wardrobe in top
- One full-width/lateral drawer in bottom

Freight Class: 125

<b>P__72M1</b>	36" X 20" X 72"	Cubic Ft:39.0	Ship Weight:267	<b>1989</b>	<b>2019</b>	<b>2049</b>
----------------	-----------------	---------------	-----------------	-------------	-------------	-------------

**Seating/Storage Cabinet**



- 2 door storage in top
- 2 door storage in bottom
- Temporary seat in middle
- Seat cushions P36SBC and P36SC sold separate

Freight Class: 125

<b>P__72M2</b>	36" X 20" X 72"	Cubic Ft:39.0	Ship Weight:223	<b>1870</b>	<b>1898</b>	<b>1926</b>
----------------	-----------------	---------------	-----------------	-------------	-------------	-------------

**Storage Cabinet**



- Two adjustable shelves behind two doors in top
- Two full-width/lateral drawers in bottom

Freight Class: 125

<b>P__72M3</b>	36" X 20" X 72"	Cubic Ft:39.0	Ship Weight:275	<b>2261</b>	<b>2295</b>	<b>2329</b>
----------------	-----------------	---------------	-----------------	-------------	-------------	-------------

**2-Shelf/3-Drawer Storage**



- Two full-width shelves in top
- Three full-width/lateral drawers in bottom
- Filing hardware available

Freight Class: 125

<b>P__72M4</b>	36" X 20" X 72"	Cubic Ft:39.0	Ship Weight:275	<b>2190</b>	<b>2223</b>	<b>2256</b>
----------------	-----------------	---------------	-----------------	-------------	-------------	-------------

**Combo Open/Enclosed Cabinet**



- Tall open storage and two small box drawers left
- One adjustable shelf in open area top right
- One adjustable shelf behind door middle right
- Full-width/lateral drawer in bottom

Freight Class: 125

<b>P__72M5</b>	36" X 20" X 72"	Cubic Ft:39.0	Ship Weight:291	<b>2418</b>	<b>2455</b>	<b>2492</b>
----------------	-----------------	---------------	-----------------	-------------	-------------	-------------

**Desk Return Cabinet**



- Two-door storage in top
- One fixed shelf in center
- One adjustable shelf in bottom

Freight Class: 125

<b>P__72M6</b>	36" X 20" X 72"	Cubic Ft:39.0	Ship Weight:226	<b>1723</b>	<b>1749</b>	<b>1775</b>
----------------	-----------------	---------------	-----------------	-------------	-------------	-------------

**Storage Cabinet**



- Two open cube shelves in top
- Two tall open storage shelves middle
- Four cube/file drawers in bottom
- Filing hardware sold separate

Freight Class: 125

<b>P__72M7</b>	36" X 20" X 72"	Cubic Ft:39.0	Ship Weight:298	<b>2522</b>	<b>2560</b>	<b>2598</b>
----------------	-----------------	---------------	-----------------	-------------	-------------	-------------

HEALTHCARE CASEGOOD

						ZONE PRICING	1	2	3
<b>Storage Cabinet</b>  <ul style="list-style-type: none"> <li>• Three open shelves top left</li> <li>• One adjustable shelf behind door on right</li> <li>• Two cube/file drawers</li> <li>• One full width/lateral drawer in bottom</li> <li>• Filing hardware sold separate</li> </ul>	<b>P_ _72M8</b>	36" X 20" X 72"	Cubic Ft:39.0	Ship Weight:298		2576	2615	2654	
<b>Storage Cabinet</b>  <ul style="list-style-type: none"> <li>• Two-door storage top</li> <li>• Two full-width shelves middle</li> <li>• Two cube/file drawers</li> <li>• One full-width/lateral drawer in bottom</li> <li>• Filing hardware sold separate</li> </ul>	<b>P_ _72M9</b>	36" X 20" X 72"	Cubic Ft:39.0	Ship Weight:297		2446	2482	2520	
<b>Storage Cabinet</b>  <ul style="list-style-type: none"> <li>• Two-door storage in top</li> <li>• Four open storage cubies in middle</li> <li>• Four small/box drawers</li> <li>• Two cube/file drawers in bottom</li> <li>• Filing hardware sold separate</li> </ul>	<b>P_ _72M10</b>	36" X 20" X 72"	Cubic Ft:39.0	Ship Weight:298		3038	3084	3130	
<b>Storage Cabinet</b>  <ul style="list-style-type: none"> <li>• Five each alternating door/ open storage cubies</li> </ul>	<b>P_ _72M11</b>	36" X 20" X 72"	Cubic Ft:39.0	Ship Weight:298		2245	2278	2312	
<b>Storage Cabinet</b>  <ul style="list-style-type: none"> <li>• Two-door storage in top</li> <li>• Two full-width shelves in middle</li> <li>• Four small/box drawers</li> <li>• One full-width/lateral drawer in bottom</li> <li>• Filing hardware sold separate</li> </ul>	<b>P_ _72M12</b>	36" X 20" X 72"	Cubic Ft:39.0	Ship Weight:298		2788	2830	2872	
<b>Floating Top Desk Return</b>  <ul style="list-style-type: none"> <li>• Thermo-fused laminate top</li> <li>• Two "Floating Top" post legs</li> <li>• SD_4836SE = Black legs</li> <li>• SD_4836SM = Silver legs</li> </ul>	<b>SD_4836S_</b>	48" X 39" X 29"	Cubic Ft:7.0	Ship Weight:60		685	695	706	
<b>Freestanding Floating Top Desk</b>  <ul style="list-style-type: none"> <li>• Thermo-fused laminate top</li> <li>• Four "Floating Top" post legs</li> <li>• SD_6630E = Black legs</li> <li>• SD_6630M = Silver legs</li> </ul>	<b>SD_6630_</b>	66" X 30" X 29"	Cubic Ft:12.0	Ship Weight:92		702	713	723	

HEALTHCARE CASEGOOD

**Filing Hardware Kits**

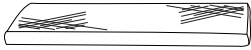
- Filing hardware kit for file drawer
- For field installation
- Includes file rails, adjustable cross bars and screws to install file rails

Freight Class: 70

			ZONE PRICING	1	2	3	
<b>PFDKIT</b>	(File Drawer Kit)	16" X 16" X	Cubic Ft:1.0	Ship Weight:3	45	46	46
<b>PLFDKIT</b>	(File Kit for lateral Drawer)	33" X 16" X	Cubic Ft:1.0	Ship Weight:3	65	66	67

**Seat Cushion for Wall System**

- Seat cushion for Praxis P\_  
\_F\_72M2



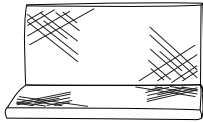
34.75" X 18.5" X 2.75"  
Freight Class: 100

**P36SC**

<b>1</b>	Cubic Ft:6.0	Ship Weight:6	239	243	246
<b>2/COM</b>	Cubic Ft:6.0	Ship Weight:6	261	265	269
<b>3/COL</b>	Cubic Ft:6.0	Ship Weight:6	287	291	296
<b>4</b>	Cubic Ft:6.0	Ship Weight:6	328	333	338
<b>5</b>	Cubic Ft:6.0	Ship Weight:6	409	416	422
<b>L</b>	Cubic Ft:6.0	Ship Weight:6	561	570	578

**Seat and Back Cushion for Wall System**

- Seat and back cushion for P\_  
\_72M2
- Can be order in any upholstery



34.75" X 18.5" X 19.5"  
Freight Class: 100

**P36SBC**

<b>1</b>	Cubic Ft:6.0	Ship Weight:8	331	336	341
<b>2/COM</b>	Cubic Ft:6.0	Ship Weight:8	375	381	387
<b>3/COL</b>	Cubic Ft:6.0	Ship Weight:8	427	434	440
<b>4</b>	Cubic Ft:6.0	Ship Weight:8	509	516	524
<b>5</b>	Cubic Ft:6.0	Ship Weight:8	672	682	692
<b>L</b>	Cubic Ft:6.0	Ship Weight:8	976	990	1005

**DESKS:**

**Left 3/4 Pedestal Desk**



- Box/file pedestal on left
- Pre-installed filing hardware for letter or legal filing

Freight Class: 125

<b>P_ _4222L</b>	42" X 22" X 29"	Cubic Ft:22.0	Ship Weight:146	865	878	891
------------------	-----------------	---------------	-----------------	-----	-----	-----

**Right 3/4 Pedestal Desk**



- Box/file pedestal on right
- Pre-installed filing hardware for letter or legal filing

Freight Class: 125

<b>P_ _4222R</b>	42" X 22" X 29"	Cubic Ft:22.0	Ship Weight:146	865	878	891
------------------	-----------------	---------------	-----------------	-----	-----	-----






**Left Full Pedestal Desk**



- Box/box/file pedestal on left
- Pre-installed filing hardware for letter or legal filing

Freight Class: 125

<b>P_ _4222L2BF</b>	42" X 22" X 29"	Cubic Ft:22.0	Ship Weight:151	946	960	975
---------------------	-----------------	---------------	-----------------	-----	-----	-----

				ZONE PRICING						
				1	2	3				
<b>Right Full Pedestal Desk</b>  <ul style="list-style-type: none"> <li>• Box/box/file pedestal on right</li> <li>• Pre-installed filing hardware for letter or legal filing</li> </ul>				<b>P_ _4222R2BF</b>	42" X 22" X 29"	Cubic Ft:22.0	Ship Weight:151	<b>946</b>	<b>960</b>	<b>975</b>
Freight Class: 125										
<b>OVERHEAD STORAGE:</b>										
<b>Overhead Storage, Single Open Shelf</b>  <ul style="list-style-type: none"> <li>• Overhead storage with one open shelf</li> </ul>				<b>PW_417</b>	42" X 10" X 24"	Cubic Ft:11.1	Ship Weight:53	<b>501</b>	<b>509</b>	<b>516</b>
Freight Class: 125										
<b>Overhead Storage, Double Open Shelf</b>  <ul style="list-style-type: none"> <li>• Two open storage compartments</li> <li>• Fits 42" Desk</li> </ul>				<b>PW_427</b>	42" X 10" X 37.75"	Cubic Ft:19.0	Ship Weight:92	<b>534</b>	<b>542</b>	<b>550</b>
Freight Class: 125										
<b>Overhead Storage, Double Shelf with Doors</b>  <ul style="list-style-type: none"> <li>• Overhead storage with one open shelf</li> <li>• Two storage compartments behind doors</li> <li>• Fits 42" desks</li> </ul>				<b>P_ _4272D</b>	42" X 10" X 37.75"	Cubic Ft:19.0	Ship Weight:104	<b>707</b>	<b>718</b>	<b>728</b>
Freight Class: 125										
<b>MOBILE PEDESTALS &amp; NIGHT STAND:</b>										
<b>Night Stand</b>  <ul style="list-style-type: none"> <li>• One utility storage drawer</li> <li>• One box storage drawer</li> <li>• Open storage in base</li> <li>• Adjustable leveling glides</li> </ul>				<b>PNS_ _3</b>		Cubic Ft:10.3	Ship Weight:105	<b>811</b>	<b>823</b>	<b>835</b>
Freight Class: 100										

HEALTHCARE CASEGOOD



## ITEMS BELOW CAN BE SHIPPED VIA FEDERAL EXPRESS GROUND SERVICE:

### Casegood Accessories

MODEL	DESCRIPTION
TL2P	Task Light
HW_CO	Compact Organizer
93757_	Coat Rack
MDCPU	CPU Holder
MDE	Power Strip
MDWM	Wire Management Channel
MD100-MD1014	Accessories for Accessory Wall
MDSHELF18-36	Shelf for Accessory Wall
PNP	Plug-N-Play
H26	Seat Cushion for Under Surface Storage

### Center Drawers

MODEL	DESCRIPTION
CD_18,19,30,32	Center Drawer
CV_66CTRS	Center Drawer
CV_66CTRD	Center Drawer
CV_72CTRS	Center Drawer
CV_72CTRD	Center Drawer
HWCD_19,25,32,38	Center Drawer
LVM32	Center Drawer
TR_29/30/32	Center Drawer
V_22,24,28,29/32/34/38	Center Drawer
WY_18,19,32,38	Center Drawer

### Occasional Tables

MODEL	DESCRIPTION
TR_4023	End Table
VT_100	End Table
VT_110	Coffee Table
HW_ET23	End Table
6723	End Table
T1005	Connecting Table

### Keyboard Trays

MODEL	DESCRIPTION
PKP25_	Keyboard Platform
PKP35_	Keyboard Platform
PKMP36_	Keyboard Platform
AKT008	Articulating Keyboard Tray (any mechanism)
AKT007	Articulating Keyboard Tray (any mechanism)
CV_K21	Keyboard Platform
CV_K29	Keyboard Platform
HW_K21	Keyboard Platform
HW_K25	Keyboard Platform
HW_K29	Keyboard Platform
LVMK21	Keyboard Platform
LVMK35	Keyboard Platform
TR_3096	Keyboard Platform
GVK21	Keyboard Platform
GVK29	Keyboard Platform

### Office Seating

MODEL	DESCRIPTION
320 or 321 (Not Assembled)	Task Chair
330 or 331 (Not Assembled)	Task Chair
500 (Not Assembled)	Task Chair
1451 (Not Assembled)	Executive Swivel
1457 (Not Assembled)	Management Swivel
1404 (Not Assembled)	Guest Chair
751 (Not Assembled)	Executive Swivel
752 (Not Assembled)	Management Swivel
759 (Not Assembled)	Guest Chair
2013	Guest Chair
2016	Conference Chair
1093	Arm Chair
723 or 724 (Up to three cartons of four)	Stax Chair

### Reception/Team Seating

MODEL	DESCRIPTION
UP9600SC	Replacement Seat Cushion
UP9600BC	Replacement Back Cushion
CH	Cup Holder
DH	Document Holder for Team Chair
NH	Newspaper Holder for Team Chair

# SEATING



## FABRICS GRADE 1

### Squirm

0604	Navy
4242	Terracotta
8704	Meadow
9729	Linden

### Prism

741	Brick
742	Ocean
743	Green
744	Slate
745	Pebble

### Royalty

751	Gold
752	Merlot
753	Bouquet
754	Satin Blue
755	Green
757	Pewter

### Sway

0621	Silver Fish
4262	Red River
5506	Sand Dollar
7747	Green Grass
8454	Blue Sea

### Perk

970	Walnut
971	Crimson
972	Sesame
973	Flint
974	Cedar
975	Dijon
976	Patriot
977	Auburn

### Expo

960	Sky
961	Sprout
962	Leaf
963	Latte
964	Festive
965	Fog
966	Lemon
967	Viola
968	Tuxedo
969	Raspberry

### Cobblestone

670	Navy
671	Burgundy
672	Grey
673	Hunter
675	Black

### Quattro

300-000	Honeycomb
300-001	Deep Crimson
300-005	Dark Orchid
300-007	Chalk
300-009	Umber
300-013	Olive
300-016	Khaki
300-019	Golden Orange
300-024	Laguna

## VINYLS GRADE 1

### Cortz

004	Charcoal
100	Black
828	Burgundy
937	Hunter
939	Blueberry

### Jamestown

357	Green
358	Black
359	Navy
360	Antique Blue
361	Oxblood
362	Walnut
365	Dark Blue

## FABRICS GRADE 2

### Ashley

22	Cinnabar
26	Aubergine
27	French Blue
32	Meadow

### Precision

498	Black
3175	Beige
3204	Navy
8414	Blue
8477	Green

### Sojourn

338-003	Green Tea
338-004	Just Blue
338-005	Cloak
338-007	Alabaster
338-009	Poppy

### Wave Length

279-000	Bark
279-001	Wine
279-003	Leaf
279-004	Sapphire
279-006	Charcoal

### Sketch

812	Carbon
813	Cardinal
814	Denim
815	Hunter

### Kinetic

808	Black Gold
809	Blue
810	Dark Green
811	Ruby

### Whirl

1609	Cornsilk
04242	Tomato
6777	Pesto
8404	Cadet

### Pivot

679	Garment
690	Lagoon
701	Mesa
723	Pesto
734	Tower

### Bliss

450	Gobi Beige
451	Red Pepper
452	Greentree
453	Stonework
454	Confederate Blue

### Rhumba

460	Ink Blue
461	Red Rover
462	Gold Bullion
463	Slate
464	Texas Tea

## VINYLS GRADE 2

### Carrara

CR500	Black
CR501	Steel Blue
CR503	Forest Green
CR508	Burgundy
CR509	Tan
CR510	Buck

## FABRICS GRADE 3

### Structure

286-000	Tobacco
286-001	Hollyhock
286-006	Lava
286-007	Paperbag
286-009	Melon
286-011	Bordeaux
286-013	Palm
286-014	Danube
286-016	Seal
286-017	Bisque
286-023	Willow
286-034	Sky

### Tendril

339-000	Latte
339-003	Green Tea
339-007	Sand
339-009	Copper
339-014	Ice Blue

### Figure Eight

326-001	Pomegranate
326-003	Feldspar
326-004	Azure
326-007	Buff

### Marquise

325-001	Ruby
325-003	Peridot
325-004	Aquamarine
325-007	Pearl

### Genesis

354-001	Firestorm
354-004	Twilight
354-008	Confetti
354-009	Topaz
354-016	Greystone

### Mosaic

349-001	Blaze
349-002	Caramel
349-003	Laurel
349-010	Taupe
349-014	Dusk

## FAUX LEATHER GRADE 3

### Florentino (Discontinued)

### Linen

LN-002	Maize
LN-003	Green Tea
LN-004	Marine
LN-007	Natural
LN-009	Tangerine
LN-014	Aquamarine
LN-019	Russet

### Willow

WI-002	Maize
WI-003	Green Tea
WI-004	Marine
WI-007	Natural
WI-009	Tangerine
WI-014	Aquamarine
WI-019	Russet

## CRYPTON® GRADE 3 HEALTHCARE

### Pavers

92007	Blue Water
92010	Brick
92014	Black Gold

### Soothe

94001	Gold
94008	Navy
94011	Red

## FABRICS GRADE 4

### Flying High

281-001 ..... Lacquer  
281-003 ..... Tarragon  
281-004 ..... Admiral  
281-006 ..... Carbon

### Glee

871-001 ..... Fiesta  
871-003 ..... Limelight  
871-004 ..... Cobalt  
871-006 ..... Charcoal

### Broadway

76-001 ..... Pomegranate  
876-002 ..... Green Tea  
876-004 ..... Indigo  
876-006 ..... Charcoal  
876-007 ..... Ecu

### Daydream

878-001 ..... Persimmon  
878-002 ..... Moonbeam  
878-004 ..... Indigo  
878-007 ..... Latte  
878-016 ..... Pewter

### Alcazar

845-001 ..... Claret  
845-004 ..... Indigo  
845-006 ..... Shadow  
845-007 ..... Bisque  
845-009 ..... Copper  
845-013 ..... Laurel  
845-023 ..... Earth

### Pinnacle

880-001 ..... Cabernet  
880-002 ..... Moonbeam  
880-003 ..... Green Tea  
880-004 ..... Indigo  
880-006 ..... Charcoal

### Brocade

287-000 ..... Clove  
287-001 ..... Pompeii  
287-004 ..... Marina  
287-005 ..... Hollyhock  
287-014 ..... Deep Lagoon

## VINYLS GRADE 4

### Tiles

TI-001 ..... Claret  
TI-002 ..... Aztec  
TI-012 ..... Goldstone  
TI-033 ..... Ripe Olive

### Ventura

VN-001 ..... Cherry Blossom  
VN-003 ..... Fern  
VN-004 ..... Cobalt  
VN-008 ..... Cabernet  
VN-017 ..... Almond

### Tributary FR

TR-000 ..... Earth  
TR-001 ..... Flame  
TR-003 ..... Palm  
TR-007 ..... Sand  
TR-014 ..... Stream

## VINYLS GRADE 4 HEALTHCARE

### Punch

PN-002 ..... Wheat  
PN-003 ..... Palm  
PN-005 ..... Violet  
PN-009 ..... Emberglow  
PN-014 ..... Denim  
PN-016 ..... Graphite  
PN-023 ..... Aqua

### Silverweave

SW-005 ..... Eggplant  
SW-013 ..... Willow  
SW-016 ..... Cadet  
SW-019 ..... Tangerine  
SW-027 ..... Ivory  
SW-033 ..... Lichen  
SW-044 ..... Calypso

## FABRICS GRADE 5

### Solid Ground

284-000 ..... Clove  
284-001 ..... Pompeii  
284-009 ..... Copper  
284-013 ..... Palm  
284-014 ..... Dusk  
284-017 ..... Weimaraner

### Pulse

875-001 ..... Rouge  
875-003 ..... Jade  
875-004 ..... Blue Jay  
875-006 ..... Pewter

### Ottoman

LC870-003 ..... Jade  
LC870-004 ..... Azure  
LC870-006 ..... Ebony  
LC870-007 ..... Ivory  
LC870-009 ..... Copper

### Zanzibar

874-000 ..... Shadow  
874-003 ..... Limelight  
874-004 ..... Ice Blue  
874-009 ..... Cayenne  
874-013 ..... Bronze

### Pavilion

LC868-001 ..... Rouge  
LC868-003 ..... Limelight  
LC868-004 ..... Periwinkle  
LC868-007 ..... Flax

### Agora

306-007 ..... Biscuit  
306-011 ..... Claret  
306-013 ..... Juniper  
306-014 ..... Royal  
306-023 ..... Pistachio

### Roundabout

Coffee Cream  
Red Barn  
Seaside

## WOVEN CRYPTON® GRADE 5 HEALTHCARE

### Finish Line

WC795-000 ..... Clove  
WC795-002 ..... Butterscotch  
WC795-003 ..... Madrona  
WC795-007 ..... Greige

### Round 'N Round

WC762-001 ..... Lacquer  
WC762-003 ..... Capri  
WC762-007 ..... Sandpiper  
WC762-009 ..... Lantern

### Bebop

WC766-002 ..... Butterscotch  
WC766-003 ..... Palm  
WC766-004 ..... Marina  
WC766-009 ..... Paprika

### Fathom

WC763-001 ..... Shiraz  
WC763-004 ..... Indigo  
WC763-006 ..... Lava Flow  
WC763-007 ..... Almond  
WC763-009 ..... Fireside

### Timeline

WC795-004 ..... Sapphire  
WC795-011 ..... Sunset  
WC795-013 ..... Celadon  
WC795-014 ..... Capri  
WC795-019 ..... Bronze

### Razzmatazz

WC782-000 Bronze  
WC782-001 Pompeii  
WC782-004 Agean  
WC782-008 Raisin  
WC782-014 Aqua

### Wind Chimes

WC787-003 ..... Laurel  
WC787-004 ..... Denim  
WC787-007 ..... Natural  
WC787-009 ..... Terra Cotta  
WC787-014 ..... Powder Blue  
WC787-024 ..... Aquamarine

### Mirabella

WC771-000 ..... Academy  
WC771-001 ..... Pompeii  
WC771-003 ..... Marsh  
WC771-007 ..... Cliff  
WC771-013 ..... Driftwood

## GREEN

*The earth-friendly upholstery fabrics below are woven with recycled, recyclable or compostable fabrics in support of our commitment to reduce our environmental footprint.*

### FABRICS GRADE 2

#### Foundation 10

350-000.....	Chocolate
350-001.....	Wine
350-002.....	Cornsilk
350-003.....	Sherwood
350-004.....	Sapphire
350-005.....	Concord
350-006.....	Ebony
350-007.....	Sandstone
350-008.....	Merlot
350-009.....	Cayenne
350-013.....	Hunter
350-014.....	Navy
350-016.....	Mercury
350-017.....	Jodhpurs
350-018.....	Magenta
350-019.....	Terra Cotta
350-020.....	Bark
350-024.....	Blue Mist
350-026.....	Graphite
350-027.....	Buckskin
350-028.....	Purple Haze
350-031.....	Rouge
350-033.....	Cactus
350-034.....	Parade Blue
350-043.....	Peacock
350-054.....	Cyan
350-093.....	Basil

### FAUX LEATHER- GRADE 3

#### Maverick

MK-000.....	Bark
MK-001.....	Geranium
MK-004.....	Sapphire
MK-007.....	Buckskin
MK-009.....	Terra Cotta
MK-010.....	Saddle

#### Legacy

LY602.....	Cream
LY603.....	Silk
LY608.....	Medium Beige
LY609.....	Chocolate
LY618.....	Pale Green
LY625.....	Black

### FAUX LEATHER GRADE 4

#### Phoenix

PH-004.....	Admiral
PH-006.....	Lava
PH-010.....	Mocha
PH-011.....	Brandy
PH-012.....	Cream
PH-027.....	Saddle

### FABRIC GRADE 4

#### Catalyst

322-003.....	Jade
322-004.....	Denim
322-006.....	Slate
322-007.....	Bronze
322-009.....	Copper
322-013.....	Limelight
322-019.....	Amber
322-024.....	Teal

#### Component

324-000.....	Bronze
324-001.....	Ruby
324-002.....	Moonbeam
324-009.....	Copper
324-013.....	Turquoise
324-014.....	Sky

#### Equinox

317-000.....	Earth
317-001.....	Fire
317-003.....	Feldspar
317-004.....	Cobalt
317-007.....	Alabaster
317-014.....	Turquoise

### FABRIC GRADE 5

#### Rebound

WC791-000.....	Truffle
WC791-001.....	Persimmon
WC791-003.....	Wasabi
WC791-004.....	Indigo
WC791-009.....	Caramel
WC791-014.....	Turquoise

#### Europa

315-000.....	Earth
315-001.....	Fire
315-003.....	Feldspar
315-004.....	Cobalt
315-006.....	Charcoal
315-007.....	Sand

#### Replay

WC790-000.....	Caramel
WC790-001.....	Chili
WC790-003.....	Palm
WC790-004.....	Cobalt
WC790-007.....	Mushroom

## UPHOLSTERY LIST PRICING

*For fabric-only purchases*

	ZONE 1	ZONE 2	ZONE 3
<b>GRADE 1</b>	\$36	\$36	\$36
<b>GRADE 2</b>	\$66	\$66	\$66
<b>GRADE 3</b>	\$89	\$89	\$89
<b>GRADE 4</b>	\$128	\$128	\$128
<b>GRADE 5</b>	\$215	\$215	\$215
<b>LEATHER</b>	\$22	\$22	\$22

*Fabrics priced per yard. Leather priced per square foot.*

- Available on all HPFI Seating
- All offered at the same standard leather price – see Grade L (Leather)
- All available at HPFI industry-leading standard lead times
- All meet CAL 117

## Select from 30 of the most popular and exciting leathers!

**Real.** When you specify **leather furnishings from HPFI, each piece is 100% leather.** And all are real, top-grain leathers. No synthetics. No substitutes. Just real leather selected for quality and characteristics that create unique furnishings.

**Natural.** Leather is a **natural material.** It is an environmentally conscious upholstery cover salvaged as a by-product from meat production processes. Incorporating leather into multiple products – from furniture to clothes – is consistent with “green” efforts to improve production’s impact on our environment.

**Leather.** Leather is **UNIQUE.** Each hide features characteristics developed in nature, distinguishing it from any other hide. Even within a leather hide, variations in color, texture and markings (scars, scratches, wrinkles, etc.) are natural and will appear within a given upholstered piece of furniture. These variations are not imperfections, rather they are the very essence of what makes leather an exquisite and preferred upholstery material.

**LEATHER ADVANTAGES.** History and tradition of use generate a special affinity and emotional preference for leather. Also consider:

- Leather breathes. It can absorb up to 25% of its own weight in humidity and release that humidity, so the body does not sweat on leather as it does on vinyl.

- Leather adapts to the closest temperature. An untouched leather chair remains room temperature. Once you sit down, the leather reaches body temperature, no higher!
- Leather is less permeable than fabrics. This barrier feature protects internal chair components from spills, inhibits dust collection by a chair’s cushioning material and provides easily cleanable surfaces.

**Top Grain. All are top-grain leather taken from the outermost layer of the hide, providing the strongest,** softest and most breathable leather from the hide. Additionally, top grains show the natural markings (wrinkles, scratches, scars, etc.) that make each leather unique.

### THE LANGUAGE OF LEATHER

Leather hides are processed in many different fashions, creating a variety of appearances, tactile qualities and performance capabilities. These processes and the resulting characteristics create a leather language used to classify leathers as outlined below.

**Full vs. Corrected Grain.** Full grain leathers exhibit more of the natural variation, texture and markings of the animal. These leathers are generally softer than corrected leathers. Corrected grain leathers have been mechanically altered through buffing, sanding or embossing to create more consistent grain pattern and uniform appearance.

**Semi-Aniline.** Starting with the same base as full anilines, the semi-aniline is a soft leather featuring a transparent finish that improves light and stain resistance. Slight pigmentation may be added to minimize color variation within the hide.

**Pigmented.** These leathers feature pigment dye applied by machine spray or roller coating, then followed by a finish coat to seal the pigment. Pigment/sealer increases a leather’s resistance to fading and wearing while decreasing the softness of the material. Pigmented leathers are easier to clean and care for than non-pigmented leathers.

**Pullup.** Pullup leathers derive their color from waxes or oils, which dissipate and become lighter in color when the leather is pulled, as done during the upholstery process. This creates worn, weathered, distressed appearance typically found only on furnishings subjected to years of use.

**Hand Antiqued.** As the name implies, these leathers are handcrafted using traditional leather techniques.

**Savage.** Subtle, abstract two-tone finishes on leather provide visual depth and interest to a leather and are known as Savage.

HPFI can work with our leather supplier partners to color match an existing leather installation. There is a minimum of 500 square feet. Lead time to color match will take 5 - 6 weeks.

**Note:** HPFI leather seating employs multi-piece backs and sides to improve yield of natural leather hides.

**GRADE L**

**Crackle**

- AL12 ..... Chianti
- AL13 ..... Coffee
- AL14 ..... Walnut

**GRADE L**

**Safari**

- AL31 ..... Red
- AL32 ..... Wine
- AL33 ..... Black
- AL34 ..... Plum
- AL35 ..... Ivory
- AL37 ..... Taupe
- AL38 ..... Moss
- AL39 ..... Green
- AL41 ..... Marine
- AL43 ..... Goldenrod
- AL44 ..... Honey
- AL45 ..... Brandy
- AL46 ..... Medium Brown
- AL47 ..... Red Brown

**GRADE L**

**Kingsland**

- AL21 ..... Coffee
- AL24 ..... Navy
- AL27 ..... Chaps
- AL29 ..... Jalapeno

**Bronco**

- AL16 ..... Hunter
- AL18 ..... Black **QS**
- AL19 ..... Navy
- AL20 ..... Burgundy

**GRADE L**

**Baroque**

- AL03 ..... Black
- AL04 ..... Blackberry **QS**
- AL05 ..... Midnight
- AL06 ..... Hunter **QS**
- AL07 ..... Spruce

**QS** = Quick Ship lead time

Hide	Number of Colors	100% Top Grain	Full Grain	Semi-Aniline	Pigmented	Machine Spray	Savage
<b>Safari</b>	14	•	•		•	•	
<b>Kingsland</b>	4	•		•	•	•	•
<b>Crackle</b>	3	•		•	•	•	•
<b>Bronco (Cambridge)</b>	4	•		•	•		
<b>Baroque (Windsor)</b>	5	•		•	•	•	

*Due to the natural characteristics of leather, finished furnishings may vary from original swatches. HPFI neither guarantees nor warrants leather for color, color consistency, grain or other characteristics. We cannot accept return of leather furnishings for such issues.*

**Care & Cleaning**

Leather specialists at Leather Master can provide you with specially-developed leather care and cleaning agents. Call **888-825-6551**.



**HPFI & Mayer Fabrics' Alliance Program** offers fine furniture in thousands of fabric, vinyl, faux leather and Crypton upholstery selections at standard lead time. Select your Mayer Fabric on a HPFI frame and refer to the pattern grades listed below for pricing.

Issue just one purchase order! **Free memo samples** are available and can be shipped directly from Mayer to you or your end user by calling **1-800-428-4415** and referencing the HPFI Alliance Program. To review the extensive selection of Mayer Fabrics, you can also visit [www.mayerfabrics.com](http://www.mayerfabrics.com).

## ALLIANCE PROGRAM:

### FABRICS

Abacus (R60+) 5

Acanthus 4

**Agora 5**

**Alcazar 4**

Amulet 3

Amulet (DuraBlock™) 4

Arcade 5

Astro 4

Axis 4

Bar None 5

Bella 5

Benefit (RPI) 5

Bijou 3

**Broadway 4**

**Brocade 4**

Bulls Eye (RPI) 4

Burst [RPC] 5

Cape (10) 3

Carat 3

**Catalyst (RPI) 4**

Celebration 3

Clarity 3

Classic Velvet 4

Companion (10) 3

**Component (RPI) 4**

Cornerstone 3

Crepe (FR) 3

Cross Check 1

Crosstown 4

**Daydream 4**

Decade Crepe (10) 4

Decade Orion (10) 4

Destiny 3

Destiny (DuraBlock™) 4

Dialogue (10) 4

Duraweave® (10) 2

Ecosphere (RPI) 5

Element (A)(RPI) 4

Equation (RPI) 4

**Equinox (AF) 4**

Esprit (RPI) 4

Essential 3

**Europa (RPI) 5**

Factor (RPI) 4

**Figure Eight (RPI) 3**

Filigree (RPI) 4

Flourish 4

**Flying High (R60+) 4**

Formula FR 5

Forte 1

Forum FR 5

**Foundation (10) (RPI) 2**

Framework (RPC) 5

**Genesis 3**

Genesis (DuraBlock™) 4

Glee 4

Greenbriar 5

Harlequin 5

Heritage 4

**High Society 4**

Icon (FR) 5

Impulse (RPI) 4

In The Groove (R60+) 4

Jenga [RPC] 5

Jubilee 4

Kismet (RPI) 5

Lunar (RPI) 4

**Marquise (R60+) 3**

Marvel (RPI) 5

Maze (R60+) 5

Mirage 5

Moonscape (RPI) 4

**Mosaic 3**

Mosaic (DuraBlock™) 4

Mum 4

Mum (DuraBlock™) 4

Myriad (81%RPI;19%RPC) 4

Mystic (RPI) 4

Odyssey 5

**Ottoman 5**

**Over The Top (R60+) 4**

Paramount 4

Petit Point 5

**Pinnacle 4**

Pisces (RPC) 5

Portal (RPC) 5

**Pulse 5**

**Quattro 1**

Rapport 4

Regency 5

Reiki (RPC) 5

Revival 4

Riddle (10) 4

Ritz 4

Savannah (10) 5

Scrimmage Line 5

Script (FR) 5

Segment 5

Sequel 4

Side by Side (10) 5

**Sojourn 2**

Sojourn (DuraBlock™) 4

**Solid Ground 5**

Source 4

Source (DuraBlock™) 4

Spacer Mesh 4

Spirit (10) 5

Sprint (FR) 5

**Square One 3**

Square Root (10) 5

Straight & Narrow (R60+) 4

Streamers (10) 5

**Structure 3**

Sunset Strip 4

Symmetry (10) 5

**Syncopation (10) 5**

Taj 4

**Tendril 3**

Tendril (DuraBlock™) 4

Twister (RPC) 5

Ultima 5

Valor 3

Valor (DuraBlock™) 4

Venue 5

Vineta 4

**Wave Length 3**

Wildwood (R60+) 5

**Zanzibar 5**

### MAYER UPHOLSTERY LEGEND SYMBOLS

(\*) - Not appropriate for Health Care Applications

(FR) - Fire resistant

(R60+) - 60% or more recycled material

(RPI) - 100% recycled post industrial

(RPC) - 100% recycled post consumer

♻️ - 100% recycled Terratex®

(10) - 10 year warranty. See swatch card for details.

(N) - Nanocide™ is the newest technology for killing MRSA and combating infections caused by transfer from upholstered furniture, athletic equipment, or other common sources of transfer from upholstered objects.

Please note, patterns in **bold type** are part of HPFI's standard fabric program. See pages 225 - 227 for color ways available.



## ALLIANCE PROGRAM: (CONTINUED)

### FAUX LEATHER

\*Antique 4  
 \*Caressa (FR) **4**  
 \*Caressa Suede 4  
 Cayman 5  
 Cork 5  
 Durango 3  
 Emu 4  
 Florentino 3  
 Glimmer 5  
 Hombre 5  
 \*Jekyll & Hide 4  
 Kobe  4  
 Komodo 4  
 Laredo 5  
 Makore 5  
**Maverick**  **3**  
 Melody  5  
 Milano 5  
 Outback 4  
 Patent 5  
**Phoenix 4**  
 Radiance 4  
 Radiance Perforated 4  
 Santa Ana 4  
 Shimmer 5  
 Virtually 5  
 Virtually Suede 5

### VINYLS


All Seasons (FR) 4  
 All Use (FR) 3  
 Athens (FR) 4  
 Blocks 4  
 Chaps (FR) 4  
 Crystals 5  
 Curlicue 4  
 Currents 4  
 Dakota 4  
 Dublin Tweed (FR) 5  
 Guardian 4  
 Heather (FR) 4  
 Jamestown 3  
 Key Largo 3  
**Linen 3**  
 Madrid SP Black 1  
 Microdot 4  
 Oxen SP Black 1  
 Peerless 4  
 Pinehurst 4  
 Prado 4  
**Punch 4**  
 Rice Paper 4  
 Sierra SP Black 1  
 Silk Screen 4  
**Silverware 4**  
 Skate 5

Spirograph 5  
 Taos 4  
**Tiles 4**  
 Toss Up 4  
**Tributary 4**  
 Tussah 4  
 Uptown 4  
**Ventura 4**  
 Vinyl Stat ESD 5  
 Wallaby SP Black 1  
 Webscape 5  
**Willow 3**

### WOVEN CRYPTON®

Accord 5  
 Aldine 5  
 Barenthal 5  
**BeBop 5**  
 Branch Out 5  
**City Lights 5**  
 Comet 4  
 Cribbage 5  
 Domain 5  
 Fable 5  
**Fathom 5**  
 Finale 4  
**Finish Line 5**  
 Holiday 5

Metro 4  
**Mirabella 5**  
 Oxford (R60+) 5  
 Pathway 5  
 Posh 5  
 Promenade (R60+) 5  
**Razzmatazz 5**  
**Rebound (RPI) 5**  
**Replay (RPI) 5**  
**Round 'N Round 5**  
 Smart Suede 5  
 Suede 5  
 Taffeta Stripe 5  
 Tea Leaves 5  
**Time Line 5**  
 Tracery 5  
**Wind Chimes (RPC) 5**



MAYERFABRICS

**CALL 800-428-4415**  
**FOR MEMO SAMPLES.**  
**WWW.MAYERFABRICS.COM**

### MAYER UPHOLSTERY LEGEND SYMBOLS

(\*) - Not appropriate for Health Care Applications

(FR) - Fire resistant

(R60+) - 60% or more recycled material

(RPI) - 100% recycled post industrial

(RPC) - 100% recycled post consumer

 - 100% recycled Terratex®

(10) - 10 year warranty. See swatch card for details.

(N) - Nanocide™ is the newest technology for killing MRSA and combating infections caused by transfer from upholstered furniture, athletic equipment, or other common sources of transfer from upholstered objects.

Please note, patterns in **bold type** are part of HPFI's standard fabric program. See pages 225 - 227 for color ways available.

All HPFI seating products are available in Momentum Textiles, a popular and broad range of contract upholsteries. Patterns have been price graded and listed to simplify quoting/ordering as well as save time versus Customer's Own Material (COM) processes.

Momentum patterns not listed must be priced per project; contact Customer Service with HPFI models, quantities and selected Momentum patterns. Confirm standard lead time availability with Customer Service prior to order.

## More information on Momentum

Textiles is available at [www.memosamples.com](http://www.memosamples.com).

## MOMENTUM FABRICS & GRADES:

### FABRICS

Ace 3  
Axis 3  
Bandwidth 5  
Basis 2  
Boom 4  
Bree 5  
Cachet 3  
Candid 5  
Chi 5  
Cinch 3  
Context 3  
Core 2  
Dabble 5  
Delve 5  
Dive 5  
Echelon 5  
Elan 5  
Enviro 5  
Era 4  
Essentia 5  
Etch 4  
**Expo 1**  
Factor 4  
Form 4  
Gabe 5  
Gauge 3  
Gesture 5  
Gig 4  
Gusto 4  
Hue 4  
Impact 4  
Incognito 5  
Insight 3  
Intermix 4  
Interval 2  
Jargon 3  
Jay 5  
Jensen 5  
Jinx 4  
Kayo 2  
Kindle 5  
Knack 3

Lucia 5  
Marquee 4  
Matter 5  
Memoir 5  
Mime 3  
Mimic 4  
Moda 2  
Morphe 5  
Nook 3  
Nostalgia 5  
Novo 5  
Origin 2  
Pause 5  
Pearce 5  
**Perk 1**  
Pinpoint 3  
**Pivot 2**  
Posh 5  
Prodigy 3  
Prompt 4  
Quantum 5  
Racer 4  
Ratio 2  
Realm 4  
Relevant 5  
Relic 4  
Remy 5  
Rendezvous 5  
Reverie 3  
Ringo 4  
Russo 3  
Sassy 3  
Saucy 4  
Savant 4  
Schema 4  
Sector 3  
Sense 5  
Sequence 4  
Simplex 4  
Solo 4  
Stance 4  
Streamline 4  
Taction 5  
Tangent 2

Tate 3  
Tease 4  
Tek 5  
Theory 5  
Tone 5  
Transit 4  
Trek 3  
Valet 4  
Vario 4  
Veer 5  
Venue 4  
Verge 4  
Vox 3  
X-factor 5  
Yoshe 5

### VINYL

Agora 3  
Array 4  
Bravo 4  
Canter 4  
Cashmere 3  
Crete 4  
Echo 5  
Fleck 4  
Foray 5  
Force 5  
Glam 4  
Icon 5  
Kinetic 5  
Lumiere 5  
Lustre 5  
Max 4  
Mercury 4  
Paragon 5  
Radiant 5  
Rebel 5  
Rein 4  
Spyro 5  
Sublime 4  
Surface 5  
Tact 5  
Tatami 4

### CRYPTON

Brea 5  
Buzz 5  
Clue 5  
Crux 5  
Crypton Suede 5  
Evoke 5  
Faze 5  
Flurry 5  
Hermosa 5  
Hub 5  
Huntington 5  
Hyphen 5  
Jax 5  
Jolt 5  
Locale 5  
Niche 5  
Proof 5  
Query 5  
Rio 5  
Sepulveda 5  
Smart Suede 5  
Snippet 3  
Topanga 5  
Tribute 5  
Tweed 5  
Viva 5  
Zoom 5

## UPHOLSTERY LEGEND SYMBOLS

Please note, patterns in **bold type** are part of HPFI's standard fabric program. See pages 225 - 227 for color ways available.

All HPFI seating products are available in upholsteries from CF Stinson. The patterns listed below have been graded in for your convenience and ease in ordering Customer's Own Material (COM). CF Stinson patterns not listed below must be priced by our Customer Service department. Simply provide the HPFI model number, quantity and selected CF Stinson pattern to your HPFI Customer Service representative to confirm availability, pricing and lead time. For more information on CF Stinson, visit their web site at [www.cfstinson.com](http://www.cfstinson.com).

## C.F. STINSON FABRICS & GRADES:

FABRICS	PERFORMANCE/CRYPTON	VINYL	PVC-FREE
Ace (REI) 4	Breeze 5	Avant 3	Napa (REI) 5
Arc (REI) 5	Crypton Metro 5	Bistro 3	
Arezzo 5	Crypton Suede 5	Checkmate 4	
Avenue (REI) 5	Crypton Suede Too! 5	Chroma 5	
Blinker 5	Crypton Twill 5	Cirque 5	
Bryant Park 3	Match Point 5	Dash 5	
Chauncey 4	Mingle (REI) 5	Geomet 5	
Compass (REI) 5	Persuasion 5	Kilkenny Tweed 4	
Confetti 4	Shimmer 5	Laredo 3	
Feelin' Groovy 5	Snuggle 5	Liquid 5	
Fender Bender 5		Matrix 5	
Free Hand (REI) 5		Moccasin 3	
Glacier 4		Oakwood 3	
Halo (REI) 5		Oxford 4	
Happy Hour (REI) 5		Patriot Plus II 4	
Highwire (REI) 5		Raffia 5	
Impact 4		Rally 3	
Interplay (REI) 5		Rialto 4	
Lindley Park 4		Script 5	
Maywood 5		Shantung 4	
Modulation (REI) 5		Simplicity 4	
New Hempstead 4		Southampton 4	
Pinwheel 5		Symphony Classic 4	
Ramble 5		Tendril 4	
Seedling 5		Tessuto 4	
Slide Rule (REI) 5		Whitney 4	
Stencil 4		Ziggy 4	
Stipple (REI) 5			
Thicket 4			
To The Point 5			
Tracing (REI) 5			
Transcend 4			
Vision (REI) 4			

## C.F. STINSON UPHOLSTERY LEGEND SYMBOLS

(REI) - Reduced environmental impact product

- *Quick Ship fabrics can be applied to any HPFI Seating*
- *Products can be shipped in 3 business days if specified on P.O.*
- *61 Choices!*

## SOOTHE CRYPTON®

PATTERN	COLOR	GRADE
Gold .....	94001 .....	3
Red .....	94011 .....	3
Navy .....	94008 .....	3

## PAVERS CRYPTON®

PATTERN	COLOR	GRADE
Black Gold .....	92014 .....	3
Brick .....	92010 .....	3
Blue Water .....	92007 .....	3

## ASHLEY

Aubergine .....	FAB26 .....	2
Meadow .....	FAB32 .....	2
Cinnabar .....	FAB22 .....	2

## FOUNDATION 10

PATTERN	COLOR	GRADE
Parade Blue .....	350-034 .....	2
Wine .....	350-001 .....	2
Cornsilk .....	350-002 .....	2
Jodhpurs .....	350-017 .....	2
Ebony .....	350-006 .....	2

## PRECISION

PATTERN	COLOR	GRADE
Black .....	498 .....	2
Beige .....	3175 .....	2
Green .....	8477 .....	2

## KINETIC

PATTERN	COLOR	GRADE
Black Gold .....	808 .....	2
Blue .....	809 .....	2
Ruby .....	811 .....	2

## SKETCH

PATTERN	COLOR	GRADE
Carbon .....	812 .....	2
Cardinal .....	813 .....	2
Denim .....	814 .....	2
Hunter .....	815 .....	2

## CARRARA VINYL

PATTERN	COLOR	GRADE
Buck .....	CR510 .....	2
Black .....	CR500 .....	2

## SWAY

PATTERN	COLOR	GRADE
Blue Sea .....	8454 .....	1
Red River .....	4642 .....	1
Silver Fish .....	0621 .....	1
Sand Dollar .....	5506 .....	1

## PRISM

PATTERN	COLOR	GRADE
Brick .....	741 .....	1
Ocean .....	742 .....	1
Pebble .....	745 .....	1
Slate .....	744 .....	1

## ROYALTY

PATTERN	COLOR	GRADE
Merlot .....	752 .....	1
Bouquet .....	753 .....	1
Green .....	755 .....	1
Pewter .....	757 .....	1

## PERK

PATTERN	COLOR	GRADE
Walnut .....	970 .....	1
Crimson .....	971 .....	1
Sesame .....	972 .....	1

## COBBLESTONE

PATTERN	COLOR	GRADE
Navy .....	670 .....	1
Grey .....	672 .....	1
Burgundy .....	671 .....	1
Black .....	675 .....	1

## EXPO

PATTERN	COLOR	GRADE
Sky .....	960 .....	1
Sprout .....	961 .....	1
Leaf .....	962 .....	1
Latte .....	963 .....	1
Festive .....	964 .....	1
Fog .....	965 .....	1
Lemon .....	966 .....	1

## JAMESTOWN VINYL

PATTERN	COLOR	GRADE
Green .....	357 .....	1
Antique Blue .....	360 .....	1
Oxblood .....	361 .....	1

## CORTZ VINYL

PATTERN	COLOR	GRADE
Black Vinyl .....	100 .....	1
Blueberry .....	939 .....	1
Burgundy .....	828 .....	1

## LEATHER

PATTERN	COLOR	GRADE
Hunter .....	AL06 .....	L
Blackberry .....	AL04 .....	L
Black .....	AL18 .....	L

	AP Aspen	BLK Black	HCY Honey Cherry	MAH Mahogany	OAK Medium Oak	MOB Moab	FM Natural	NOK Natural Oak	PW Pearwood	WC Windsor Cherry	WAL Walnut	RM Rouge Mahogany	CCY Classic Cherry	ESP Espresso
<b>Healthcare</b>														
840 Recliner	•	•	•	•		•	•		•	•	•	•	•	•
830/831 Armcaps	•	•	•	•		•	•		•	•	•	•	•	•
<b>Office Seating</b>														
Leaders Contemporary	•	•	•	•		•	•		•	•	•	•	•	•
Leaders Traditional	•	•	•	•		•			•	•	•	•	•	•
Scoop Series	•	•	•	•		•	•		•	•	•	•	•	•
1200 Series	•	•	•	•	•	•	•	•	•	•	•	•	•	•
1400 Series (Oak Frame)	•	•	•	•	•			•	•	•	•	•	•	•
Trifecta 1600 Series	•	•	•	•		•	•		•	•	•	•	•	•
Quick Silver Series	•	•	•	•	•	•	•	•	•	•	•	•	•	•
3900 Series	•	•	•	•	•	•	•	•	•	•	•	•	•	•
Accent Guest	**	**	•	**		**	**		**	**	**	•	**	**
9100 Guest	•	•	•	•	•	•	•	•	•	•	•	•	•	•
992/993 Guest	•	•	•	•	•	•	•	•	•	•	•	•	•	•
900 Guest	•	•	•	•			•		•	•	•	•	•	•
Trados 910 Series	•	•	•	•		•			•	•	•	•	•	•
Madison 950 Series	•	•	•	•		•			•	•	•	•	•	•
Contempo Guest	•	•	•	•		•	•		•	•	•	•	•	•
Traditional	•	•	•	•		•			•	•	•	•	•	•
Scoop Traditional	•	•	•	•		•			•	•	•	•	•	•
Value Traditional	•	•	•	•		•			•	•	•	•	•	•
<b>Ganged</b>														
992/993 Ganging				•	•			•		•				
Scoop Ganging	•	•	•	•	•	•	•	•	•	•	•	•	•	•
9118 Ganging				•	•			•		•				
Trados Ganging Tables	•	•	•	•		•			•	•	•	•	•	•
<b>Reception/Lounge</b>														
Himalaya 150 Series	•	•	•	•		•	•		•	•	•	•	•	•
Chesterfield 4300	•	•	•	•		•			•	•	•	•	•	•
Accompany 5900	•	•	•	•		•	•		•	•	•	•	•	•
Sophia 5200 Series	•	•	•	•		•	•		•	•	•	•	•	•
Lauren 6100 Series	•	•	•	•		•	•		•	•	•	•	•	•
Rebecca 6200 Series	•	•	•	•		•	•		•	•	•	•	•	•
Scarlet 6300 Series	•	•	•	•		•	•		•	•	•	•	•	•
Kimberly 6400 Series	•	•	•	•		•	•		•	•	•	•	•	•
6700 Series	•	•	•	•	•	•	•	•	•	•	•	•	•	•
7200 Series	•	•	•	•	•			•	•	•	•	•	•	•
7500 Series	•	•	•	•	•			•	•	•	•	•	•	•
7900 Series	•	•	•	•	•			•	•	•	•	•	•	•
8500/8600 HiLeg	•	•	•	•		•	•		•	•	•	•	•	•
8700/8800 HiLeg	•	•	•	•		•	•		•	•	•	•	•	•
9100 Series	•	•	•	•		•			•	•	•	•	•	•
Plaza 9600 - Arm Caps	•	•	•	•		•	•		•	•	•	•	•	•
Genesis Series	•	•	•	•		•	•		•	•	•	•	•	•

**Custom Finishes** now available at \$100 one-time net charge for easy coordination with all elements of a facility. Contact Customer Service for details.

\*\* Available March 2010

HPFI offers reception and ergonomic seating that has been tested and certified by an independent laboratory to pass California Bureau of Home Furnishings and Thermal Insulation's Technical Bulletin #133 flammability requirements. These are the most stringent U.S. flammability requirements. Testing includes full-scale burn testing of a finished, upholstered chair, which is destroyed after a single test. HPFI has chosen to use a barrier cloth or fire-blocking layer between the foam cushioning and the external upholstery cover in order to comply with California Technical Bulletin 133.

All HPFI TB 133-certified chairs have been tested and certified in 100% recycled polyester fabrics from the Foundation 10 collection, which offers 27 solid color crepe fabric options. These fabrics also pass 1,000,000 double rubs in surface abrasion testing (ASTM D 4157 Wynzenbeek Test). Reference Foundation 10 fabrics on page 227.

Unless otherwise noted, any upholstered HPFI reception or ergonomic seating unit can be specified and manufactured to comply with California Technical Bulletin #133. The upcharge for each piece is determined by multiplying its fabric requirement (as stated in this price list) by \$66 List per yard.

Example: For a Claudia Club Chair #5301, you would add \$412.50 List (6.25 yards at \$66 List per yard) to the regular list price.

If laboratory certification is required for a specific style and upholstery combination, the following costs to the requesting party will apply:

- \$1,000 NET for testing and transportation of sample
- Cost of test sample including appropriate upcharge as outlined above.

An additional 6 weeks will be added to the standard lead time for products requiring testing.

For more information and California Technical Bulletin #133 pricing, please contact your HPFI Customer Service Representative.

## ALL CHAIRS INCLUDE PNEUMATIC SEAT HEIGHT ADJUSTMENT

### SWIVEL SEATING



#### Swivel Tilt

- Swivels 360° and seat/back tilts as one unit
- Tilt pivot point located at top of column
- Adjustable tilt tension

#### Standard:

All Swivel Seating

#### Except:

- Basic (BM) Mechanism
- Cheetah/500



#### Knee Tilt with Tilt Lock

- Increased reclining comfort; feet rest flat on floor when reclining
- Tilt pivot point located toward front seat edge/knees
- Adjustable tilt tension
- Swivels 360° and seat/back tilt as one unit
- Adds 2" to chair height

#### Standard:

1231/1237  
181

#### Optional:

Leaders, Scoop, 1200, 1400, Trifecta, Quick Silver, 3900, Traditional, Scoop Traditional, Value Traditional

### FAST CATS COLLECTION



#### Full Feature (FM) & Seat Slider (FMSS) Mechanisms (FM) & (FMSS) Available:

- Back angle adjustment, forward seat tilt, tilt lock
- Adjustable back height and arm width
- Seat Slider (FMSS) includes all functions of (FM) mechanism above plus: Seat slides forward/back to adjust seat depth

Panther 330s  
Jaguar 320s



#### Synchro Tilt (YM) Mechanism

- 360° swivel tilt
- Back reclines at 2:1 ratio to seat angle. Allows user to recline while keeping seat cushion relatively level
- Tilt lock
- Adjustable tilt tension

#### Standard:

Nexstep Swivel Chairs

#### (YM) Available:

Panther 330s



#### Adjustable Back Height

- Raise/lower back for individual comfort
- Lift back to engage mechanism

#### Standard:

Full-Feature (FM) Mechanism  
SynchroTilt (YM) Mechanism  
621, 627

#### Optional:

Basic (BM) Mechanism  
Standard Upgrade (SM) Mechanism

#### Adjustable Seat Depth

- Back adjusts forward/back for individual comfort
- J-bar slides in/out of mechanism when knob loosened

#### Standard:

Basic (BM) Mechanism  
Standard (SM) Upgrade Mechanism

#### \*NOT AVAILABLE:

Full-Feature (FM) Mechanism  
SynchroTilt (YM) Mechanism



#### Adjustable Width Arms

- Adjusts left/right for individualized seat width comfort
- Loosen knob under seat that secures arm upright

#### Standard:

186, Cougar, Panther, Jaguar, Cheetah and Extended-Height Chairs with adjustable height arms.



#### Back Angle Adjustment

- Provides optimum lumbar support and extended range of motion
- Locks into position for hands free comfort.
- Relieves back pressure

#### Standard:

Full-Feature (FM) Mechanism  
621, 627



#### Forward Seat Tilt

- Releases seat to tilt forward during computer sessions
- Feet remain flat on floor and thighs in non-restrictive, horizontal position
- Relieves back pressure
- Further extends range of motion

#### Standard:

Full-Feature (FM) Mechanism  
621, 627



#### Tilt Lock

- Secures chair in position

#### Standard:

Full-Feature (FM) Mechanism  
621, 627

### CASTER OPTIONS

High Point seating features standard dual-wheel carpet casters applicable to most business environments. Also available are:

#### Self-Locking Casters

Casters lock in place when seated. Excellent for Genesis Team chairs and Ottomans. Specify **S** on the order and add \$80 List upcharge per unit. **Example:** 6400S

#### Braking Casters

Inhibit movement when chair is vacant. Specify **B** on the order and add \$30 List upcharge per unit. **Example:** 1211B

#### Hard-Floor Casters

Casters enhance grip on smooth floors, such as vinyl and tile. Specify **H** on the order and add \$19 List upcharge per unit. **Example:** 1641H

#### Glides

Swivel chairs with 5-prong base can be ordered with glides to replace casters at no additional charge. Specify by adding **-GL** at end of model number. **Example:** 1271-GL

## FINISHES

The various finish combinations available for each chair model are specified by a wood finish code suffix. Wood finishes are available as noted on each page of the price list. The following legend for the wood finish code is listed at the bottom of each page of chair models available with wood finishes.

### WOOD FINISH CODES

- AP (Aspen)
- WC (Windsor Cherry)
- FM (Natural)
- MAH (Mahogany)
- MOB (Moab)
- NOK (Natural Oak)
- OAK (Medium Oak)
- PW (Pearwood)
- WAL (Walnut)
- HCY (Honey Cherry)
- BLK (Black)
- RM (Rouge Mahogany)
- C (Honey Cherry)
- ESP (Espresso)
- CCY (Classic Cherry)

When ordering, please specify the quantity of each model, the complete model number, followed by a dash, the wood finish code, followed by the fabric name and fabric number. Example: To order 15 of model 1621 in a Windsor Cherry finish in Prism 742 Ocean fabric, your order should read:

QTY	MODEL	WOOD FINISH	FABRIC NAME	FABRIC NUMBER
15	1621	WC	Ocean	742

Specifications of the finishes available at no additional charge with our various wood types are as follows:

1. On chairs with exposed wood parts of kiln dried maple and other similar hardwoods, the following finishes are available at no additional charge:
  - A. **Aspen** - a fade resistant beige stain with a medium gloss lacquer top coat. Specify Wood Finish Code AP.
  - B. **Windsor Cherry** - a fade resistant red-brown cherry stain with a medium gloss lacquer top coat. Specify Wood Finish Code WC.
  - C. **Mahogany** - a fade resistant mahogany stain with a medium gloss lacquer top coat. Specify Wood Finish Code MAH.
  - D. **Walnut** - a fade resistant walnut stain with a medium gloss lacquer top coat. Specify Wood Finish Code WAL.
2. On chairs with exposed wood parts of kiln dried genuine oak and other similar hardwoods, the following finishes are available at no additional charge:
  - A. **Natural Oak** - a clear, medium gloss lacquer top coat. Specify Wood Finish Code NOK.
  - B. **Medium Oak** - a fade resistant medium-brown oak stain with a medium gloss lacquer top coat. Specify Wood Finish Code OAK.
3. Special finishes can be accommodated. Please call our customer support department for pricing and lead time. Due to special handling, a special finish charge at \$100 one-time net is required.

- E. **Natural** - a clear lacquer gloss top coat. Specify Wood Finish Code FM.
- F. **Pearwood** - a fade resistant pearwood stain with a medium gloss lacquer top coat. Formulated to match our cherry laminate casegood finish. Specify Wood Finish Code PW.
- G. **Honey Cherry** - a fade resistant orange-brown cherry stain with a medium gloss lacquer top coat. Formulated to match our Honey Cherry veneer casegoods. Specify Wood Finish Code HCY.
- H. **Black** - a fade resistant black stain with a low-gloss lacquer top coat. Specify Wood Finish Code BLK.
- I. **Moab** - a fade resistant medium-brown stain with a medium-gloss top coat. Specify Wood Finish Code MOB.
- J. **Rouge Mahogany** - multi-step red/brown finish with high-gloss top coat matching veneer casegoods. Specify Wood Finish Code RM.
- K. **Honey Cherry** - multi-step orange/brown finish with high-gloss top coat matching veneer casegoods. Specify Wood Finish Code C.
- L. **Espresso** - a fade resistant dark Walnut stain with a medium gloss lacquer top coat. Specify wood Finish Code ESP.
- M. **Classic Cherry** - a fade resistant Cherry stain with a medium gloss lacquer top coat. Specify wood Finish Code CCY.

PLEASE NOTE: Variations in wood color and grain pattern, contribute to the natural beauty of wood. The natural characteristics of the different species of wood, add to the distinctiveness of furniture and cannot be considered defects.

Examples of natural characteristics; pitch pockets (which are common in fruit woods such as cherry), appear as a dark spot in the grain that may not always completely accept finishing materials, darkness of end-grain on the edges of desktops, color variation of growth ring commonly called "tiger striping", slight variations in color from piece to piece.

All real wood products exhibit a certain amount of color variation when finished. This color variation is most often caused by the natural difference of initial color of the raw wood. This initial color, as with many other of the characteristics of real wood, is naturally occurring and contributes to the beauty of the finished product. These color variations are more noticeable in light colored woods finished with a clear lacquer finish. We strive to control variations in color as much as practical, however, slight variations are not defects.

## DIMENSIONS

All size dimensions are nominal and subject to change. If you must have exact dimensions, please contact your Customer Service Representative. Worksurface dimensions will vary due to edge profile treatment. Always measure actual top before ordering glass or other cover to fit tops.



## FABRICS

Our patterns offer the best in appearance, durability, and value. Please refer to the seating warranty section on page 6 for more information. Fabrics are ordered as soon as we receive your order. Therefore no cancellations or changes are allowed once your order is received and the fabrics are ordered. Please let your customer know this when they are making their fabric selections.

### A. FABRIC INTRODUCTION

Even though the fiber industry has not developed any totally new fibers in the past decade, researchers are making strides in the blending and finishing of fibers to produce new aesthetic qualities and enhancing existing performance characteristics. Man-made fibers such as acrylic, olefin, polyester and nylon have achieved new levels of performance with current changes necessitating a true evaluation of each fabric on its own merit. Do not assume that a specific fabric is always the best. Consult the test results on the reverse side of the fabric card and evaluate its performance for your particular application. HPFI chooses only those fabrics that attain the upper portion of the durability spectrum.

### B. FABRIC TESTING TERMS

- Surface Abrasion** - The degree to which a fabric is able to withstand surface wear, rubbing, chafing, and other friction forces.  
Light Duty Fabrics – 3,000 cycles (double rubs)  
Medium Duty Fabrics – 9,000 cycles (double rubs)  
Heavy Duty Fabrics – 15,000 cycles (double rubs)
- Crocking** - The degree of resistance of material to change color characteristics, or transfer its color to other materials in any environment during the life of the fabric.
- Tear Strength** - The force necessary to tear a fabric, usually expressed in pounds or in grams. The most commonly used method for determination of tear strength is the ELEMENDORF tear test procedure.
- Tensile Strength** - The actual number of pounds of resistance that a fabric will give to a breaking machine before the material is broken.
- Fadometer/Color Fastness** - The fadometer (light) test determines the resistance of a specific fabric color to prolonged exposure to sunlight utilizing a water-cooled xenon lamp fading apparatus for simulation. The color fastness test determines the degree of color retention and change in shade (or lack of) during the normal life of the fabric.
- Fire Retardant** - Fabrics treated with special chemical agents or finishes to make them retardant or resistant to burning. Today, many fabrics achieve this property by using fibers that have this property built directly into the polymer. Fire retardant coatings or specifications vary according to code requirement. Please consult fabric specifications

listed with each pattern in upholstery catalog for specific code acceptability.

- Dupont Teflon® Fabrics Protector** is a durable fluorochemical that guards against spills, stains and soiling, and is always professionally applied. Dupont Teflon® keeps stains from penetrating fibers, so oil and water based stains can be blotted up quickly and dust and dry soil can be easily wiped away. Immediate clean up is required to prevent staining.

### C. FIRE RETARDANT PRODUCTS & SPECIAL CODES

- Treatment or finishing of fabrics has become varied and complicated because many states and municipalities have developed their own criteria for fire retardant coverings. Although attempts have been made to offer a fabric which will pass as many of these codes as a group (e.g. Boston Fire Dept. Std., The Port Authority of N.Y. and N.J., and Calif. Bulletin 117-E), it may be necessary to specifically treat a fabric for a special code. If special treatment is required, or if treatment of a current fabric offered by HPFI to meet a certain code is required, please contact our Customer Service Department for costing.
- Consult specifications in upholstery catalog for pertinent fire code ratings and specifications, or request a specification sheet from our Customer Service Department.
- Please remember that a fire retardant fabric isn't fireproof or flameproof. The purpose of the retardant finish is to make fabrics flame resistant to provide time for egress.
- California Technical Bulletin #133 requires heightened levels of flammability resistance and special testing. High Point offers a wide range of seating tested to Cal 133. Contact customer service for more information.

### D. CLEANING CODES:

- Each fabric offered by HPFI has a cleaning code letter, assigned by the fabric manufacturer for a specific pattern, and listed on the swatch card. The cleaning codes are as follows:  
**W** - Water based cleaners may be used.  
**S** - Solvent based cleaners may be used.  
**WS** - Water or solvent based cleaners may be used.  
**X** - Do not use any cleaning fluids.
- To prevent overall soiling, frequent vacuuming or light brushing to remove dust and grime is recommended.
- Always pre-test a small inconspicuous area before proceeding to remove the stain.

### VINYLS

**Vinyl Introduction:** Vinyl coverings are normally 100% virgin vinyl (a synthetic formulation) supported by a man-made backing, sometimes textured and then surface finished or capped with a chemical film. Vinyl can be formulated to enhance its resistance to bacteria, flammability, discoloration, abrasion and chemical attack. Consult the technical

information on the back of the vinyl swatch cards to choose the desired characteristics for the environmental setting in which the seating units will be used.

**Vinyl Protection:** Periodic cleaning of the vinyl by washing with lukewarm water and a mild soap will prevent hardening, cracking and peeling due to body oils and oil products used for grooming. Clean with wet sponge and dry with dampened cloth or sponge. Certain commercially available products clean routine spills effectively.

### LEATHERS

**Leather Introduction:** Leather, by virtue of its natural inherent beauty, warmth and durability, creates aesthetic appeal for those individuals desiring the very finest in office seating. The exclusive use of top grain cowhides by HPFI in Grade L, assures the customer of genuine leather as opposed to split or bonded leather substitutes. The growth marks and healed scars which occur during the animals' lifetime give leather its distinguishing "signature". These signatures will appear on the chair leather, assuring the customer of the use of authentic top grain hides. Genuine top grain leather mellows with age and gains a quality and value which is unlike any man-made substitute.

**Full and Top Grain Leather vs. Split Leather:** When the hide is separated from the animal, it can be as much as 3/4" thick. A splitting machine then splits the hide into layers of desired thickness. Only the first cut is used in HPFI chairs, insuring maximum strength and beauty of the product. To remove spots and spills, wipe excess liquid up immediately with a clean absorbent cloth or sponge. If necessary, use clean lukewarm water only and let air dry naturally. If water is used, clean the entire area where the spot occurred. An example would be the entire seat cushion or entire arm. DO NOT dry wet areas with hair dryers, etc. For butter, oil or grease, wipe excess butter, oil or grease off the leather with a clean dry cloth, then leave it alone as the spot should dissipate into the leather in a short period of time. DO NOT apply water or try to wash such spots.

**Please Note:** These are recommended or suggested methods of cleaning. The manufacturer is not responsible for damage incurred while cleaning.

## COM FABRICS/COL LEATHER (CUSTOMER'S OWN MATERIAL)

Special upholstery material furnished to the company by the customer receives special processing. Prior to HPFI accepting any COM orders, a COM fabric sample and the Authorization Request Form (see page 318) must be submitted to HPFI for yardage requirements. Once this form is returned to you, you can order your upholstery to be sent to HPFI.

Any orders received without accompanying fabric will be entered and acknowledged with an open shipping date until fabric is received.

### Inquiries should be sent to:

HPFI  
COM/COL - Customer Service  
1104 Bedford St.  
High Point, NC 27263  
P: (800) 447-3462  
F: (800) 231-6784  
info@hpfi.com

### A. COM/COL Shipping Address

Ship all COM/COL fabrics and leather prepaid to:

HPFI  
COM/COL - Customer Service  
1104 Bedford St.  
High Point, NC 27263

Make sure a copy of the COM/COL order form is attached to the fabric (see page 318). CODs not accepted on customer's own material (COM) or customer's own leather (COL).

### B. General COM/COL Information:

1. Do not fold either fabric or leather for shipment. All fabric and leather must be rolled on a cardboard tube for shipment to HPFI. Folded fabric or leather may sustain permanent creasing, rendering it unsuitable for upholstery purposes. HPFI will not apply creased goods to any upholstered item(s).
2. For specific yardage requirement for large repeats or large orders, send memo sample with COM/COL order form request (page 318) to the address above. Chair models and quantities are required. A timely reply will be forwarded with yardage required.
3. COM orders are billed at Grade 2 price.
4. COL orders are billed at Grade 3 price.

### C. Warranty and Application of COM/COL Coverings:

1. Upholstery coverings received from the vendor or customer for COM/COL applications are not covered by any warranties expressed or implied by HPFI including but not limited to wearability light fastness or tailoring.
2. While we make every effort to check and cut COM material in the most appropriate manner, claims for flaws, insufficient yardage, discrepancies in the fabric, imperfections in the material, dye lot variations, or wearing quality of material furnished by the customer cannot be honored.

### D. COM/COL Shipping Dates:

1. If an acknowledged order contains both regular and COM/COL units on the same order, the order will be processed with an open ship date. Once the COM/COL fabric is received, standard lead times will apply to the entire order.

## FABRIC COMBINATIONS

Many seating items may be selected with multiple upholstery covers on a single unit, such as vinyl arms and fabric seat/back or solid color fabric arms with pattern fabric seat/back. HPFI can accommodate these special requests as outlined below.

- A. Indicate clearly on original order the combination of desired fabrics as follows:
  - Chair Model
  - Finish (if applicable)
  - Seat fabric
  - Back fabric
  - Arm fabric

If seat/back will be same fabric, order can list it as such.
- B. Be certain to provide complete description of fabrics/vinyls, including pattern name, color name, and color number.
- C. Pricing is based on the below list price upcharges added to the highest grade fabric included on the piece.

**Two-Color Combinations** (Add upcharge to the highest fabric price grade featured on the unit.)

Chair	\$32 list
Club Chair/Recliner	\$53 list
Loveseat/Day Bed	\$74 list
Sofa	\$96 list

**Three-Color Combinations** (Add upcharge to the highest fabric price grade featured on the unit.)

Chair	\$53 list
Club Chair/Recliner	\$74 list
Loveseat/Day Bed	\$96 list
Sofa	\$138 list

- D. Combinations are available on standard and alliance program fabrics at standard lead time (not via Quick Ship). Combinations using COM fabrics may require additional lead time and must follow the COM order process.

## ERGONOMIC FEATURES & APPLICATIONS

Ergonomics, also referred to as Biotechnology of Human Engineering, is an applied science concerned with the characteristics of people that need to be considered in designing and arranging things that they use in order that people and things will interact more effectively, comfortably, and safely.

With respect to the office worker, ergonomics is applied to accommodate specific work postures that reduce or eliminate static loading of muscles, particularly in the neck, shoulder and lower back regions. These are the primary areas where musculo-skeletal illnesses occur, causing discomfort and pain.

In recent years we have, through the study of ergonomics, gained an increased understanding of the importance of prevention, in contrast to cure, for the seated individual. The result is new seating designs incorporating proper curvatures as well as individual adjustability. This seating construction has the following features and benefits:

- Front of seat is a “waterfall” shape - avoids restriction of circulation of blood in thighs and lower legs.
- Back support is designed with a compound curve to support lumbar vertebrae and help back hold a slightly forward arch. Fixed Lumbar Support has been incorporated into various chairs. Permanent fixed support allows proper passive ergonomic alignment of the skeletal frame.
- Seat cushion has only light but relatively firm padding so the buttocks can change pressure areas easily. Most seats are constructed with matrix support, as opposed to a platform (solid) seat pan. This increases comfort and works to reduce or eliminate pressure areas.
- Seat height is adjustable to accommodate both taller & shorter workers.
- Seat controls are designed to be able to adjust both back and seat for various positions and tasks.
- For safety, the chair bases have 5 prongs. This also makes movement easier.

As well as having all of the above features and benefits required to satisfy tasks that need to be performed. HPFI seating blends into the most discriminating office environment. Actuating paddles and knobs are positioned within easy reach from the seated position, and at the same time placed to avoid injury or inadvertent operation.

## BASES

### A. Wood Base:

A five prong steel understructure is continuously welded to a steel center hub for strength and durability. The center hub is equipped with a nylon hub liner to provide smooth and quiet swivel operation. Hardwood caps are secured to the steel understructure. **The base is furnished with a black metal sleeve and features black polyimide, non-abrasive, non-marking dual wheel casters.** These bases meet or exceed all BIFMA requirements. Optional additional casters are available.

### B. Low-Profile Base:

Optional Leaders base features 5-prong die-cast aluminum under structure. Flat hardwood caps are finished and affixed to under structure. Contemporary style. Meets or exceeds all BIFMA requirements.

### C. Black Nylon Base:

Black five prong base of reinforced nylon resin. The base features integrated two inch hooded dual wheel casters, which meet or exceed all BIFMA requirements.

**Please Note:** The black nylon five prong base can be substituted for a five prong wood base at no up charge.

**IMPORTANT:** When ordering a replacement base or casters, please list the seating model number and the date of purchase (if known), found on the manufacturer label under the upholstered item.

## PACKING

Prices quoted herein include packing. All items are packed one to a carton, except where indicated. All packing conforms to or exceeds minimum specifications as outlined in the Uniform Freight Classification.

We reserve the right to change or modify any of our products, pricing, or our packaging without notice.

## CUSTOMER INFORMATION

Account Number \_\_\_\_\_ Date \_\_\_\_\_  
 Dealer Name \_\_\_\_\_ Contact \_\_\_\_\_  
 Billing Address \_\_\_\_\_  
 City \_\_\_\_\_ State \_\_\_\_\_ Zip \_\_\_\_\_  
 Phone \_\_\_\_\_ Fax \_\_\_\_\_ Email \_\_\_\_\_

## FABRIC INFORMATION

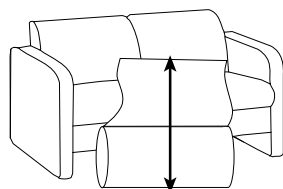
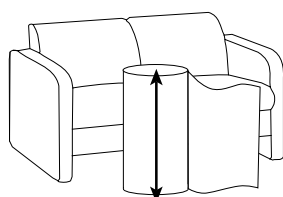
Mill/Supplier \_\_\_\_\_ Pattern Name \_\_\_\_\_ Style# \_\_\_\_\_  
 Color \_\_\_\_\_ Fabric Content \_\_\_\_\_  
 Description \_\_\_\_\_

Please circle either "Railroad" or "Topped" orientation

**Railroad**

**OR**

**Topped**



Check your COM memo sample for Railroad or Topped specification

### Repeat Size (in inches):

Vertical \_\_\_\_\_

Horizontal \_\_\_\_\_

- COM/COL orders will not be scheduled for production until all fabric has been received.
- COM is priced at Grade 2
- COL is priced at Grade 3
- Yardage requirements shown in price list are based on the use of non-directional fabric 54" wide applied in "Topped" orientation.

## ORDER INFORMATION

Fax completed form to 1-800-231-6784

QUANTITY	SEATING MODEL	DESCRIPTION	PO#

HPFI does not warranty quality assurance of COM/COL material. It is the responsibility of the supplier.  
 Please see Technical Specifications in HPFI Price Book.

### HPFI Use Only

**Fabric Authorization** - Fabric Approved

Fabric Not Approved

COM Yardage Requirement (Per Instructions) \_\_\_\_\_

Date \_\_\_\_\_ Signature \_\_\_\_\_

To help expedite your order, we recommend the COM supplier to include the following information on packing list:

1) Dealer Name

2) Purchase Order Number

HPFI c/o COM Coordinator

Ship Prepaid To: 1104 Bedford Street

High Point, NC 27263



## Oversized Comfort

Leaders chairs are designed and built for executive level style and comfort. With careful attention to detail, they are scaled for the executive office. Impressive in every environment.



Executive 101



Executive 121



Executive 141



Executive 161



Executive 4057



Executive 4178

## Design Details

- **Traditional**— *Period influenced styling with gooseneck, wingback and other classical styles*
- **Transitional**— *Large-scaled seating designed with comfort in mind. Recommended for larger, longer body types*
- **Contemporary**— *Square-pattern stitching is paired with oversize seat & back for unique and comfortable styling*

## Additional Options

- **Optional Knee Tilt**

### 101 EXECUTIVE SWIVEL, SPIDER BASE



- Generous seat width/depth
- Dual-composition cushioning
- Fully Upholstered
- Pneumatic lift
- Tilt tension adjustment
- Black, nylon reinforced spider base
- Black dual-wheel carpet casters

FREIGHT CLASS: 150  
CUBIC FT.: 26.0  
SHIP WT.: 68

27.5"W x 29"D x 43.5-46.5"H

St. Yardage: 4.5

OPTION	PRICE	CODE
<b>Knee Tilt Control</b>	100.00	<b>K</b>

CASTER	PRICE	CODE
<b>Self-Locking Casters</b>	85.00	<b>S</b>
<b>Braking Casters</b>	30.00	<b>B</b>
<b>Hard-Floor Casters</b>	19.00	<b>H</b>
<b>Glides</b>	NC	<b>GL</b>

#### ZONE PRICING

FABRIC GRADES	1	2	3
1	1714	1740	1765
2/COM	1827	1854	1882
3/COL	1938	1967	1996
4	2114	2146	2177
5	2496	2533	2571
L	2860	2903	2946

QS

### 101\_ EXECUTIVE SWIVEL, WOOD BASE



- Same description as above except:
- Two-tone, low-profile base with black die-cast aluminum structure
- Wood caps; specify finish designator

FREIGHT CLASS: 150  
CUBIC FT.: 26.0  
SHIP WT.: 68

27.5"W x 29"D x 43.5-46.5"H

St. Yardage: 4.5

OPTION	PRICE	CODE
<b>Knee Tilt Control</b>	100.00	<b>K</b>

CASTER	PRICE	CODE
<b>Self-Locking Casters</b>	85.00	<b>S</b>
<b>Braking Casters</b>	30.00	<b>B</b>
<b>Hard-Floor Casters</b>	19.00	<b>H</b>
<b>Glides</b>	NC	<b>GL</b>

1	1829	1856	1884
2/COM	1941	1970	1999
3/COL	2054	2085	2116
4	2229	2262	2296
5	2610	2649	2688
L	2976	3021	3065

QS

### 121 EXECUTIVE SWIVEL, SPIDER BASE



- Generous seat width/depth
- Dual-composition cushioning
- Fully upholstered
- Pneumatic lift
- Tilt tension adjustment
- Black, nylon reinforced spider base
- Black dual-wheel carpet casters

FREIGHT CLASS: 150  
CUBIC FT.: 26.0  
SHIP WT.: 73

27"W x 32"D x 43-47"H







St. Yardage: 5.25

OPTION	PRICE	CODE
<b>Knee Tilt Control</b>	100.00	<b>K</b>
<b>Edge Guard</b>	16.00	<b>E</b>

CASTER	PRICE	CODE
<b>Self-Locking Casters</b>	85.00	<b>S</b>
<b>Braking Casters</b>	30.00	<b>B</b>
<b>Hard-Floor Casters</b>	19.00	<b>H</b>
<b>Glides</b>	NC	<b>GL</b>

1	1848	1876	1903
2/COM	1979	2009	2038
3/COL	2110	2142	2173
4	2314	2349	2383
5	2757	2798	2840
L	3181	3229	3276




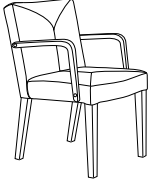


QS

				ZONE PRICING					
		FABRIC GRADES		1	2	3			
 <p><b>121_ EXECUTIVE SWIVEL, WOOD BASE</b></p> <ul style="list-style-type: none"> <li>• Same description as above except:</li> <li>• Two-tone, low-profile base with black die-cast aluminum structure</li> <li>• Wood caps; specify finish designator</li> </ul> <p>FREIGHT CLASS: 150                      CUBIC FT.: 26.0                      SHIP WT.: 73</p>	<p>27"W x 32"D x 43-47"H</p> <p>St. Yardage: 5.25</p>	OPTION	PRICE	CODE	1	1962	1991	2021	
		<b>Knee Tilt Control</b>	100.00	<b>K</b>		2/COM	2093	2124	2156
		<b>Edge Guard</b>	16.00	<b>E</b>		3/COL	2226	2259	2293
		CASTER	PRICE	CODE	4	2430	2466	2503	
		<b>Self-Locking Casters</b>	85.00	<b>S</b>		5	2873	2916	2959
		<b>Braking Casters</b>	30.00	<b>B</b>		L	3295	3344	3394
		<b>Hard-Floor Casters</b>	19.00	<b>H</b>					
		<b>Glides</b>	NC	<b>GL</b>					
 <p><b>191 EXECUTIVE SWIVEL, SPIDER BASE</b></p> <ul style="list-style-type: none"> <li>• Welt cord trim</li> <li>• Dual-composition cushioning</li> <li>• Fully upholstered</li> <li>• Pneumatic lift</li> <li>• Tilt tension adjustment</li> <li>• Black, nylon reinforced spider base</li> <li>• Black dual-wheel carpet casters</li> </ul> <p>FREIGHT CLASS: 150                      CUBIC FT.: 26.0                      SHIP WT.: 73</p>	<p>30.25"W x 31.5"D x 42.5-45.5"H</p> <p>St. Yardage: 6</p>	OPTION	PRICE	CODE	1	1328	1348	1368	
		<b>Knee Tilt Control</b>	100.00	<b>K</b>		2/COM	1500	1523	1545
		<b>Edge Guard</b>	16.00	<b>E</b>		3/COL	1639	1664	1688
		CASTER	PRICE	CODE	4	1878	1906	1934	
		<b>Self-Locking Casters</b>	85.00	<b>S</b>		5	2385	2421	2457
		<b>Braking Casters</b>	30.00	<b>B</b>		L	3213	3261	3309
		<b>Hard-Floor Casters</b>	19.00	<b>H</b>					
		<b>Glides</b>	NC	<b>GL</b>					
 <p><b>191_ EXECUTIVE SWIVEL, WOOD BASE</b></p> <ul style="list-style-type: none"> <li>• Same description as above except:</li> <li>• Two-tone, low-profile base with black die-cast aluminum structure</li> <li>• Wood caps; specify finish designator</li> </ul> <p>FREIGHT CLASS: 150                      CUBIC FT.: 26.0                      SHIP WT.: 73</p>	<p>30.25"W x 31.5"D x 42.5-45.5"H</p> <p>St. Yardage: 6</p>	OPTION	PRICE	CODE	1	1449	1471	1492	
		<b>Knee Tilt Control</b>	100.00	<b>K</b>		2/COM	1622	1646	1671
		<b>Edge Guard</b>	16.00	<b>E</b>		3/COL	1760	1786	1813
		CASTER	PRICE	CODE	4	1999	2029	2059	
		<b>Self-Locking Casters</b>	85.00	<b>S</b>		5	2506	2544	2581
		<b>Braking Casters</b>	30.00	<b>B</b>		L	3334	3384	3434
		<b>Hard-Floor Casters</b>	19.00	<b>H</b>					
		<b>Glides</b>	NC	<b>GL</b>					
 <p><b>141 EXECUTIVE SWIVEL, SPIDER BASE</b></p> <ul style="list-style-type: none"> <li>• Generous seat width/depth</li> <li>• Dual-composition cushioning</li> <li>• Fully upholstered</li> <li>• Pneumatic lift</li> <li>• Tilt tension adjustment</li> <li>• Black, nylon reinforced spider base</li> <li>• Black dual-wheel carpet casters</li> </ul> <p>FREIGHT CLASS: 150                      CUBIC FT.: 21.0                      SHIP WT.: 61</p>	<p>26.5"W x 31"D x 41.5-45.5"H</p> <p>St. Yardage: 4.5</p>	OPTION	PRICE	CODE	1	1541	1564	1587	
		<b>Knee Tilt Control</b>	100.00	<b>K</b>		2/COM	1688	1713	1739
		<b>Edge Guard</b>	16.00	<b>E</b>		3/COL	1823	1850	1878
		CASTER	PRICE	CODE	4	2033	2063	2094	
		<b>Self-Locking Casters</b>	85.00	<b>S</b>		5	2497	2534	2572
		<b>Braking Casters</b>	30.00	<b>B</b>		L	3224	3272	3321
		<b>Hard-Floor Casters</b>	19.00	<b>H</b>					
		<b>Glides</b>	NC	<b>GL</b>					
 <p><b>141_ EXECUTIVE SWIVEL, WOOD BASE</b></p> <ul style="list-style-type: none"> <li>• Same description as above except:</li> <li>• Two-tone, low-profile base with black die-cast aluminum structure</li> <li>• Wood caps; specify finish designator</li> </ul> <p>FREIGHT CLASS: 150                      CUBIC FT.: 21.0                      SHIP WT.: 61</p>	<p>26.5"W x 31"D x 41-45"H</p> <p>St. Yardage: 4.5</p>	OPTION	PRICE	CODE	1	1655	1680	1705	
		<b>Knee Tilt Control</b>	100.00	<b>K</b>		2/COM	1803	1830	1857
		<b>Edge Guard</b>	16.00	<b>E</b>		3/COL	1937	1966	1995
		CASTER	PRICE	CODE	4	2148	2180	2212	
		<b>Self-Locking Casters</b>	85.00	<b>S</b>		5	2612	2651	2690
		<b>Braking Casters</b>	30.00	<b>B</b>		L	3339	3389	3439
		<b>Hard-Floor Casters</b>	19.00	<b>H</b>					
		<b>Glides</b>	NC	<b>GL</b>					
 <p><b>143 ARM CHAIR</b></p> <ul style="list-style-type: none"> <li>• Exposed legs and arms are solid hardwood</li> <li>• Specify wood finish</li> </ul> <p>FREIGHT CLASS: 300                      CUBIC FT.: 14.0                      SHIP WT.: 27</p>	<p>22.75"W x 26"D x 33.5"H</p> <p>St. Yardage: 2.5</p>	OPTION	PRICE	CODE	1	928	942	956	
		<b>Knee Tilt Control</b>	100.00	<b>K</b>		2/COM	1003	1018	1033
		<b>Edge Guard</b>	16.00	<b>E</b>		3/COL	1068	1084	1100
		CASTER	PRICE	CODE	4	1170	1188	1205	
		<b>Self-Locking Casters</b>	85.00	<b>S</b>		5	1377	1398	1418
		<b>Braking Casters</b>	30.00	<b>B</b>		L	1736	1762	1788
		<b>Hard-Floor Casters</b>	19.00	<b>H</b>					
		<b>Glides</b>	NC	<b>GL</b>					

ALL FOAM & FABRICS USED ARE CAL 117 APPROVED

**QS** indicates a Quick Ship item.

Quick Ship is not available on any item ordered with options.

	FABRIC GRADES	ZONE PRICING					
		1	2	3			
<b>144 ARMLESS SIDE CHAIR</b>  <ul style="list-style-type: none"> <li>Exposed legs are solid hardwood</li> <li>Specify wood finish</li> </ul> FREIGHT CLASS: 300 CUBIC FT.: 15.0 SHIP WT.: 25	19.5"W x 26"D x 33.5"H	St. Yardage: 2.5	1	893	906	920	
			2/COM	932	946	960	
			3/COL	1029	1044	1060	
			4	1125	1142	1159	
			5	1328	1348	1368	
			L	1679	1704	1729	
<b>161 EXECUTIVE SWIVEL, SPIDER BASE</b>  <ul style="list-style-type: none"> <li>Generous seat width/depth</li> <li>Dual-composition cushioning</li> <li>Fully upholstered</li> <li>Pneumatic lift</li> <li>Tilt tension adjustment</li> <li>Black, nylon reinforced spider base</li> <li>Black dual-wheel carpet casters</li> </ul> FREIGHT CLASS: 150 CUBIC FT.: 26.0 SHIP WT.: 63	27.25"W x 32"D x 42-45"H	St. Yardage: 4	1	1541	1564	1587	
	<b>OPTION</b>	<b>PRICE</b>	<b>CODE</b>	2/COM	1688	1713	1739
	<b>Knee Tilt Control</b>	100.00	<b>K</b>				
	<b>Edge Guard</b>	16.00	<b>E</b>	3/COL	1823	1850	1878
	<b>CASTER</b>	<b>PRICE</b>	<b>CODE</b>	4	2033	2063	2094
	<b>Self-Locking Casters</b>	85.00	<b>S</b>				
	<b>Braking Casters</b>	30.00	<b>B</b>	5	2497	2534	2572
<b>Hard-Floor Casters</b>	19.00	<b>H</b>	L	3224	3272	3321	
<b>Glides</b>	NC	<b>GL</b>					
<b>161 EXECUTIVE SWIVEL, WOOD BASE</b>  <ul style="list-style-type: none"> <li>Same description as above except:</li> <li>Two-tone, low-profile base with black die-cast aluminum structure</li> <li>Wood caps; specify finish designator</li> </ul> FREIGHT CLASS: 150 CUBIC FT.: 26.0 SHIP WT.: 63	27.25"W x 32"D x 42-45"H	St. Yardage: 4	1	1655	1680	1705	
	<b>OPTION</b>	<b>PRICE</b>	<b>CODE</b>	2/COM	1803	1830	1857
	<b>Knee Tilt Control</b>	100.00	<b>K</b>				
	<b>Edge Guard</b>	16.00	<b>E</b>	3/COL	1937	1966	1995
	<b>CASTER</b>	<b>PRICE</b>	<b>CODE</b>	4	2148	2180	2212
	<b>Self-Locking Casters</b>	85.00	<b>S</b>				
	<b>Braking Casters</b>	30.00	<b>B</b>	5	2612	2651	2690
<b>Hard-Floor Casters</b>	19.00	<b>H</b>	L	3339	3389	3439	
<b>Glides</b>	NC	<b>GL</b>					
<b>163 ARM CHAIR</b>  <ul style="list-style-type: none"> <li>Exposed legs and arms are solid hardwood</li> <li>Specify wood finish</li> </ul> FREIGHT CLASS: 300 CUBIC FT.: 14.0 SHIP WT.: 27	22.75"W x 26"D x 33.5"H	St. Yardage: 2.5	1	934	948	962	
			2/COM	1003	1018	1033	
			3/COL	1073	1089	1105	
			4	1170	1188	1205	
			5	1377	1398	1418	
			L	1736	1762	1788	
<b>164 ARMLESS SIDE CHAIR</b>  <ul style="list-style-type: none"> <li>Exposed legs are solid hardwood</li> <li>Specify wood finish</li> </ul> FREIGHT CLASS: 300 CUBIC FT.: 14.0 SHIP WT.: 25	19.5"W x 26"D x 33.5"H	St. Yardage: 2.5	1	893	906	920	
			2/COM	932	946	960	
			3/COL	1029	1044	1060	
			4	1125	1142	1159	
			5	1328	1348	1368	
			L	1679	1704	1729	
<b>4057 GOOSE NECK SWIVEL</b>  <ul style="list-style-type: none"> <li>Tufted seat and back</li> <li>Goose neck arms</li> <li>5-prong steel base with hardwood caps</li> <li>Pneumatic seat-height adjustment</li> <li>Standard swivel tilt</li> </ul> FREIGHT CLASS: 150 CUBIC FT.: 26.0 SHIP WT.: 58	25"W x 29"D x 42-46"H	St. Yardage: 3.5	1	1697	1722	1748	
	<b>OPTION</b>	<b>PRICE</b>	<b>CODE</b>	2/COM	1791	1818	1845
	<b>Knee Tilt Control</b>	100.00	<b>K</b>				
	<b>Edge Guard</b>	16.00	<b>E</b>	3/COL	1880	1908	1936
	<b>Non-Tufted Option</b>	NC	<b>NT</b>				
	<b>Upholstered Arm Caps</b>	114.00	<b>UA</b>	4	2007	2037	2067
	<b>CASTER</b>	<b>PRICE</b>	<b>CODE</b>	5	2314	2349	2383
<b>Self-Locking Casters</b>	85.00	<b>S</b>	L	2857	2900	2943	
<b>Braking Casters</b>	30.00	<b>B</b>					
<b>Hard-Floor Casters</b>	19.00	<b>H</b>					
<b>Glides</b>	NC	<b>GL</b>					

ALL FOAM & FABRICS USED ARE CAL 117 APPROVED

**QS** indicates a Quickship item

Quick Ship is not available on any item ordered with options.







FINISH SELECTION

NATURAL MAPLE **FM** | ASPEN **AP** | PEARWOOD **PW** | WINDSOR CHERRY **WC** | MAHOGANY **MAH** | MOAB **MOB** |  
ESPRESSO **ESP** | CLASSIC CHERRY **CCY** | WALNUT **WAL** | HONEY CHERRY **HCY** | ROUGE MAHOGANY **RM** | BLACK **BLK** |

SIN 711-18 **LEADER EXECUTIVE**

LEADER EXECUTIVE

		ZONE PRICING		
		1	2	3
<b>4078 WING BACK EXECUTIVE SWIVEL</b>  <ul style="list-style-type: none"> <li>• Tufted seat and back</li> <li>• Brass nail trim on arms and seat</li> <li>• 5-prong steel base with hardwood caps</li> <li>• Pneumatic seat-height adjustment</li> <li>• Standard swivel tilt</li> <li>• Black dual-wheel carpet casters</li> </ul> <p>FREIGHT CLASS: 150 CUBIC FT.: 26.0 SHIP WT.: 77</p>	29"W x 30"D x 41-45"H	St. Yardage: 5.75		
	<b>OPTION</b>	<b>PRICE</b>	<b>CODE</b>	
	<b>Knee Tilt Control</b>	100.00	<b>K</b>	
	<b>Edge Guard</b>	16.00	<b>E</b>	
	<b>No Brass Trim Option</b>	NC	<b>NB</b>	
	<b>Non-Tufted Option</b>	NC	<b>NT</b>	
	<b>CASTER</b>	<b>PRICE</b>	<b>CODE</b>	
	<b>Self-Locking Casters</b>	85.00	<b>S</b>	
	<b>Braking Casters</b>	30.00	<b>B</b>	
	<b>Hard-Floor Casters</b>	19.00	<b>H</b>	
<b>Glides</b>	NC	<b>GL</b>		
	<b>FABRIC GRADES</b>	<b>1</b>	<b>2</b>	<b>3</b>
		1543	1566	1589
	2/COM	1700	1726	1751
	3/COL	1842	1870	1897
	4	2059	2090	2121
	5	2551	2589	2628
	L	3446	3498	3549
<b>4178 JUDGE'S EXECUTIVE SWIVEL</b>  <ul style="list-style-type: none"> <li>• 5-prong steel base with hardwood caps</li> <li>• Pneumatic seat-height adjustment</li> <li>• Brass nail trim on arms and seat</li> <li>• Standard swivel tilt</li> <li>• Black dual-wheel carpet casters</li> </ul> <p>FREIGHT CLASS: 150 CUBIC FT.: 28.0 SHIP WT.: 79</p>	29"W x 32"D x 42-46"H	St. Yardage: 5.75		
	<b>OPTION</b>	<b>PRICE</b>	<b>CODE</b>	
	<b>Knee Tilt Control</b>	100.00	<b>K</b>	
	<b>Edge Guard</b>	16.00	<b>E</b>	
	<b>No Brass Trim Option</b>	NC	<b>NB</b>	
	<b>CASTER</b>	<b>PRICE</b>	<b>CODE</b>	
	<b>Self-Locking Casters</b>	85.00	<b>S</b>	
	<b>Braking Casters</b>	30.00	<b>B</b>	
	<b>Hard-Floor Casters</b>	19.00	<b>H</b>	
	<b>Glides</b>	NC	<b>GL</b>	
	<b>FABRIC GRADES</b>	<b>1</b>	<b>2</b>	<b>3</b>
		1637	1662	1686
	2/COM	1803	1830	1857
	3/COL	1951	1980	2010
	4	2178	2211	2243
	5	2690	2730	2771
	L	3630	3684	3739
<b>4277 EXTRA-HIGH BACK EXECUTIVE SWIVEL</b>  <ul style="list-style-type: none"> <li>• Tufted seat and back</li> <li>• Thickly padded foam seat</li> <li>• Brass nail head trim on arms and seat</li> <li>• 5-prong steel base with hardwood caps</li> <li>• Pneumatic seat-height adjustment</li> <li>• Black dual-wheel carpet casters</li> </ul> <p>FREIGHT CLASS: 150 CUBIC FT.: 27.0 SHIP WT.: 83</p>	28"W x 31"D x 48-52"H	St. Yardage: 5		
	<b>OPTION</b>	<b>PRICE</b>	<b>CODE</b>	
	<b>Knee Tilt Control</b>	100.00	<b>K</b>	
	<b>Edge Guard</b>	16.00	<b>E</b>	
	<b>No Brass Trim Option</b>	NC	<b>NB</b>	
	<b>Non-Tufted Option</b>	NC	<b>NT</b>	
	<b>CASTER</b>	<b>PRICE</b>	<b>CODE</b>	
	<b>Self-Locking Casters</b>	85.00	<b>S</b>	
	<b>Braking Casters</b>	30.00	<b>B</b>	
	<b>Hard-Floor Casters</b>	19.00	<b>H</b>	
<b>Glides</b>	NC	<b>GL</b>		
	<b>FABRIC GRADES</b>	<b>1</b>	<b>2</b>	<b>3</b>
		1575	1599	1622
	2/COM	1719	1745	1771
	3/COL	1848	1876	1903
	4	2046	2077	2107
	5	2488	2525	2563
	L	3298	3347	3397
<b>192_ EXECUTIVE SWIVEL</b>  <ul style="list-style-type: none"> <li>• Extra-high back</li> <li>• Thickly padded foam seat</li> <li>• Brass nail head trim on arms and seat</li> <li>• 5-prong steel base with hardwood caps</li> <li>• Pneumatic seat-height adjustment</li> <li>• Black dual-wheel carpet casters</li> </ul> <p>FREIGHT CLASS: 150 CUBIC FT.: 26.0 SHIP WT.: 83</p>	30"W x 31"D x 42.5-45"H	St. Yardage: 6		
	<b>OPTION</b>	<b>PRICE</b>	<b>CODE</b>	
	<b>Knee Tilt Control</b>	100.00	<b>K</b>	
	<b>Edge Guard</b>	16.00	<b>E</b>	
	<b>No Brass Trim Option</b>	NC	<b>NB</b>	
	<b>CASTER</b>	<b>PRICE</b>	<b>CODE</b>	
	<b>Self-Locking Casters</b>	85.00	<b>S</b>	
	<b>Braking Casters</b>	30.00	<b>B</b>	
	<b>Hard-Floor Casters</b>	19.00	<b>H</b>	
	<b>Glides</b>	NC	<b>GL</b>	
	<b>FABRIC GRADES</b>	<b>1</b>	<b>2</b>	<b>3</b>
		1401	1422	1443
	2/COM	1576	1600	1623
	3/COL	1716	1742	1767
	4	1954	1983	2013
	5	2464	2501	2538
	L	3289	3338	3388

ALL FOAM & FABRICS USED ARE CAL 117 APPROVED

**QS** indicates a Quick Ship item.

Quick Ship is not available on any item ordered with options.

## Go Fast with Fast Cats: Cougar

Elegant arched back sets **Cougar** apart from the pack. Cougar is available in executive and management models. Multifunction mechanism control adjusts position of chair components for active users.

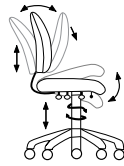
### Cougar Features

- Adjustable seat height, 4" range-Pneumatic
- Adjustable back height, 4" range — 6 positions
- Adjustable arm height, 3" range — 6 positions
- Seats slider adjusts seat depth to 2"
- Adjustable arm width, 4" range — 2" per arm
- Swivel/tilt with tilt lock
- Back angle adjustment
- Forward seat tilt and tilt lock

### Back Height Choices

- Executive 24.5" high back
- Management 22" high back

### Cougar Mechanism



**Multifunction Control** adjusts position of chair components for active users.

- Swivel, tilt and tilt lock
- Tilt tension adjustment
- Back angle adjustment
- Forward seat tilt adjustment with forward tilt lock



### Specifications

#### Overall

- Width 27"-31", Depth 25"-27"
- Height 37"-41" (Mgmt)
- Height 39"-43" (Exec)

#### Seat

- Width 20.75", Depth 20.25"
- Thickness 4"

#### Back

- Width 20" (Exec) 19" (Mgmt)
- Height 24-1/2" (Exec) 22" (Mgmt)
- Thickness 4"

#### Other

- Seat Height 19"-23"
- Arm Height from seat 7"-10"

### 621 EXECUTIVE SWIVEL



- Multifunction Mechanism
- Executive height back
- Standard seat slider travels 2"
- Ships fully assembled
- Nylon base with metal understructure

FREIGHT CLASS: 150  
CUBIC FT.: 23.0  
SHIP WT.: 66

27"W x 25.5"D x 39-43"H

St. Yardage: 2.8

OPTION	PRICE	CODE
<b>Upholstered Back</b>	59.00	<b>UB</b>
CASTER	PRICE	CODE
<b>Self-Locking Casters</b>	85.00	<b>S</b>
<b>Braking Casters</b>	30.00	<b>B</b>
<b>Hard-Floor Casters</b>	19.00	<b>H</b>
<b>Glides</b>	NC	<b>GL</b>

FABRIC GRADES	ZONE PRICING		
	1	2	3
1	808	820	832
2/COM	838	851	863
3/COL	869	882	895
4	933	947	961
5	1048	1064	1079
L	1235	1254	1272

### 627 MANAGEMENT SWIVEL WITH DUAL FUNCTION MECHANISM



- Multifunction Mechanism
- Management height back
- Standard seat slider travels 2"
- Ships fully assembled
- Nylon base with metal understructure

FREIGHT CLASS: 150  
CUBIC FT.: 21.0  
SHIP WT.: 64

27"W x 25.5"D x 37-41"H

St. Yardage: 2.8

OPTION	PRICE	CODE
<b>Upholstered Back</b>	59.00	<b>UB</b>
CASTER	PRICE	CODE
<b>Self-Locking Casters</b>	85.00	<b>S</b>
<b>Braking Casters</b>	30.00	<b>B</b>
<b>Hard-Floor Casters</b>	19.00	<b>H</b>
<b>Glides</b>	NC	<b>GL</b>

1	750	761	773
2/COM	781	793	804
3/COL	812	824	836
4	874	887	900
5	989	1004	1019
L	1177	1195	1212

**Go Fast with Fast Cats: Panther**

Go on the prowl with **Panther**. With numerous adjustments for back, seat and arms, Panther can be customized for maximum comfort and efficiency.

**Panther Features**

- Adjustable seat height, 5" range-Pneumatic
- Adjustable back height, 4" range — 6 positions
- Adjustable arm height, 3" range — 6 positions
- Adjustable arm width, 4" range — 2" per arm
- Tilt tension adjustment
- Curved loop arm design
- Contoured, molded foam
- Extra-wide seats & bases

**Back Height Choices**

- Executive 24" high back
- Management 20" high back

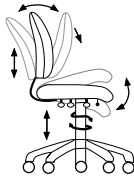
**Mechanism Choices**

**Full Function (FM)** Highest level of control for active users.

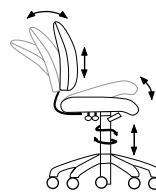
- Swivel, tilt and tilt lock
- Tilt tension adjustment
- Back angle adjustment
- Forward seat
- Tilt adjustment

**Synchro Tilt (YM)** Passive ergonomic support for users who prefer fewer levers.

- Swivel, tilt and tilt lock
- Tilt tension adjustment
- 2:1 ratio back-to-seat-angle adjustment as you recline



**Full-Feature Mechanism**



**Synchro-Tilt Mechanism**

**Specifications**

**Overall**

- Width 26"-30", Depth 24"

**Seat**

- Width 21", Depth 20", Thickness 3"

**Back**

- Width 19" (Exec) 17" (Mgmt)
- Height 24" (Exec) 20" (Mgmt)
- Thickness 3"

**Other**

- Seat Height 18"-23"
- Arm Height from seat 6"-8.5"
- Arm Height from floor 25" (Measured with seat/arms in lowest position)



**331 Panther Executive**

**Please Note: If CAL 133 specification is desired, call HPFI customer service for more information.**

**331FM30AL EXECUTIVE BACK WITH FULL FEATURE MECHANISM**

26"W x 24"D x 38-43"H

St. Yardage: 2.8

FABRIC GRADES	ZONE PRICING		
	1	2	3
1	949	963	977
2/COM	1004	1019	1034
3/COL	1048	1064	1079
4	1132	1149	1166
5	1301	1321	1340
L	1543	1566	1589

- 24" High Back
  - Full-Feature Mechanism
  - Adjustable Loop arms
  - Can ship via ground service
  - Requires assembly
- FREIGHT CLASS: 100  
CUBIC FT.: 11.0  
SHIP WT.: 54



OPTION	PRICE	CODE
<b>Metal Base</b>	59.00	<b>MB</b>
<b>Chrome Base</b>	59.00	<b>CB</b>
<b>Memory Foam</b>	59.00	<b>MM</b>
<b>Upholstered Back Assembly</b>	59.00	<b>UB</b>
<b>Sliding Seat</b>	48.00	<b>A</b>
<b>Adjustable T Arm (Replace AL with AT)</b>	85.00	<b>SS</b>
	NC	<b>AT</b>
CASTER	PRICE	CODE
<b>Self-Locking Casters</b>	85.00	<b>S</b>
<b>Braking Casters</b>	30.00	<b>B</b>
<b>Hard-Floor Casters</b>	19.00	<b>H</b>
<b>Glides</b>	NC	<b>GL</b>

**331YM30AL EXECUTIVE BACK WITH SYNCHROTILT MECHANISM**

26"W x 24"D x 38-43"H

St. Yardage: 2.8

1	887	900	914
2/COM	942	956	970
3/COL	986	1001	1016
4	1070	1086	1102
5	1238	1257	1275
L	1481	1503	1525

- 24" High Back
  - Synchro Tilt Mechanism
  - Adjustable Loop arms
  - Can ship via ground service
  - Requires assembly
- FREIGHT CLASS: 100  
CUBIC FT.: 11.0  
SHIP WT.: 55



OPTION	PRICE	CODE
<b>Metal Base</b>	59.00	<b>MB</b>
<b>Chrome Base</b>	59.00	<b>CB</b>
<b>Memory Foam</b>	59.00	<b>MM</b>
<b>Upholstered Back Assembly</b>	59.00	<b>UB</b>
<b>Sliding Seat</b>	48.00	<b>A</b>
<b>Adjustable T Arm (Replace AL with AT)</b>	NC	<b>AT</b>
CASTER	PRICE	CODE
<b>Self-Locking Casters</b>	85.00	<b>S</b>
<b>Braking Casters</b>	30.00	<b>B</b>
<b>Hard-Floor Casters</b>	19.00	<b>H</b>
<b>Glides</b>	NC	<b>GL</b>

ALL FOAM & FABRICS USED ARE CAL 117 APPROVED

**QS** indicates a Quick Ship item. Quick Ship is not available on any item ordered with options.

### 330FM30AL MANAGEMENT BACK WITH FULL FEATURE MECHANISM



- 20" High Back
- Full-Feature Mechanism
- Adjustable Loop arms
- Can ship via ground service
- Requires assembly

FREIGHT CLASS: 100  
CUBIC FT.: 11.0  
SHIP WT.: 53



26"W x 24"D x 37-42"H

St. Yardage: 2.5

OPTION	PRICE	CODE
<b>Metal Base</b>	59.00	<b>MB</b>
<b>Chrome Base</b>	59.00	<b>CB</b>
<b>Memory Foam</b>	59.00	<b>MM</b>
<b>Upholstered Back</b>	59.00	<b>UB</b>
<b>Assembly</b>	48.00	<b>A</b>
<b>Sliding Seat</b>	85.00	<b>SS</b>
<b>Adjustable T Arm</b>	NC	<b>AT</b>
<b>(Replace AL with AT)</b>		
CASTER	PRICE	CODE
<b>Self-Locking Casters</b>	85.00	<b>S</b>
<b>Braking Casters</b>	30.00	<b>B</b>
<b>Hard-Floor Casters</b>	19.00	<b>H</b>
<b>Glides</b>	NC	<b>GL</b>

FABRIC GRADES	ZONE PRICING		
	1	2	3
1	936	950	964
2/COM	991	1006	1021
3/COL	1033	1048	1064
4	1119	1136	1153
5	1286	1305	1325
L	1490	1512	1535

### 330YM30AL MANAGEMENT BACK WITH SYNCHRO TILT MECHANISM



- 20" High Back
- Synchro Tilt Mechanism
- Adjustable Loop arms
- Can ship via ground service
- Requires assembly

FREIGHT CLASS: 100  
CUBIC FT.: 11.0  
SHIP WT.: 54



26"W x 24"D x 37-42"H

St. Yardage: 2.5

OPTION	PRICE	CODE
<b>Metal Base</b>	59.00	<b>MB</b>
<b>Chrome Base</b>	59.00	<b>CB</b>
<b>Memory Foam</b>	59.00	<b>MM</b>
<b>Upholstered Back</b>	59.00	<b>UB</b>
<b>Assembly</b>	48.00	<b>A</b>
<b>Adjustable T Arm</b>	NC	<b>AT</b>
<b>(Replace AL with AT)</b>		
CASTER	PRICE	CODE
<b>Self-Locking Casters</b>	85.00	<b>S</b>
<b>Braking Casters</b>	30.00	<b>B</b>
<b>Hard-Floor Casters</b>	19.00	<b>H</b>
<b>Glides</b>	NC	<b>GL</b>

1	874	887	900
2/COM	929	943	957
3/COL	971	986	1000
4	1057	1073	1089
5	1225	1243	1262
L	1429	1450	1472

ALL FOAM & FABRICS USED ARE CAL 117 APPROVED

**QS** indicates a Quickship item

Quick Ship is not available on any item ordered with options.

**Go Fast with Fast Cats: Jaguar**

Stay on task with **Jaguar**. Sleek and sturdy, these task chairs are ready to go anywhere with adjustable seat and back, black nylon base, and T-arm design.

**Jaguar Features**

- Adjustable seat height, 5" range-Pneumatic
- Adjustable back depth, 3" range
- Contoured, molded foam
- Extra-wide seats & bases

**Back Height Choices**

- Highback 20" high
- Midback 16" high

**Arm Choices**

- Adjustable T Arms
- 3" height-adjustment
- 4" width adjustment - 2" per arm
- Fixed T Arms
- Armless

**Please Note: If CAL 133 specification is desired, call HPFI customer service for more information.**

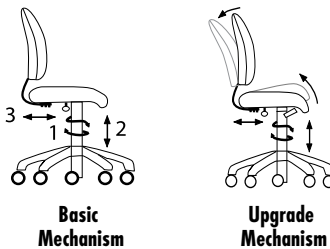
**Mechanism Choices**

**Basic Mechanism (BM)**

- 360° Swivel (No Tilt)
- Pneumatic lift
- Adjustable back depth

**Upgrade Mechanism (SM)**

- 360° Swivel
- Seat/Back tilts as one unit
- Pneumatic lift
- Adjustable back depth
- Tilt tension control



**Specifications**

**Overall**

- Depth 24", Height 35"-40"

**Seat**

- Width 21", Depth 20", Thickness 3"

**Back**

- Width 18"
- Height 20" (High) 16" (Med)
- Thickness 3"

**Other**

- Seat Height 18"-23"
- Arm Height from seat 6"-8"
- Arm Height from floor 25" (Measured with seat/arms in lowest position)



**320 Jaguar Midback**

**JAGUAR: Highback - Upgrade Mechanism:**

**321SM30AT HIGHBACK - UPGRADE MECHANISM**



- 20" High Back
  - Adjustable T arms
  - Can ship via ground service
  - Requires assembly
- FREIGHT CLASS: 100  
CUBIC FT.: 11.0  
SHIP WT.: 55

**QS**

26"W x 24"D x 37-42"H St. Yardage: 2.5

OPTION	PRICE	CODE
<b>Metal Base</b>	59.00	<b>MB</b>
<b>Chrome Base</b>	59.00	<b>CB</b>
<b>Memory Foam</b>	59.00	<b>MM</b>
<b>Adjustable Back Height</b>	59.00	<b>AB</b>
<b>Upholstered Back</b>	59.00	<b>UB</b>
<b>Assembly</b>	48.00	<b>A</b>
CASTER		
<b>Self-Locking Casters</b>	85.00	<b>S</b>
<b>Braking Casters</b>	30.00	<b>B</b>
<b>Hard-Floor Casters</b>	19.00	<b>H</b>
<b>Glides</b>	NC	<b>GL</b>

	ZONE PRICING		
	1	2	3
1	720	731	742
2/COM	776	788	799
3/COL	817	829	842
4	902	916	929
5	1071	1087	1103
L	1222	1240	1259

**321SM30T HIGHBACK - UPGRADE MECHANISM**



- 20" High Back
  - Fixed T arms
  - Can ship via ground service
  - Requires assembly
- FREIGHT CLASS: 100  
CUBIC FT.: 11.0  
SHIP WT.: 54

**QS**

25"W x 24"D x 37-42"H St. Yardage: 2.5

OPTION	PRICE	CODE
<b>Metal Base</b>	59.00	<b>MB</b>
<b>Chrome Base</b>	59.00	<b>CB</b>
<b>Memory Foam</b>	59.00	<b>MM</b>
<b>Adjustable Back Height</b>	59.00	<b>AB</b>
<b>Upholstered Back</b>	59.00	<b>UB</b>
<b>Assembly</b>	48.00	<b>A</b>
CASTER		
<b>Self-Locking Casters</b>	85.00	<b>S</b>
<b>Braking Casters</b>	30.00	<b>B</b>
<b>Hard-Floor Casters</b>	19.00	<b>H</b>
<b>Glides</b>	NC	<b>GL</b>

1	689	699	710
2/COM	743	754	765
3/COL	786	798	810
4	871	884	897
5	1039	1055	1070
L	1191	1209	1227

ALL FOAM & FABRICS USED ARE CAL 117 APPROVED

**QS** indicates a Quick Ship item. Quick Ship is not available on any item ordered with options.

### 321SM HIGHBACK - UPGRADE MECHANISM



- 20" High Back
- Armless
- Can ship via ground service
- Requires assembly

FREIGHT CLASS: 100  
CUBIC FT.: 11.0  
SHIP WT.: 49

QS

21"W x 24"D x 37-42"H

St. Yardage: 2.5

OPTION	PRICE	CODE
<b>Metal Base</b>	59.00	<b>MB</b>
<b>Chrome Base</b>	59.00	<b>CB</b>
<b>Memory Foam</b>	59.00	<b>MM</b>
<b>Adjustable Back Height</b>	59.00	<b>AB</b>
<b>Upholstered Back</b>	59.00	<b>UB</b>
<b>Assembly</b>	48.00	<b>A</b>
CASTER		
PRICE	CODE	
<b>Self-Locking Casters</b>	85.00	<b>S</b>
<b>Braking Casters</b>	30.00	<b>B</b>
<b>Hard-Floor Casters</b>	19.00	<b>H</b>
<b>Glides</b>	NC	<b>GL</b>

FABRIC GRADES	ZONE PRICING		
	1	2	3
1	595	604	613
2/COM	651	661	671
3/COL	693	703	714
4	779	791	802
5	947	961	975
L	1098	1114	1131

### JAGUAR: Highback - Basic Mechanism:

### 321BM30AT HIGHBACK - BASIC MECHANISM



- 20" High Back
- Adjustable T arms
- Can ship via ground service
- Requires assembly

FREIGHT CLASS: 100  
CUBIC FT.: 11.0  
SHIP WT.: 48

QS

26"W x 24"D x 37-42"H

St. Yardage: 2.5

OPTION	PRICE	CODE
<b>Metal Base</b>	59.00	<b>MB</b>
<b>Chrome Base</b>	59.00	<b>CB</b>
<b>Memory Foam</b>	59.00	<b>MM</b>
<b>Adjustable Back Height</b>	59.00	<b>AB</b>
<b>Upholstered Back</b>	59.00	<b>UB</b>
<b>Assembly</b>	48.00	<b>A</b>
<b>Full Feature Mechanism (Replace BM with FM)</b>	139.00	<b>FM</b>
CASTER		
PRICE	CODE	
<b>Self-Locking Casters</b>	85.00	<b>S</b>
<b>Braking Casters</b>	30.00	<b>B</b>
<b>Hard-Floor Casters</b>	19.00	<b>H</b>
<b>Glides</b>	NC	<b>GL</b>

1	689	699	710
2/COM	743	754	765
3/COL	786	798	810
4	871	884	897
5	1039	1055	1070
L	1191	1209	1227

### 321BM30T HIGHBACK - BASIC MECHANISM



- 20" High Back
- Fixed T arms
- Can ship via ground service
- Requires assembly

FREIGHT CLASS: 100  
CUBIC FT.: 11.0  
SHIP WT.: 47

QS

25"W x 24"D x 37-42"H

St. Yardage: 2.5

OPTION	PRICE	CODE
<b>Metal Base</b>	59.00	<b>MB</b>
<b>Chrome Base</b>	59.00	<b>CB</b>
<b>Memory Foam</b>	59.00	<b>MM</b>
<b>Adjustable Back Height</b>	59.00	<b>AB</b>
<b>Upholstered Back</b>	59.00	<b>UB</b>
<b>Assembly</b>	48.00	<b>A</b>
<b>Full Feature Mechanism (Replace BM with FM)</b>	139.00	<b>FM</b>
CASTER		
PRICE	CODE	
<b>Self-Locking Casters</b>	85.00	<b>S</b>
<b>Braking Casters</b>	30.00	<b>B</b>
<b>Hard-Floor Casters</b>	19.00	<b>H</b>
<b>Glides</b>	NC	<b>GL</b>

1	658	668	678
2/COM	713	724	734
3/COL	755	766	778
4	840	853	865
5	1009	1024	1039
L	1160	1177	1195

### 321BM HIGHBACK - BASIC MECHANISM



- 20" High Back
- Armless
- Can ship via ground service
- Requires assembly

FREIGHT CLASS: 100  
CUBIC FT.: 11.0  
SHIP WT.: 42

QS

21"W x 24"D x 37-42"H

St. Yardage: 2.5

OPTION	PRICE	CODE
<b>Metal Base</b>	59.00	<b>MB</b>
<b>Chrome Base</b>	59.00	<b>CB</b>
<b>Memory Foam</b>	59.00	<b>MM</b>
<b>Adjustable Back Height</b>	59.00	<b>AB</b>
<b>Upholstered Back</b>	59.00	<b>UB</b>
<b>Assembly</b>	48.00	<b>A</b>
<b>Full Feature Mechanism (Replace BM with FM)</b>	139.00	<b>FM</b>
CASTER		
PRICE	CODE	
<b>Self-Locking Casters</b>	85.00	<b>S</b>
<b>Braking Casters</b>	30.00	<b>B</b>
<b>Hard-Floor Casters</b>	19.00	<b>H</b>
<b>Glides</b>	NC	<b>GL</b>

1	564	572	581
2/COM	619	628	638
3/COL	662	672	682
4	748	759	770
5	915	929	942
L	1067	1083	1099

ALL FOAM & FABRICS USED ARE CAL 117 APPROVED

QS indicates a Quickship item

Quick Ship is not available on any item ordered with options.

**JAGUAR: Midback - Upgrade Mechanism:**

**320SM30AT MIDBACK - UPGRADE MECHANISM**



- 16" High Back
  - Adjustable T arms
  - Can ship via ground service
  - Requires assembly
- FREIGHT CLASS: 100  
CUBIC FT.: 11.0  
SHIP WT.: 53

QS

26"W x 24"D x 35-40"H

St. Yardage: 2.5

OPTION	PRICE	CODE
<b>Metal Base</b>	59.00	<b>MB</b>
<b>Chrome Base</b>	59.00	<b>CB</b>
<b>Memory Foam</b>	59.00	<b>MM</b>
<b>Adjustable Back Height</b>	59.00	<b>AB</b>
<b>Upholstered Back</b>	59.00	<b>UB</b>
<b>Assembly</b>	48.00	<b>A</b>
CASTER		
<b>Self-Locking Casters</b>	85.00	<b>S</b>
<b>Braking Casters</b>	30.00	<b>B</b>
<b>Hard-Floor Casters</b>	19.00	<b>H</b>
<b>Glides</b>	NC	<b>GL</b>

ZONE PRICING

FABRIC GRADES	1	2	3
1	679	689	699
2/COM	735	746	757
3/COL	778	790	801
4	863	876	889
5	1030	1045	1061
L	1170	1188	1205

**320SM30T MIDBACK - UPGRADE MECHANISM**



- 16" High Back
  - Fixed T arms
  - Can ship via ground service
  - Requires assembly
- FREIGHT CLASS: 100  
CUBIC FT.: 11.0  
SHIP WT.: 52

QS

25"W x 24"D x 35-40"H

St. Yardage: 2.5

OPTION	PRICE	CODE
<b>Metal Base</b>	59.00	<b>MB</b>
<b>Chrome Base</b>	59.00	<b>CB</b>
<b>Memory Foam</b>	59.00	<b>MM</b>
<b>Adjustable Back Height</b>	59.00	<b>AB</b>
<b>Upholstered Back</b>	59.00	<b>UB</b>
<b>Assembly</b>	48.00	<b>A</b>
CASTER		
<b>Self-Locking Casters</b>	85.00	<b>S</b>
<b>Braking Casters</b>	30.00	<b>B</b>
<b>Hard-Floor Casters</b>	19.00	<b>H</b>
<b>Glides</b>	NC	<b>GL</b>

1	647	657	666
2/COM	703	714	724
3/COL	746	757	768
4	830	842	855
5	999	1014	1029
L	1138	1155	1172

**320SM MIDBACK - UPGRADE MECHANISM**



- 16" High Back
  - Armless
  - Can ship via ground service
  - Requires assembly
- FREIGHT CLASS: 100  
CUBIC FT.: 11.0  
SHIP WT.: 47

QS

21"W x 24"D x 35-40"H

St. Yardage: 2.5

OPTION	PRICE	CODE
<b>Metal Base</b>	59.00	<b>MB</b>
<b>Chrome Base</b>	59.00	<b>CB</b>
<b>Memory Foam</b>	59.00	<b>MM</b>
<b>Adjustable Back Height</b>	59.00	<b>AB</b>
<b>Upholstered Back</b>	59.00	<b>UB</b>
<b>Assembly</b>	48.00	<b>A</b>
CASTER		
<b>Self-Locking Casters</b>	85.00	<b>S</b>
<b>Braking Casters</b>	30.00	<b>B</b>
<b>Hard-Floor Casters</b>	19.00	<b>H</b>
<b>Glides</b>	NC	<b>GL</b>

1	555	563	572
2/COM	612	621	630
3/COL	653	663	673
4	739	750	761
5	906	920	933
L	1046	1062	1077

**JAGUAR: Midback - Basic Mechanism:**

**320BM30AT MIDBACK - BASIC MECHANISM**



- 16" High Back
  - Adjustable T arms
  - Can ship via ground service
  - Requires assembly
- FREIGHT CLASS: 100  
CUBIC FT.: 11.0  
SHIP WT.: 46

QS

26"W x 24"D x 35-40"H

St. Yardage: 2.5

OPTION	PRICE	CODE
<b>Metal Base</b>	59.00	<b>MB</b>
<b>Chrome Base</b>	59.00	<b>CB</b>
<b>Memory Foam</b>	59.00	<b>MM</b>
<b>Adjustable Back Height</b>	59.00	<b>AB</b>
<b>Upholstered Back</b>	59.00	<b>UB</b>
<b>Assembly</b>	48.00	<b>A</b>
<b>Full Feature Mechanism (Replace BM with FM)</b>	139.00	<b>FM</b>
CASTER		
<b>Self-Locking Casters</b>	85.00	<b>S</b>
<b>Braking Casters</b>	30.00	<b>B</b>
<b>Hard-Floor Casters</b>	19.00	<b>H</b>
<b>Glides</b>	NC	<b>GL</b>

1	647	657	666
2/COM	703	714	724
3/COL	746	757	768
4	830	842	855
5	999	1014	1029
L	1138	1155	1172

### 320BM30T MIDBACK - BASIC MECHANISM



- 16" High Back
- Fixed T arms
- Can ship via ground service
- Requires assembly

FREIGHT CLASS: 100  
CUBIC FT.: 11.0  
SHIP WT.: 45



25"W x 24"D x 35-40"H

St. Yardage: 2.5

OPTION	PRICE	CODE
<b>Metal Base</b>	59.00	<b>MB</b>
<b>Chrome Base</b>	59.00	<b>CB</b>
<b>Memory Foam</b>	59.00	<b>MM</b>
<b>Adjustable Back Height</b>	59.00	<b>AB</b>
<b>Upholstered Back</b>	59.00	<b>UB</b>
<b>Assembly</b>	48.00	<b>A</b>
<b>Full Feature Mechanism (Replace BM with FM)</b>	139.00	<b>FM</b>
CASTER		
PRICE	CODE	
<b>Self-Locking Casters</b>	85.00	<b>S</b>
<b>Braking Casters</b>	30.00	<b>B</b>
<b>Hard-Floor Casters</b>	19.00	<b>H</b>
<b>Glides</b>	NC	<b>GL</b>

FABRIC GRADES	ZONE PRICING		
	1	2	3
1	617	626	636
2/COM	674	684	694
3/COL	715	726	736
4	800	812	824
5	968	983	997
L	1108	1125	1141

### 320BM MIDBACK - BASIC MECHANISM



- 16" High Back
- Armless
- Can ship via ground service
- Requires assembly

FREIGHT CLASS: 100  
CUBIC FT.: 11.0  
SHIP WT.: 40



21"W x 24"D x 35-40"H

St. Yardage: 2.5

OPTION	PRICE	CODE
<b>Metal Base</b>	59.00	<b>MB</b>
<b>Chrome Base</b>	59.00	<b>CB</b>
<b>Memory Foam</b>	59.00	<b>MM</b>
<b>Adjustable Back Height</b>	59.00	<b>AB</b>
<b>Upholstered Back</b>	59.00	<b>UB</b>
<b>Assembly</b>	48.00	<b>A</b>
<b>Full Feature Mechanism (Replace BM with FM)</b>	139.00	<b>FM</b>
CASTER		
PRICE	CODE	
<b>Self-Locking Casters</b>	85.00	<b>S</b>
<b>Braking Casters</b>	30.00	<b>B</b>
<b>Hard-Floor Casters</b>	19.00	<b>H</b>
<b>Glides</b>	NC	<b>GL</b>

1	523	531	539
2/COM	580	589	597
3/COL	621	630	640
4	707	718	728
5	876	889	902
L	1015	1030	1045



**Go Fast with Fast Cats: Cheetah**

In a fast-paced work environment, **Cheetah** will keep you moving.

**Cheetah Features**

- Adjustable seat height, 5" range-Pneumatic
- Adjustable back height, 2" range-Manual
- Adjustable back depth, 2" range
- Free float back angle adjustment
- 360° Swivel
- Resin back & seat pan
- Contoured, molded foam
- Extra-wide seats & bases

**Specifications**

**Overall**

- Width 24" (with arms), Depth 24" Height 32"-37"

**Seat**

- Width 20", Depth 18", Thickness 2.5"

**Back**

- Width 17", Depth 16.5", Thickness 2.5"

**Other**

- Seat Height 18"-23"
- Arm Height from seat 6.5"
- Arm Height from floor 23.5" (Measured with seat/arms in lowest position)


**Arm Choices**

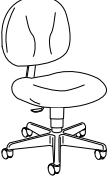
**Adjustable T Arms (AT)**

- 2.5" height adjustments (5 positions)
- 2" wide adjustment (1" per arm)

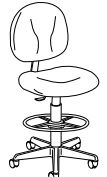


Armless Task Chair 500

CHEETAH: Standard Height:				ZONE PRICING																	
FABRIC GRADES				1	2	3															
<b>50050AT TASK CHAIR</b>	24"W x 24"D x 32-37"H	St. Yardage: 2		1	473	480	487														
	<ul style="list-style-type: none"> <li>• 17" High Back</li> <li>• 360° Swivel</li> <li>• Adjustable T arms</li> <li>• Can ship via ground service</li> <li>• Requires assembly</li> </ul>	<table border="1"> <thead> <tr> <th>CASTER</th> <th>PRICE</th> <th>CODE</th> </tr> </thead> <tbody> <tr> <td>Self-Locking Casters</td> <td>85.00</td> <td>S</td> </tr> <tr> <td>Braking Casters</td> <td>30.00</td> <td>B</td> </tr> <tr> <td>Hard-Floor Casters</td> <td>19.00</td> <td>H</td> </tr> <tr> <td>Glides</td> <td>NC</td> <td>GL</td> </tr> </tbody> </table>	CASTER	PRICE	CODE	Self-Locking Casters	85.00	S	Braking Casters	30.00	B	Hard-Floor Casters	19.00	H	Glides	NC	GL	2/COM	526	534	542
CASTER	PRICE	CODE																			
Self-Locking Casters	85.00	S																			
Braking Casters	30.00	B																			
Hard-Floor Casters	19.00	H																			
Glides	NC	GL																			
	FREIGHT CLASS: 100 CUBIC FT.: 11.0 SHIP WT.: 44		3/COL	572	581	589															
<b>QS</b>			4	650	660	670															
			5	817	829	842															
			L	970	985	999															

<b>500 ARMLESS TASK CHAIR</b>	20"W x 24"D x 32-37"H	St. Yardage: 2		1	372	378	383														
	<ul style="list-style-type: none"> <li>• Same description as above except:</li> <li>• Armless</li> </ul>	<table border="1"> <thead> <tr> <th>CASTER</th> <th>PRICE</th> <th>CODE</th> </tr> </thead> <tbody> <tr> <td>Self-Locking Casters</td> <td>85.00</td> <td>S</td> </tr> <tr> <td>Braking Casters</td> <td>30.00</td> <td>B</td> </tr> <tr> <td>Hard-Floor Casters</td> <td>19.00</td> <td>H</td> </tr> <tr> <td>Glides</td> <td>NC</td> <td>GL</td> </tr> </tbody> </table>	CASTER	PRICE	CODE	Self-Locking Casters	85.00	S	Braking Casters	30.00	B	Hard-Floor Casters	19.00	H	Glides	NC	GL	2/COM	419	425	432
CASTER	PRICE	CODE																			
Self-Locking Casters	85.00	S																			
Braking Casters	30.00	B																			
Hard-Floor Casters	19.00	H																			
Glides	NC	GL																			
	FREIGHT CLASS: 100 CUBIC FT.: 11.0 SHIP WT.: 36		3/COL	469	476	483															
<b>QS</b>			4	547	555	563															
			5	723	734	745															
			L	881	894	907															

CHEETAH: Extended Height:				ZONE PRICING																	
<b>59050AT EXTENDED-HEIGHT TASK CHAIR</b>	24"W x 24"D x 40-50"H	St. Yardage: 2		1	665	675	685														
	<ul style="list-style-type: none"> <li>• 360° Swivel</li> <li>• 10" vertical seat height adjustment (pneumatic)</li> <li>• 18" diameter foot ring</li> <li>• 10" vertical foot ring height adjustment (manual)</li> <li>• 2.5" height-adjustable arms</li> <li>• 2" arm width adjustment</li> <li>• Requires assembly</li> </ul>	<table border="1"> <thead> <tr> <th>CASTER</th> <th>PRICE</th> <th>CODE</th> </tr> </thead> <tbody> <tr> <td>Self-Locking Casters</td> <td>85.00</td> <td>S</td> </tr> <tr> <td>Braking Casters</td> <td>30.00</td> <td>B</td> </tr> <tr> <td>Hard-Floor Casters</td> <td>19.00</td> <td>H</td> </tr> <tr> <td>Glides</td> <td>NC</td> <td>GL</td> </tr> </tbody> </table>	CASTER	PRICE	CODE	Self-Locking Casters	85.00	S	Braking Casters	30.00	B	Hard-Floor Casters	19.00	H	Glides	NC	GL	2/COM	720	731	742
CASTER	PRICE	CODE																			
Self-Locking Casters	85.00	S																			
Braking Casters	30.00	B																			
Hard-Floor Casters	19.00	H																			
Glides	NC	GL																			
	FREIGHT CLASS: 100 CUBIC FT.: 12.0 SHIP WT.: 49		3/COL	768	780	791															
<b>QS</b>			4	843	856	868															
			5	1012	1027	1042															
			L	1166	1183	1201															

<b>590 EXTENDED-HEIGHT ARMLESS TASK CHAIR</b>	24"W x 24"D x 40-50"H	St. Yardage: 2		1	541	549	557														
	<ul style="list-style-type: none"> <li>• Same description as above except:</li> <li>• Armless</li> </ul>	<table border="1"> <thead> <tr> <th>CASTER</th> <th>PRICE</th> <th>CODE</th> </tr> </thead> <tbody> <tr> <td>Self-Locking Casters</td> <td>85.00</td> <td>S</td> </tr> <tr> <td>Braking Casters</td> <td>30.00</td> <td>B</td> </tr> <tr> <td>Hard-Floor Casters</td> <td>19.00</td> <td>H</td> </tr> <tr> <td>Glides</td> <td>NC</td> <td>GL</td> </tr> </tbody> </table>	CASTER	PRICE	CODE	Self-Locking Casters	85.00	S	Braking Casters	30.00	B	Hard-Floor Casters	19.00	H	Glides	NC	GL	2/COM	596	605	614
CASTER	PRICE	CODE																			
Self-Locking Casters	85.00	S																			
Braking Casters	30.00	B																			
Hard-Floor Casters	19.00	H																			
Glides	NC	GL																			
	FREIGHT CLASS: 100 CUBIC FT.: 11.0 SHIP WT.: 40		3/COL	647	657	666															
<b>QS</b>			4	721	732	743															
			5	891	904	918															
			L	1043	1059	1074															

ALL FOAM & FABRICS USED ARE CAL 117 APPROVED

**QS** indicates a Quick Ship item. Quick Ship is not available on any item ordered with options.

**Go Fast with Fast Cats: Lynx**

The **Lynx** collection offers comfort and value at an affordable price point. In addition to thousands of upholstery possibilities, Lynx is also available in three value-priced fabrics— blue, black & burgundy. Lynx chairs upholstered in these value fabrics can be ordered and shipped rapidly.

**Lynx Design Details**

- *Adjustable height T-arms*
- *Tilt tension adjustment*
- *Swivel Tilt-lock mechanism*
- *50mm twin-wheel carpet casters for easy maneuverability*
- *3 value-priced fabrics (Black, Blue & Burgundy)*
- *1,000s of additional upholsteries available*



407B Lynx

**407 LYNX CHAIR IN ANY UPHOLSTERY**



- Swivel tilt-lock mechanism
- Tilt tension adjustment
- Adjustable height T-arms
- 50mm twin-wheel carpet casters
- Available in any upholstery
- Requires assembly

FREIGHT CLASS: 100  
CUBIC FT.: 5.0  
SHIP WT.: 41

25"W x 26"D x 35-38.5"H

St. Yardage: 2.25

OPTION	PRICE	CODE
<b>Assembly</b>	48.00	<b>A</b>

FABRIC GRADES	ZONE PRICING		
	1	2	3
1	399	405	411
2/COM	430	436	442
3/COL	465	472	479
4	521	529	537
5	633	643	652

QS

**407B LYNX TASK CHAIR IN PROMOTIONAL BLUE FABRIC**



- Swivel tilt-lock mechanism
- Tilt tension adjustment
- Adjustable height T-arms
- 50mm twin-wheel carpet casters
- Requires assembly

FREIGHT CLASS: 100  
CUBIC FT.: 5.0  
SHIP WT.: 41

25"W x 26"D x 35-38"H

St. Yardage: n/a

OPTION	PRICE	CODE
<b>Assembly</b>	48.00	<b>A</b>

315 320 324

QS

**407C LYNX TASK CHAIR IN PROMOTIONAL BLACK FABRIC**



- Swivel tilt-lock mechanism
- Tilt tension adjustment
- Adjustable height T-arms
- 50mm twin-wheel carpet casters
- Requires assembly

FREIGHT CLASS: 100  
CUBIC FT.: 5.0  
SHIP WT.: 41

25"W x 26"D x 35-38"H

St. Yardage: n/a

OPTION	PRICE	CODE
<b>Assembly</b>	48.00	<b>A</b>

315 320 324

QS

**407R LYNX TASK CHAIR IN PROMOTIONAL BURGUNDY FABRIC**



- Swivel tilt-lock mechanism
- Tilt tension adjustment
- Adjustable height T-arms
- 50mm twin-wheel carpet casters
- Requires assembly

FREIGHT CLASS: 100  
CUBIC FT.: 5.0  
SHIP WT.: 41

25"W x 26"D x 35-38"H

St. Yardage: n/a

OPTION	PRICE	CODE
<b>Assembly</b>	48.00	<b>A</b>

315 320 324

QS

ALL FOAM & FABRICS USED ARE CAL 117 APPROVED

QS indicates a Quickship item

**Bravado: Big & Tall**

**Bravado** is built for executive comfort. With two models and styles— task chair or executive chair— **Bravado Big & Tall** will be a harmonious addition to traditional, transitional or contemporary environments.

**Warranty**

- 15 years for normal use
- 5 years for 24/7 use (186 task only)

**186 Task Details**

- Rated to 500 lbs.
- Built for 24/7 use
- Pneumatic seat-height adjustment
- Knee-tilt control standard
- 3" dual-wheel carpet casters

**181 Executive Traditional Details**

- Rated to 500 lbs.
- Pneumatic seat-height adjustment
- Knee-tilt control standard
- 3" dual-wheel carpet casters
- Optional Nailhead Trim
- Welt Trim on arms, seat and back
- Oversize steel base with wood cap



**Bravado Traditional Executive 181**



**Bravado Contemporary Task 186**

**181 TRADITIONAL BIG & TALL EXECUTIVE SWIVEL**



- Rated to 500 lbs.
- Oversize 28" 5-prong steel base with traditional wood caps
- Seat width 22"
- 3" dual-wheel carpet casters
- Welt trim on arms, seat and back
- Pneumatic seat-height adjustment
- Knee tilt control standard
- 15 year warranty
- Available in all seating finishes except Medium Oak OAK and Natural Oak NOK

FREIGHT CLASS: 150  
CUBIC FT.: 35.0  
SHIP WT.: 96



34.5"W x 27.5"D x 48-51"H

St. Yardage: 6

OPTION	PRICE	CODE
<b>Nailhead Trim</b>	55.00	<b>NH</b>

**ZONE PRICING**

FABRIC GRADES	1	2	3
1	2278	2312	2346
2/COM	2364	2399	2435
3/COL	2448	2485	2521
4	2590	2629	2668
5	2904	2948	2991
L	3440	3492	3543

**186 BIG AND TALL HIGH BACK EXECUTIVE SWIVEL**



- Max. overall 36.5" x 28 x 52"
- 26" High Back
- Synchro knee-action swivel tilt
- Adjustable T-arms (3" H and 2" W each arm)
- Rated to 500 lbs.
- Rated for 24/7 use.
- Seat: 23W x 21D
- Between arms 27-31.5" at bottom, 21-25.5" at arm caps
- Oversized 28" intensive use five-prong base
- 60mm heavy-duty casters
- Warranted 15 years (5 years for 24/7 use)
- Fully upholstered back standard

FREIGHT CLASS: 150  
CUBIC FT.: 34.0  
SHIP WT.: 90



32"W x 28"D x 47-52"H

St. Yardage: 4.5

1	1936	1965	1994
2/COM	1998	2028	2058
3/COL	2060	2091	2122
4	2185	2218	2251
5	2412	2448	2484
L	2781	2823	2864

ALL FOAM & FABRICS USED ARE CAL 117 APPROVED

**QS** indicates a Quickship item

## The Ultimate in Style & Comfort

The **Cirrus** collection offers the ultimate in comfort and style. The dual knit mesh backs provide a passive lumbar support that literally hugs your back. With easily adjustable height and width arms, the Executive and Management versions will adapt to practically any body size. A 5-position tilt-lock mechanism with tension adjustment is standard. A knee-tilt mechanism which moves the pivot point of the seat towards the front is also available. A unique, optional 6-position seat slider mechanism effectively extends the seat by 2.5<sup>2</sup> for those with longer legs.

**Please Note:** Mesh back and seat pan perimeter are available in three (3) colors: Black, Blue or Rouge. Black is standard and, therefore, does not require specification. To specify Blue or Rouge, add "B" for Blue or "R" for Rouge at the end of the model number.

## Cirrus Design Details

- *Passive lumbar knit mesh back*
- *Braking casters*
- *5 Position synchro-tilt mechanism*
- *Height/width adjustable or loop arms*

## Upholstery & Base Color Options

- *3 Standard Knit Colors (Black, Blue, Rouge)*
- *Choose from 3 standard or 6 custom knit colors combined with thousands of available upholsteries*
- *Bases available in chrome or black*



788 with loop arms  
781CB with chrome base

### 781 EXECUTIVE CHAIR, BLACK BASE



- Passive lumbar in knit mesh back
- Seat mimics back design
- Black back is standard
- Can be ordered with Blue or Rouge back
- Black five prong base with braking casters
- 5-position Synchro-tilt mechanism
- Height and width adjustable T-arms

FREIGHT CLASS: 150  
CUBIC FT.: 23.0  
SHIP WT.: 52



24-27.75"W x 32.5"D x 44.25-47.75"H St. Yardage: 1

OPTION	PRICE	CODE
Sliding Seat	85.00	SS

FABRIC GRADES	ZONE PRICING		
	1	2	3
1	924	938	952
2/COM	944	958	972
3/COL	963	977	992
4	993	1007	1022
5	1052	1068	1084
L	1164	1181	1199

### 781CB EXECUTIVE SWIVEL, CHROME BASE



- Passive lumbar in knit mesh back
- Seat mimics back design
- Black back is standard
- Can be ordered with Blue or Rouge back
- Chrome five prong base with braking casters
- 5-position Synchro-tilt mechanism
- Height and width adjustable T-arms

FREIGHT CLASS: 150  
CUBIC FT.: 23.0  
SHIP WT.: 54



24-27.75"W x 32.5"D x 44.25-47.75"H St. Yardage: 1

OPTION	PRICE	CODE
Sliding Seat	85.00	SS

1	1002	1017	1032
2/COM	1021	1037	1052
3/COL	1040	1056	1071
4	1070	1086	1102
5	1130	1147	1164
L	1241	1260	1279

### 787 MANAGEMENT SWIVEL, BLACK BASE



- Passive lumbar in knit mesh back
- Seat mimics back design
- Black back is standard
- Can be ordered with Blue or Rouge back
- Black five prong base with braking casters
- 5-position Synchro-tilt mechanism
- Height and width adjustable T-arms

FREIGHT CLASS: 150  
CUBIC FT.: 20.0  
SHIP WT.: 50



24-27.75"W x 32.5"D x 39.5-44.5"H St. Yardage: 1

OPTION	PRICE	CODE
Sliding Seat	85.00	SS

1	900	914	927
2/COM	919	933	947
3/COL	938	953	967
4	968	983	997
5	1028	1044	1059
L	1140	1157	1174

ALL FOAM & FABRICS USED ARE CAL 117 APPROVED

**QS** indicates a Quickship item

**787CB MANAGEMENT SWIVEL, CHROME BASE**



- Passive lumbar in knit mesh back
- Seat mimics back design
- Black back is standard
- Can be ordered with Blue or Rouge back
- Chrome five prong base with braking casters
- 5-position Synchro-tilt mechanism
- Height and width adjustable T-arms

FREIGHT CLASS: 150  
CUBIC FT.: 20.0  
SHIP WT.: 52

24-27.75"W x 32.5"D x 39.5-44.5"H St. Yardage: 1

OPTION	PRICE	CODE
<b>Sliding Seat</b>	85.00	<b>SS</b>

FABRIC GRADES	ZONE PRICING		
	1	2	3
1	978	993	1008
2/COM	998	1012	1027
3/COL	1017	1032	1047
4	1046	1062	1078
5	1106	1123	1139
L	1218	1236	1254

QS

**788 CONFERENCE CHAIR, BLACK BASE**



- Passive lumbar in knit mesh back
- Seat mimics back design
- Black back is standard
- Can be ordered with Blue or Rouge back
- Black five prong base with braking casters
- 5-position Synchro-tilt mechanism
- Loop arms

FREIGHT CLASS: 150  
CUBIC FT.: 20.0  
SHIP WT.: 54

25.75"W x 32.5"D x 39.5-44.5"H St. Yardage: 1

OPTION	PRICE	CODE
<b>Sliding Seat</b>	85.00	<b>SS</b>

1	848	861	874
2/COM	868	881	894
3/COL	887	900	913
4	916	930	944
5	976	991	1006
L	1088	1104	1120

QS

**788CB CONFERENCE CHAIR, CHROME BASE**



- Passive lumbar in knit mesh back
- Seat mimics back design
- Black back is standard
- Can be ordered with Blue or Rouge back
- Chrome five prong base with braking casters
- 5-position Synchro-tilt mechanism
- Loop arms

FREIGHT CLASS: 150  
CUBIC FT.: 20.0  
SHIP WT.: 56

25.75"W x 32.5"D x 39.5-44.5"H St. Yardage: 1

OPTION	PRICE	CODE
<b>Sliding Seat</b>	85.00	<b>SS</b>

1	898	912	925
2/COM	917	931	945
3/COL	936	950	965
4	966	981	995
5	1026	1042	1057
L	1138	1155	1172

QS

**783 GUEST CHAIR, BLACK BASE**



- Passive lumbar in knit mesh back
- Seat mimics back design
- Black back is standard
- Can be ordered with Blue or Rouge back
- Black cantilever base
- Loop arms

FREIGHT CLASS: 150  
CUBIC FT.: 20.0  
SHIP WT.: 37

25.75"W x 26.25"D x 37.5"H St. Yardage: 1

1	708	718	729
2/COM	723	733	744
3/COL	740	751	762
4	767	779	790
5	821	834	846
L	923	937	950

QS

## Stay Up-to-Date with NexStep

The **NexStep** collection of seating features the latest in seating materials and contemporary office styles. Featuring Air Grid mesh back material and breathable fabrics to help you keep your cool, NexStep seating includes executive, management, guest and a stacking arm chair.



## NexStep Details

- **751s**— *Leather Executive chairs with metal base in gunmetal finish. Air Grid mesh back. Optional headrest*
- **752s**— *Management chairs with Air Grid mesh fabric back and black frame.*
- **759s**— *Guest chairs with thickly padded contour seat and Air Grid mesh back.*
- **730s**— *Metal frame arm chairs. Select from stacking or sledbase models*

## Additional Features & Options

- *Optional fabric of your choice on seat*
- *Optional fabric of your choice on headrest—751 models only*
- *Upgrade to a dual density seat cushion for extra comfort*
- *Tilt-tension adjustment on swivel chairs*
- *Pneumatic seat-height adjustment on swivel chairs*
- *Ergonomically-shaped armrests*

**751 Executive & 752 Management**

### 733 4-LEG STACKING ARMCHAIR



- Stacks 8 high
  - Black metal frame
  - Choose any upholstery
  - Shipped 2 chairs per carton; price is per chair
- FREIGHT CLASS: 250  
CUBIC FT.: 15.0  
SHIP WT.: 45

QS

24.5"W x 24"D x 32"H

St. Yardage: 1.5

OPTION	PRICE	CODE
<b>Casters</b>	20.00	<b>C</b>

Single Pack Specifications:  
Freight Class: 300  
Cubes: 16  
Ship. Wt.: 28

FABRIC GRADES	ZONE PRICING		
	1	2	3
1	374	380	385
2/COM	391	397	403
3/COL	408	414	420
4	437	444	450
5	499	506	514
L	625	634	644

### 734 SLED BASE ARMCHAIR



- Easy-slide sled base
  - Black metal frame
  - Choose any upholstery
  - Will not stack
  - Ships 1 chair per carton
- FREIGHT CLASS: 300  
CUBIC FT.: 15.0  
SHIP WT.: 29

QS

24.5"W x 24"D x 32"H

St. Yardage: 1.5

1	374	380	385
2/COM	391	397	403
3/COL	408	414	420
4	437	444	450
5	499	506	514
L	625	634	644

### 751G EXECUTIVE CHAIR



- Same features as above except:
  - Choose any HPFI fabric for seat
  - Extra thick dual density foam
  - Ships fully assembled truck only
- FREIGHT CLASS: 150  
CUBIC FT.: 22.0  
SHIP WT.: 58

QS

28"W x 27.5"D x 40-44"H

St. Yardage: 1


CASTER	PRICE	CODE
<b>Self-Locking Casters</b>	85.00	<b>S</b>
<b>Braking Casters</b>	30.00	<b>B</b>
<b>Hard-Floor Casters</b>	19.00	<b>H</b>
<b>Glides</b>	NC	<b>GL</b>


1	1015	1030	1045
2/COM	1031	1046	1062
3/COL	1045	1061	1076
4	1076	1092	1108
5	1134	1151	1168


ALL FOAM & FABRICS USED ARE CAL 117 APPROVED


QS indicates a Quickship item


Quick Ship is not available on any item ordered with options.

			ZONE PRICING			
FABRIC GRADES			1	2	3	
<b>751 LEATHER EXECUTIVE CHAIR</b>	28"W x 27.5"D x 40-44"H	St. Yardage:	N/A	874	887	900
 <ul style="list-style-type: none"> <li>• Mesh back</li> <li>• Adjustable lumbar support</li> <li>• Black leather seat and back trim</li> <li>• 2-to-1 Synchro Tilt</li> <li>• Pneumatic lift</li> <li>• Height adjustable arms</li> <li>• Black with gunmetal steel base</li> <li>• Easy to assemble</li> <li>• Can ship via FedEx Ground</li> <li>• Maximum quantity for Quick Ship is 50</li> </ul> <p>FREIGHT CLASS: 100 CUBIC FT.: 7.0 SHIP WT.: 49</p>	<b>OPTION</b>	<b>PRICE</b>	<b>CODE</b>			
	<b>Assembly</b>	48.00	<b>A</b>			
	<b>CASTER</b>	<b>PRICE</b>	<b>CODE</b>			
	<b>Self-Locking Casters</b>	85.00	<b>S</b>			
	<b>Braking Casters</b>	30.00	<b>B</b>			
	<b>Hard-Floor Casters</b>	19.00	<b>H</b>			
	<b>Glides</b>	NC	<b>GL</b>			

<b>751GHR EXECUTIVE CHAIR, FABRIC SEAT &amp; HEADREST</b>	28"W x 27.5"D x 49-53"H	St. Yardage: 1	1	1110	1127	1143	
 <ul style="list-style-type: none"> <li>• Same features as 751 except:</li> <li>• Includes upholstered headrest</li> <li>• Choose any fabric for seat/headrest</li> <li>• Ships fully assembled by truck only</li> </ul> <p>FREIGHT CLASS: 150 CUBIC FT.: 26.0 SHIP WT.: 72</p>	<b>CASTER</b>	<b>PRICE</b>	<b>CODE</b>				
	<b>Self-Locking Casters</b>	85.00	<b>S</b>	2/COM	1918	1947	1976
	<b>Braking Casters</b>	30.00	<b>B</b>	3/COL	2033	2063	2094
	<b>Hard-Floor Casters</b>	19.00	<b>H</b>	4	2226	2259	2293
	<b>Glides</b>	NC	<b>GL</b>	5	2855	2898	2941


<b>752 MANAGEMENT CHAIR, FABRIC SEAT</b>	26.5"W x 26.5"D x 38-42"H	St. Yardage:	N/A	607	616	625
 <ul style="list-style-type: none"> <li>• Mesh back with passive lumbar support</li> <li>• 2-to-1 Synchro Tilt</li> <li>• Pneumatic lift</li> <li>• Height adjustable arms</li> <li>• Black Poly Base</li> <li>• Easy to assemble</li> <li>• Can ship via FedEx Ground</li> <li>• Maximum quantity for Quick Ship is 50</li> </ul> <p>FREIGHT CLASS: 100 CUBIC FT.: 6.0 SHIP WT.: 39</p>	<b>OPTION</b>	<b>PRICE</b>	<b>CODE</b>			
	<b>Assembly</b>	48.00	<b>A</b>			
	<b>CASTER</b>	<b>PRICE</b>	<b>CODE</b>			
	<b>Self-Locking Casters</b>	85.00	<b>S</b>			
	<b>Braking Casters</b>	30.00	<b>B</b>			
	<b>Hard-Floor Casters</b>	19.00	<b>H</b>			
	<b>Glides</b>	NC	<b>GL</b>			

<b>752G MANAGEMENT CHAIR</b>	26.5"W x 26.5"D x 38-42"H	St. Yardage: 1	1	683	693	703	
 <ul style="list-style-type: none"> <li>• Same features as 752 except:</li> <li>• Choose any HPFI fabric for seat</li> <li>• Extra thick dual density foam</li> <li>• Ships fully assembled by truck only</li> </ul> <p>FREIGHT CLASS: 150 CUBIC FT.: 22.0 SHIP WT.: 49</p>	<b>CASTER</b>	<b>PRICE</b>	<b>CODE</b>	2/COM	698	708	719
	<b>Self-Locking Casters</b>	85.00	<b>S</b>	3/COL	715	726	736
	<b>Braking Casters</b>	30.00	<b>B</b>	4	746	757	768
	<b>Hard-Floor Casters</b>	19.00	<b>H</b>	5	803	815	827
	<b>Glides</b>	NC	<b>GL</b>				

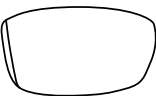
<b>759 GUEST CHAIR</b>	26.5"W x 26.5"D x 37.25"H	St. Yardage:	N/A	462	469	476
 <ul style="list-style-type: none"> <li>• Mesh back with built in lumbar support</li> <li>• Breathable black fabric seat</li> <li>• Fixed angled T-arms</li> <li>• Black heavy duty tubular steel sled base</li> <li>• Easy to assemble</li> <li>• Can ship via FedEx Ground</li> <li>• Maximum quantity for Quick Ship is 50</li> </ul> <p>FREIGHT CLASS: 100 CUBIC FT.: 6.0 SHIP WT.: 38</p>	<b>OPTION</b>	<b>PRICE</b>	<b>CODE</b>			
	<b>Assembly</b>	48.00	<b>A</b>			

ALL FOAM & FABRICS USED ARE CAL 117 APPROVED


**QS** indicates a Quick Ship item.  
Quick Ship is not available on any item ordered with options.

	FABRIC GRADES	ZONE PRICING			
		1	2	3	
<b>759G GUEST CHAIR, FABRIC SEAT</b>  <ul style="list-style-type: none"> <li>• Same features as above except</li> <li>• Choose any HPFI fabric for seat</li> <li>• Extra thick dual density foam</li> <li>• Ships fully assembled by truck only</li> </ul> <p>FREIGHT CLASS: 150 CUBIC FT.: 14.0 SHIP WT.: 50</p>					
		1	497	504	512
		2/COM	514	522	529
		3/COL	528	536	544
		4	559	567	576
	5	617	626	636	


QS

<b>HR751 BLACK HEADREST ONLY FOR 751 CHAIR</b>  <ul style="list-style-type: none"> <li>• Black mesh fabric</li> <li>• Easy to attach</li> <li>• Fits 751 chairs only</li> <li>• Can ship via FedEx Ground</li> </ul> <p>FREIGHT CLASS: 70 CUBIC FT.: 1.0 SHIP WT.: 4</p>	15.5"W x 4"D x 9"H	St. Yardage:	N/A	145	147	149
---	--------------------	--------------	-----	-----	-----	-----


QS

<b>HR751G FABRIC HEADREST ONLY FOR 751 CHAIR</b>  <ul style="list-style-type: none"> <li>• Same features as above except:</li> <li>• Choose any HPFI fabric for headrest</li> </ul> <p>FREIGHT CLASS: 70 CUBIC FT.: 1.0 SHIP WT.: 4</p>	15.5"W x 4"D x 9"H	St. Yardage: 0.25	1	170	173	175
			2/COM	184	187	190
			3/COL	200	203	206
			4	226	229	233
			5	277	281	285

QS

<b>757B NESTING CHAIR</b>  <ul style="list-style-type: none"> <li>• Black breathable ProGrid back</li> <li>• Built-in lumbar support</li> <li>• Black fabric padded seat</li> <li>• Black finish on steel frame</li> <li>• Dual wheel carpet casters</li> <li>• Seat folds up for horizontal nesting</li> </ul> <p>FREIGHT CLASS: 150 CUBIC FT.: 15.0 SHIP WT.: 56</p>	24"W x 24.5"D x 36.5"H	St. Yardage:	399	405	411
--	------------------------	--------------	-----	-----	-----

QS

<b>757 NESTING CHAIR</b>  <ul style="list-style-type: none"> <li>• Black breathable ProGrid back</li> <li>• Built-in lumbar support</li> <li>• Choose any fabric for seat</li> <li>• Black finish on steel frame</li> <li>• Black utethane arms</li> <li>• Dual wheel carpet casters</li> <li>• Seat folds up for horizontal nesting</li> </ul> <p>FREIGHT CLASS: 150 CUBIC FT.: 15.0 SHIP WT.: 56</p>	24"W x 24.5"D x 36.5"H	St. Yardage: 1	1	449	456	462
			2/COM	463	470	476
			3/COL	478	486	493
			4	503	511	518
			5	553	561	570
			L	646	656	665

QS

ALL FOAM & FABRICS USED ARE CAL 117 APPROVED

QS indicates a Quickship item

Quick Ship is not available on any item ordered with options.



**A Study in Simplicity**

The **Stax Collection** is at home in waiting areas, cafeterias or any other high-traffic area. Features include durable propylene seat and back integrated with rigid steel legs and support structure.

**Stax Details**

- Choice of chrome or black finish legs
- Seat and/or back cushions may be custom upholstered in a wide variety of stock or COM fabrics
- Seat connectors available for easy ganging configurations
- Rolling stack cart holds up to 24 non-upholstered Stax chairs

**Shipping Information**

- Ships four per carton (single carton quantities available for an upcharge)



**Upholstered Stax 72SBC**






**724 Stax**

**Cart shown with 720 Stax chair**








**Please Note:** Orders for Stax chairs in less than multiples of four(4) will incur a broken carton charge of \$27 per order.

		ZONE PRICING			
		FABRIC GRADES			
		1	2	3	
<b>723 BLACK WIRE STACKING CHAIR</b>	20.5"W x 21"D x 31.5"H	St. Yardage: n/a	136	138	140
	<ul style="list-style-type: none"> <li>• Black 510/WG solid steel wire rod with durable black powder coat finish</li> <li>• Comfortably shaped black polypropylene seat and back</li> <li>• Easily stacks out of way when not in use</li> <li>• Can stack up to 24 high</li> <li>• Ships 4 to a carton, price is for per chair</li> </ul> FREIGHT CLASS: 150 CUBIC FT.: 11.0 SHIP WT.: 55	Single Pack Specifications: Freight Class: 400 Cubes: 10 Ship Wt: 19			
<b>723SC BLACK WIRE UPHOLSTERED SEAT</b>	20.5"W x 21.5"D x 31.5"H	St. Yardage: 0.5	187	190	193
	<ul style="list-style-type: none"> <li>• Same features as above except</li> <li>• Upholstered seat cushion</li> <li>• Can stack up to 12 high</li> </ul> FREIGHT CLASS: 150 CUBIC FT.: 11.0 SHIP WT.: 55	Single Pack Specifications: Freight Class: 400 Cubes: 10 Ship Wt: 19	2/COM 195	198	201
			3/COL 203	206	209
			4 218	221	225
			5 246	250	253
			L 293	297	302
<b>723BC BLACK WIRE UPHOLSTERED BACK</b>	20.5"W x 21.5"D x 31.5"H	St. Yardage: 0.5	187	190	193
	<ul style="list-style-type: none"> <li>• Same features as above except</li> <li>• Upholstered back cushion</li> <li>• Can stack up to 12 high</li> </ul> FREIGHT CLASS: 150 CUBIC FT.: 11.0 SHIP WT.: 55	Single Pack Specifications: Freight Class: 400 Cubes: 10 Ship Wt: 19	2/COM 195	198	201
			3/COL 203	206	209
			4 218	221	225
			5 246	250	253
			L 293	297	302

ALL FOAM & FABRICS USED ARE CAL 117 APPROVED

**QS** indicates a Quick Ship item.



Quick Ship is not available on any item ordered with options.

				ZONE PRICING			
		FABRIC GRADES		1	2	3	
<b>723SBC BLACK WIRE UPHOLSTERED SEAT/BACK</b>  <ul style="list-style-type: none"> <li>• Same features as above except</li> <li>• Upholstered seat/back cushion</li> <li>• Can stack up to 12 high</li> </ul> <p>FREIGHT CLASS: 150 CUBIC FT.: 11.0 SHIP WT.: 55</p>	20.5"W x 21.5"D x 31.5"H St. Yardage: 0.5 Single Pack Specifications: Freight Class: 400 Cubes: 10 Ship Wt: 19	1	238	242	245		
		2/COM	246	250	253		
		3/COL	254	258	262		
		4	269	273	277		
		5	297	301	306		
		L	344	349	354		
<b>724 CHROME WIRE STACKING CHAIR</b>  <ul style="list-style-type: none"> <li>• Black 510/WG solid steel wire rod with chrome finish</li> <li>• Comfortably shaped black polypropylene seat and back</li> <li>• Easily stacks out of way when not in use</li> <li>• Can stack up to 24 high</li> <li>• Ships 4 to a carton, price is for per chair</li> </ul> <p>FREIGHT CLASS: 150 CUBIC FT.: 11.0 SHIP WT.: 55</p>	20.5"W x 21.5"D x 31.5"H St. Yardage: n/a Single Pack Specifications: Freight Class: 400 Cubes: 10 Ship Wt: 19		136	138	140		
		<b>724SC CHROME WIRE UPHOLSTERED SEAT</b>  <ul style="list-style-type: none"> <li>• Same features as above except</li> <li>• Upholstered seat cushion</li> <li>• Can stack up to 12 high</li> </ul> <p>FREIGHT CLASS: 150 CUBIC FT.: 11.0 SHIP WT.: 55</p>	20.5"W x 21.5"D x 31.5"H St. Yardage: 0.5 Single Pack Specifications: Freight Class: 400 Cubes: 10 Ship Wt: 19	1	187	190	193
				2/COM	195	198	201
				3/COL	203	206	209
				4	218	221	225
				5	246	250	253
L	293			297	302		
<b>724BC CHROME WIRE UPHOLSTERED BACK</b>  <ul style="list-style-type: none"> <li>• 510/WG solid steel wire rod with Chrome finish</li> <li>• Comfortably shaped black polypropylene seat and back</li> <li>• Upholstered back cushion match front</li> <li>• Easily stacks out of way when not in use</li> <li>• Can stack up to 12 high</li> <li>• Ships 4 to a carton, price is for per chair</li> </ul> <p>FREIGHT CLASS: 150 CUBIC FT.: 11.0 SHIP WT.: 55</p>	20.5"W x 21.5"D x 31.5"H St. Yardage: 0.5 Single Pack Specifications: Freight Class: 400 Cubes: 10 Ship Wt: 19	1	187	190	193		
		2/COM	195	198	201		
		3/COL	203	206	209		
		4	218	221	225		
		5	246	250	253		
		L	293	297	302		
<b>724SBC CHROME WIRE UPHOLSTERED SEAT/BACK</b>  <ul style="list-style-type: none"> <li>• Same features as above except</li> <li>• Upholstered seat/back cushion</li> </ul> <p>FREIGHT CLASS: 150 CUBIC FT.: 11.0 SHIP WT.: 55</p>	20.5"W x 21.5"D x 31.5"H St. Yardage: 0.5 Single Pack Specifications: Freight Class: 400 Cubes: 10 Ship Wt: 19	1	238	242	245		
		2/COM	246	250	253		
		3/COL	254	258	262		
		4	269	273	277		
		5	297	301	306		
		L	344	349	354		
<b>720-GC SEAT CONNECTOR</b> <ul style="list-style-type: none"> <li>• Bag of 50 black poly seat connectors</li> </ul> <p>FREIGHT CLASS: 70 CUBIC FT.: 0.2 SHIP WT.: 1</p>	St. Yardage:		79	80	81		


ALL FOAM & FABRICS USED ARE CAL 117 APPROVED

**QS** indicates a Quickship item

Quick Ship is not available on any item ordered with options.

				ZONE PRICING		
				1	2	3
<b>720-CART STAX CART</b>						
		24"W x 22"D x 20.5"H	St. Yardage: n/a	239	243	246
<ul style="list-style-type: none"> <li>• Black 510/WG solid steel wire rod with durable black powder coat finish</li> <li>• On casters for easy moving</li> <li>• Holds up to 24 non-upholstered wire stacking chairs or 20 upholstered wire stacking chairs</li> </ul>						
						
FREIGHT CLASS: 85 CUBIC FT.: 6.0 SHIP WT.: 16						
						

ALL FOAM & FABRICS USED ARE CAL 117 APPROVED

 indicates a Quick Ship item.  
 Quick Ship is not available on any item ordered with options.

## Scoop the Competition with Style

With solid good looks and many style options, **Scoop** is a winner for any office environment. Style options include a choice between wood and urethane arms and base and a wide choice of fabrics and leathers.



## Scoop Design Details

- Two back upholstery styles available: channel stitched back and original, non-stitched back
- Choose from black urethane arms and base or wood arms and base
- Built-in lumbar support



Executive 1001

Executive 1071  
 Management 1117

## Additional Options

- Optional Knee Tilt control

## Additional Information

- Choose channel stitching or original back style.
- Coordinating guest chairs available

### 1001 EXECUTIVE SWIVEL



- Wood arms and base caps
- 5-prong steel base with hardwood caps
- Pneumatic seat-height adjustment
- Standard swivel tilt
- Dual wheel carpet casters

FREIGHT CLASS: 150  
 CUBIC FT.: 21.0  
 SHIP WT.: 49

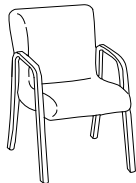
25"W x 28.5"D x 37-40"H

St. Yardage: 3

OPTION	PRICE	CODE
<b>Knee Tilt Control</b>	100.00	<b>K</b>
CASTER	PRICE	CODE
<b>Self-Locking Casters</b>	85.00	<b>S</b>
<b>Braking Casters</b>	30.00	<b>B</b>
<b>Hard-Floor Casters</b>	19.00	<b>H</b>
<b>Glides</b>	NC	<b>GL</b>

FABRIC GRADES	ZONE PRICING		
	1	2	3
1	972	987	1001
2/COM	1056	1072	1088
3/COL	1128	1145	1162
4	1243	1262	1280
5	1498	1520	1543
L	1971	2001	2030

### 1003 ARM CHAIR



- Wood arms/legs
- Gangable up to 4 chairs
- Price shown is per chair
- Available in the finishes listed

FREIGHT CLASS: 250  
 CUBIC FT.: 15.0  
 SHIP WT.: 31

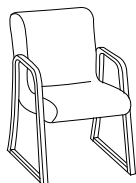
24"W x 27"D x 33"H

St. Yardage: 2

Add a "C" to the product number for each ganged chair, and multiply number of chairs by correct list price. Ex: 1003CCC (3 chairs)

1	547	555	563
2/COM	605	614	623
3/COL	655	665	675
4	729	740	751
5	903	917	930
L	1212	1230	1248

### 1004 SLED BASE ARM CHAIR



- Wood arms and sled base
- Gangable up to 4 chairs
- Price shown is per chair
- Available in the finishes listed

FREIGHT CLASS: 250  
 CUBIC FT.: 15.0  
 SHIP WT.: 33

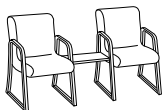
28"W x 28"D x 33"H

St. Yardage: 2

Add a "C" to the product number for each ganged chair, and multiply number of chairs by correct list price. Ex: 1004CCC (3 chairs)

1	605	614	623
2/COM	660	670	680
3/COL	709	720	730
4	785	797	809
5	959	973	988
L	1269	1288	1307

### T1005 GANGING TABLE (TABLE ONLY)



- Wood veneer table
- Can be shipped via ground service
- Available in the finishes listed above
- Also available in black, specify T1005B


FREIGHT CLASS: 70  
 CUBIC FT.: 1.0  
 SHIP WT.: 10


23"W x 15"D x 2"H


St. Yardage:


n/a	184	187	190
-----	-----	-----	-----


	FABRIC GRADES	ZONE PRICING		
		1	2	3
<b>1007 MANAGEMENT SWIVEL</b>				
				
<ul style="list-style-type: none"> <li>• Wood arms</li> <li>• 5-prong steel base with hardwood caps</li> <li>• Pneumatic seat-height adjustment</li> <li>• Standard swivel tilt</li> <li>• Dual wheel carpet casters</li> </ul> FREIGHT CLASS: 150 CUBIC FT.: 19.0 SHIP WT.: 48	25"W x 27"D x 32-35"H	St. Yardage: 2		
	OPTION	PRICE	CODE	
	<b>Knee Tilt Control</b>	100.00	<b>K</b>	
	CASTER	PRICE	CODE	
	<b>Self-Locking Casters</b>	85.00	<b>S</b>	
	<b>Braking Casters</b>	30.00	<b>B</b>	
	<b>Hard-Floor Casters</b>	19.00	<b>H</b>	
	<b>Glides</b>	NC	<b>GL</b>	
				1 833 845 858
				2/COM 889 902 916
				3/COL 939 953 967
				4 1015 1030 1045
				5 1186 1204 1222
				L 1503 1526 1548

<b>1071 EXECUTIVE SWIVEL</b>				
				
<ul style="list-style-type: none"> <li>• Black urethane arm</li> <li>• Black nylon reinforced 5-prong base</li> <li>• Pneumatic seat-height adjustment</li> <li>• Standard swivel tilt</li> <li>• Dual wheel carpet casters</li> </ul> FREIGHT CLASS: 150 CUBIC FT.: 21.0 SHIP WT.: 45	24.5"W x 28"D x 37-40"H	St. Yardage: 3		
	OPTION	PRICE	CODE	
	<b>Knee Tilt Control</b>	100.00	<b>K</b>	
	<b>Edge Guard</b>	16.00	<b>E</b>	
	CASTER	PRICE	CODE	
	<b>Self-Locking Casters</b>	85.00	<b>S</b>	
	<b>Braking Casters</b>	30.00	<b>B</b>	
	<b>Hard-Floor Casters</b>	19.00	<b>H</b>	
	<b>Glides</b>	NC	<b>GL</b>	
				1 862 875 888
				2/COM 949 963 977
				3/COL 1023 1038 1054
				4 1136 1153 1170
				5 1388 1409 1430
				L 1859 1887 1915

<b>1077 MANAGEMENT SWIVEL</b>				
				
<ul style="list-style-type: none"> <li>• Black urethane arm</li> <li>• Black nylon reinforced 5-prong base</li> <li>• Pneumatic seat-height adjustment</li> <li>• Standard swivel tilt</li> <li>• Dual wheel carpet casters</li> </ul> FREIGHT CLASS: 150 CUBIC FT.: 19.0 SHIP WT.: 43	24.5"W x 27"D x 32-35"H	St. Yardage: 2		
	OPTION	PRICE	CODE	
	<b>Knee Tilt Control</b>	100.00	<b>K</b>	
	<b>Edge Guard</b>	16.00	<b>E</b>	
	CASTER	PRICE	CODE	
	<b>Self-Locking Casters</b>	85.00	<b>S</b>	
	<b>Braking Casters</b>	30.00	<b>B</b>	
	<b>Hard-Floor Casters</b>	19.00	<b>H</b>	
	<b>Glides</b>	NC	<b>GL</b>	
				1 802 814 826
				2/COM 858 871 884
				3/COL 907 921 934
				4 984 999 1014
				5 1152 1169 1187
				L 1463 1485 1507

<b>1091 EXECUTIVE SWIVEL</b>				
				
<ul style="list-style-type: none"> <li>• Channel style back</li> <li>• Black urethane arm</li> <li>• Black nylon reinforced 5-prong base</li> <li>• Pneumatic seat-height adjustment</li> <li>• Standard swivel tilt</li> <li>• Dual wheel carpet casters</li> </ul> FREIGHT CLASS: 150 CUBIC FT.: 21.0 SHIP WT.: 49	24.5"W x 28"D x 37-40"H	St. Yardage: 3		
	OPTION	PRICE	CODE	
	<b>Knee Tilt Control</b>	100.00	<b>K</b>	
	<b>Edge Guard</b>	16.00	<b>E</b>	
	CASTER	PRICE	CODE	
	<b>Self-Locking Casters</b>	85.00	<b>S</b>	
	<b>Braking Casters</b>	30.00	<b>B</b>	
	<b>Hard-Floor Casters</b>	19.00	<b>H</b>	
	<b>Glides</b>	NC	<b>GL</b>	
				1 862 875 888
				2/COM 949 963 977
				3/COL 1023 1038 1054
				4 1136 1153 1170
				5 1388 1409 1430
				L 1859 1887 1915

<b>1093 ARM CHAIR</b>				
				
<ul style="list-style-type: none"> <li>• Channel style back</li> <li>• Wood arms/legs</li> <li>• Black (BLK) finish standard</li> <li>• Gangable up to 4 chairs</li> <li>• Prices shown is per chair</li> </ul> FREIGHT CLASS: 250 CUBIC FT.: 15.0 SHIP WT.: 31	26"W x 27"D x 33"H	St. Yardage: 2		
	Add a "C" to the product number for each additional ganged chair, and multiply number of chair by correct list price. Ex: 1093CCC (3 chairs)			
				1 626 635 645
				2/COM 681 691 701
				3/COL 729 740 751
				4 804 816 828
				5 974 989 1003
				L 1291 1310 1330

<b>1094 SLED BASE ARM CHAIR</b>				
				
<ul style="list-style-type: none"> <li>• Channel style back</li> <li>• Wood arms and sled base</li> <li>• Black (BLK) finish standard</li> <li>• Gangable up to 4 chairs</li> <li>• Prices shown is per chair</li> </ul> FREIGHT CLASS: 250 CUBIC FT.: 15.0 SHIP WT.: 33	23"W x 27"D x 33"H	St. Yardage: 2		
	Add a "C" to the product number for each additional ganged chair, and multiply number of chair by correct list price. Ex: 1094CCC (3 chairs)			
				1 682 692 702
				2/COM 737 748 759
				3/COL 783 795 806
				4 858 871 884
				5 1029 1044 1060
				L 1346 1366 1386

ALL FOAM & FABRICS USED ARE CAL 117 APPROVED

**QS** indicates a Quick Ship item.  
Quick Ship is not available on any item ordered with options.

## 1097 MANAGEMENT SWIVEL



- Channel style back
- Black urethane arm
- Black nylon reinforced 5-prong base
- Pneumatic seat-height adjustment
- Standard swivel tilt
- Dual wheel carpet casters

FREIGHT CLASS: 150  
 CUBIC FT.: 19.0  
 SHIP WT.: 46

24.5"W x 27"D x 32-35"H

St. Yardage: 2

OPTION	PRICE	CODE
<b>Knee Tilt Control</b>	100.00	<b>K</b>
<b>Edge Guard</b>	16.00	<b>E</b>
CASTER		
<b>Self-Locking Casters</b>	85.00	<b>S</b>
<b>Braking Casters</b>	30.00	<b>B</b>
<b>Hard-Floor Casters</b>	19.00	<b>H</b>
<b>Glides</b>	NC	<b>GL</b>

FABRIC GRADES	ZONE PRICING		
	1	2	3
1	827	839	852
2/COM	883	896	909
3/COL	928	942	956
4	1005	1020	1035
5	1171	1189	1206
L	1489	1511	1534

QS

## 1111 EXECUTIVE SWIVEL



- Standard swivel tilt
- Channel style back
- Wood arms available in the finishes listed
- 5-prong steel base with hardwood caps and dual wheel casters
- Pneumatic seat-height adjustment

FREIGHT CLASS: 150  
 CUBIC FT.: 21.0  
 SHIP WT.: 49

25"W x 28.5"D x 37-40"H

St. Yardage: 3

OPTION	PRICE	CODE
<b>Knee Tilt Control</b>	100.00	<b>K</b>
<b>Edge Guard</b>	16.00	<b>E</b>
CASTER		
<b>Self-Locking Casters</b>	85.00	<b>S</b>
<b>Braking Casters</b>	30.00	<b>B</b>
<b>Hard-Floor Casters</b>	19.00	<b>H</b>
<b>Glides</b>	NC	<b>GL</b>

1	984	999	1014
2/COM	1065	1081	1097
3/COL	1140	1157	1174
4	1254	1273	1292
5	1513	1536	1558
L	1992	2022	2052

QS

## 1113 ARM CHAIR



- Channel style back
- Wood arms/legs available in the finishes listed
- Gangable up to 4 chairs

FREIGHT CLASS: 250  
 CUBIC FT.: 15.0  
 SHIP WT.: 31

24"W x 27"D x 33"H

St. Yardage: 2

Add a "C" to the product number for each ganged chair, and multiply number of chairs by correct list price. Ex: 1113CCC (3 chairs)

1	552	560	569
2/COM	611	620	629
3/COL	661	671	681
4	736	747	758
5	911	925	938
L	1223	1241	1260

QS

## 1114 SLED BASE ARM CHAIR



- Channel style back
- Wood arms and sled base
- Available in the finishes listed
- Gangable up to 4 chairs
- Price shown is per chair

FREIGHT CLASS: 250  
 CUBIC FT.: 15.0  
 SHIP WT.: 33

24"W x 27"D x 33"H

St. Yardage: 2

Add a "C" to the product number for each ganged chair, and multiply number of chairs by correct list price. Ex: 1114CCC (3 chairs)

1	611	620	629
2/COM	665	675	685
3/COL	716	727	737
4	791	803	815
5	966	980	995
L	1280	1299	1318

QS

## 1117 MANAGEMENT SWIVEL



- Channel style back
- Wood arms
- 5-prong steel base with hardwood caps and dual wheel casters
- Pneumatic seat-height adjustment
- Standard swivel tilt

FREIGHT CLASS: 150  
 CUBIC FT.: 19.0  
 SHIP WT.: 46

25"W x 27"D x 32-35"H

St. Yardage: 2

OPTION	PRICE	CODE
<b>Knee Tilt Control</b>	100.00	<b>K</b>
<b>Edge Guard</b>	16.00	<b>E</b>
CASTER		
<b>Self-Locking Casters</b>	85.00	<b>S</b>
<b>Braking Casters</b>	30.00	<b>B</b>
<b>Hard-Floor Casters</b>	19.00	<b>H</b>
<b>Glides</b>	NC	<b>GL</b>

1	843	856	868
2/COM	900	914	927
3/COL	949	963	977
4	1028	1043	1059
5	1201	1219	1237
L	1514	1537	1559

QS

**Four Unique Designs**

**1200 Series** office seating includes four unique contemporary seating designs ergonomically shaped for lumbar support, proper posture and long-term comfort.



**1231 Executive**

**Design Details**

- **1210s**— dual-cushion appearance, wood arms, 5-prong steel base with hardwood caps
- **1220s**— thin profile, horizontal back stitching, black urethane arms/base, large scale
- **1230s**— polished chrome base with dual wheel casters, polished chrome arms with black urethane armcap, knee tilt standard
- **1240s**— thin profile with horizontal back stitching, wood arms with upholstered arm cap, 5-prong steel base with hardwood caps

**1247 Management and 1241 Executive**



**1211 EXECUTIVE SWIVEL**



- Wood arms
- 5-prong steel base with hardwood caps
- Pneumatic seat-height adjustment
- Standard swivel tilt
- Dual wheel carpet casters

FREIGHT CLASS: 150  
CUBIC FT.: 26.0  
SHIP WT.: 50



23"W x 28"D x 41-44"H

St. Yardage: 4.5

OPTION	PRICE	CODE
<b>Knee Tilt Control</b>	100.00	<b>K</b>
<b>Edge Guard</b>	16.00	<b>E</b>
<b>Upholstered Arm Caps</b>	114.00	<b>UA</b>
CASTER		
PRICE	CODE	
<b>Self-Locking Casters</b>	85.00	<b>S</b>
<b>Braking Casters</b>	30.00	<b>B</b>
<b>Hard-Floor Casters</b>	19.00	<b>H</b>
<b>Glides</b>	NC	<b>GL</b>

FABRIC GRADES	ZONE PRICING		
	1	2	3
1	1511	1534	1556
2/COM	1637	1662	1686
3/COL	1749	1775	1801
4	1912	1941	1969
5	2299	2333	2368
L	2989	3034	3079

**1217 MANAGEMENT SWIVEL**



- Wood arms
- 5-prong steel base with hardwood caps
- Standard swivel tilt
- Dual wheel carpet casters
- Pneumatic seat-height adjustment
- Available in the finishes above

FREIGHT CLASS: 150  
CUBIC FT.: 19.0  
SHIP WT.: 46



23"W x 27"D x 36-39"H

St. Yardage: 3.8

OPTION	PRICE	CODE
<b>Knee Tilt Control</b>	100.00	<b>K</b>
<b>Edge Guard</b>	16.00	<b>E</b>
<b>Upholstered Arm Caps</b>	114.00	<b>UA</b>
CASTER		
PRICE	CODE	
<b>Self-Locking Casters</b>	85.00	<b>S</b>
<b>Braking Casters</b>	30.00	<b>B</b>
<b>Hard-Floor Casters</b>	19.00	<b>H</b>
<b>Glides</b>	NC	<b>GL</b>

1	1401	1422	1443
2/COM	1506	1529	1551
3/COL	1598	1622	1646
4	1736	1762	1788
5	2052	2083	2114
L	2637	2677	2716

**1221 EXECUTIVE SWIVEL**



- Black urethane arm
- Black nylon reinforced 5-prong base
- Pneumatic seat-height adjustment
- Standard swivel tilt
- Dual wheel carpet casters

FREIGHT CLASS: 150  
CUBIC FT.: 23.0  
SHIP WT.: 50



25"W x 29"D x 42"H

St. Yardage: 3.3

OPTION	PRICE	CODE
<b>Knee Tilt Control</b>	100.00	<b>K</b>
<b>Edge Guard</b>	16.00	<b>E</b>
CASTER		
PRICE	CODE	
<b>Self-Locking Casters</b>	85.00	<b>S</b>
<b>Braking Casters</b>	30.00	<b>B</b>
<b>Hard-Floor Casters</b>	19.00	<b>H</b>
<b>Glides</b>	NC	<b>GL</b>

1	1138	1155	1172
2/COM	1228	1246	1265
3/COL	1308	1328	1347
4	1432	1453	1475
5	1701	1727	1752
L	2202	2235	2268

ALL FOAM & FABRICS USED ARE CAL 117 APPROVED

**QS** indicates a Quick Ship item.

Quick Ship is not available on any item ordered with options.

# 1200 SERIES SIN 711-18

## FINISH SELECTION

PEARWOOD **PW** | ROUGE MAHOGANY **RM** | MAHOGANY **MAH** | ASPEN **AP** | NATURAL **FM** | HONEY CHERRY **HCY** | ESPRESSO **ESP** | MOAB **MOB** | MEDIUM OAK **OAK** | WALNUT **WAL** | WINDSOR CHERRY **WC** | CLASSIC CHERRY **CCY** | NATURAL OAK **NOK** |

CONTEMPORARY OFFICE

### 1227 MANAGEMENT SWIVEL



- Black urethane arm
- Black nylon reinforced 5-prong base
- Pneumatic seat-height adjustment
- Standard swivel tilt
- Dual wheel carpet casters

FREIGHT CLASS: 150  
CUBIC FT.: 19.0  
SHIP WT.: 46

QS

25"W x 27"D x 35-38"H

St. Yardage: 2.5

OPTION	PRICE	CODE
<b>Knee Tilt Control</b>	100.00	<b>K</b>
<b>Edge Guard</b>	16.00	<b>E</b>
CASTER	PRICE	CODE
<b>Self-Locking Casters</b>	85.00	<b>S</b>
<b>Braking Casters</b>	30.00	<b>B</b>
<b>Hard-Floor Casters</b>	19.00	<b>H</b>
<b>Glides</b>	NC	<b>GL</b>

FABRIC GRADES	ZONE PRICING		
	1	2	3
1	1048	1064	1079
2/COM	1118	1135	1152
3/COL	1180	1198	1215
4	1270	1289	1308
5	1485	1507	1530
L	1873	1901	1929

### 1231 EXECUTIVE SWIVEL



- Polished chrome arms with black urethane arm caps
- Polished chrome base with dual wheel casters
- Knee tilt control standard (No additional control options on this model)
- Pneumatic seat-height adjustment

FREIGHT CLASS: 150  
CUBIC FT.: 23.0  
SHIP WT.: 50

QS

24.5"W x 27.5"D x 41-44"H

St. Yardage: 3.5

OPTION	PRICE	CODE
<b>Edge Guard</b>	16.00	<b>E</b>
CASTER	PRICE	CODE
<b>Self-Locking Casters</b>	85.00	<b>S</b>
<b>Braking Casters</b>	30.00	<b>B</b>
<b>Hard-Floor Casters</b>	19.00	<b>H</b>
<b>Glides</b>	NC	<b>GL</b>

1	1162	1179	1197
2/COM	1260	1279	1298
3/COL	1343	1363	1383
4	1476	1498	1520
5	1774	1801	1827
L	2315	2350	2384

### 1237 MANAGEMENT SWIVEL



- Polished chrome arms with black urethane arm caps
- Polished chrome base with dual wheel casters
- Knee tilt control standard (No additional control options on this model)
- Pneumatic seat-height adjustment

FREIGHT CLASS: 150  
CUBIC FT.: 19.0  
SHIP WT.: 46

QS

24.5"W x 26"D x 36-39"H

St. Yardage: 3

OPTION	PRICE	CODE
<b>Edge Guard</b>	16.00	<b>E</b>
CASTER	PRICE	CODE
<b>Self-Locking Casters</b>	85.00	<b>S</b>
<b>Braking Casters</b>	30.00	<b>B</b>
<b>Hard-Floor Casters</b>	19.00	<b>H</b>
<b>Glides</b>	NC	<b>GL</b>

1	1060	1076	1092
2/COM	1143	1160	1177
3/COL	1217	1235	1254
4	1330	1350	1370
5	1578	1602	1625
L	2042	2073	2103

### 1241 EXECUTIVE SWIVEL



- Wood arms with upholstered arm caps
- 5-prong steel base with hardwood caps
- Dual wheel casters
- Pneumatic seat-height adjustment
- Standard swivel tilt
- Available in the finishes above

FREIGHT CLASS: 150  
CUBIC FT.: 23.0  
SHIP WT.: 50

QS

24"W x 28"D x 42-46"H

St. Yardage: 3.5

OPTION	PRICE	CODE
<b>Knee Tilt Control</b>	100.00	<b>K</b>
<b>Edge Guard</b>	16.00	<b>E</b>
CASTER	PRICE	CODE
<b>Self-Locking Casters</b>	85.00	<b>S</b>
<b>Braking Casters</b>	30.00	<b>B</b>
<b>Hard-Floor Casters</b>	19.00	<b>H</b>
<b>Glides</b>	NC	<b>GL</b>

1	1003	1018	1033
2/COM	1100	1117	1133
3/COL	1189	1207	1225
4	1326	1346	1366
5	1643	1668	1692
L	2206	2239	2272

### 1247 MANAGEMENT SWIVEL



- Wood arms with upholstered arm caps
- 5-prong steel base with hardwood caps
- Dual wheel casters
- Pneumatic seat-height adjustment
- Standard swivel tilt
- Available in the finishes above

FREIGHT CLASS: 150  
CUBIC FT.: 19.0  
SHIP WT.: 46

QS

24"W x 26"D x 34-38"H

St. Yardage: 3

OPTION	PRICE	CODE
<b>Knee Tilt Control</b>	100.00	<b>K</b>
<b>Edge Guard</b>	16.00	<b>E</b>
CASTER	PRICE	CODE
<b>Self-Locking Casters</b>	85.00	<b>S</b>
<b>Braking Casters</b>	30.00	<b>B</b>
<b>Hard-Floor Casters</b>	19.00	<b>H</b>
<b>Glides</b>	NC	<b>GL</b>

1	960	974	989
2/COM	1050	1066	1082
3/COL	1120	1137	1154
4	1246	1265	1283
5	1511	1534	1556
L	1996	2026	2056

ALL FOAM & FABRICS USED ARE CAL 117 APPROVED

QS indicates a Quickship item

Quick Ship is not available on any item ordered with options.



**A Contemporary Classic in Oak**

**1400 Series** office seating, built with oak wood frames, is warm and inviting. This series includes executive, management and guest chairs. The classic contemporary style is paired with cushioned lumbar support for proper posture and long-term comfort.



**Executive 141**

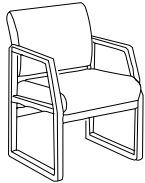
**Design Details**

- *Swivel chairs—pneumatic seat-height adjustment standard*
- *Swivel chairs—Tilt-swivel standard*
- *Swivel chairs—Sturdy 5-prong, base with hardwood caps*
- *Extensive Standard & Quick Ship upholsteries*
- *Limited Lifetime Warranty*



**Management 1457**

**1404 SLED BASE ARM CHAIR**



- Shipped unassembled unless specified
- Available in finishes listed above on Oak frame

FREIGHT CLASS: 125  
 CUBIC FT.: 4.0  
 SHIP WT.: 31

24"W x 26"D x 34"H

St. Yardage: 1.75

OPTION	PRICE	CODE
<b>Assembly</b>	48.00	<b>A</b>

Optional assembled specifications:  
 Freight Class: 250  
 Cubic Ft.: 13.2  
 Ship. Wt.: 31

FABRIC GRADES	ZONE PRICING		
	1	2	3
1	587	596	605
2/COM	638	648	657
3/COL	680	690	700
4	749	760	771
5	906	920	933
L	1186	1204	1222



**1451 HIGH BACK EXECUTIVE SWIVEL**



- Shipped unassembled unless specified
- 5-prong steel base with hardwood caps
- Pneumatic seat-height adjustment
- Standard swivel tilt
- Dual wheel casters
- Available in finishes listed above on Oak frame

FREIGHT CLASS: 100  
 CUBIC FT.: 8.0  
 SHIP WT.: 50

24"W x 27"D x 48"H

St. Yardage: 3

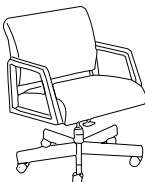
OPTION	PRICE	CODE
<b>Assembly</b>	48.00	<b>A</b>

Optional assembled specifications:  
 Freight Class: 150  
 Cubic Ft.: 14.7

1	930	944	958
2/COM	1018	1033	1049
3/COL	1096	1112	1129
4	1223	1241	1260
5	1494	1516	1539
L	1991	2021	2051



**1457 MANAGEMENT SWIVEL**



- Shipped unassembled unless specified
- 5-prong steel base with hardwood caps
- Pneumatic seat-height adjustment
- Standard swivel tilt
- Dual wheel casters
- Available in finishes listed above on Oak frame

FREIGHT CLASS: 100  
 CUBIC FT.: 8.0  
 SHIP WT.: 45

24"W x 25"D x 32"H

St. Yardage: 2

OPTION	PRICE	CODE
<b>Assembly</b>	48.00	<b>A</b>

Optional assembled specifications:  
 Freight Class: 150  
 Cubic Ft.: 20.7

1	828	840	853
2/COM	888	901	915
3/COL	941	955	969
4	1023	1038	1054
5	1203	1221	1239
L	1539	1562	1585



### Three Winning Designs

**Trifecta 1600 Series** presents executive-level style, comfort and value in three distinct appearances: Fully Upholstered, Wood Arms/Base and Black Textured Resin Arms/Base.

### Design Details

- *Pronounced backrest and lumbar support enhance comfort*
- *Seats feature thick, multi-density foam and seat suspensions that conform to the individual*
- *Waterfall front seat edges provide proper leg support*

### Additional Information

- *Quick Ship available in 60+ upholsteries*
- *Lifetime Limited Warranty on all chairs*



1621 Executive






1627 Management



1641 Executive







1661 Executive

			ZONE PRICING					
			1	2	3			
<b>1621 EXECUTIVE SWIVEL</b>  <ul style="list-style-type: none"> <li>• Wood arms</li> <li>• 5-prong steel base with hardwood caps</li> <li>• Pneumatic seat-height adjustment</li> <li>• Standard swivel tilt</li> <li>• Dual wheel casters</li> </ul> FREIGHT CLASS: 150 CUBIC FT.: 24.0 SHIP WT.: 56 QS	24"W x 30"D x 44-48"H	St. Yardage: 3.75	1	1118	1135	1152		
	<b>OPTION</b>	<b>PRICE</b>	<b>CODE</b>					
	<b>Knee Tilt Control</b>	100.00	<b>K</b>	2/COM	1223	1241	1260	
	<b>Edge Guard</b>	16.00	<b>E</b>	3/COL	1314	1334	1353	
	<b>CASTER</b>	<b>PRICE</b>	<b>CODE</b>					
	<b>Self-Locking Casters</b>	85.00	<b>S</b>	4	1458	1480	1502	
	<b>Braking Casters</b>	30.00	<b>B</b>	5	1777	1804	1830	
	<b>Hard-Floor Casters</b>	19.00	<b>H</b>	L	2364	2399	2435	
	<b>Glides</b>	NC	<b>GL</b>					
	<b>1624 SIDE CHAIR</b>  <ul style="list-style-type: none"> <li>• Wood arms/base</li> <li>• Thick cushioned backrest with built in lumbar support</li> </ul> FREIGHT CLASS: 250 CUBIC FT.: 14.0 SHIP WT.: 29 QS	24"W x 27"D x 34"H	St. Yardage: 3.25	1	939	953	967	
			2/COM	987	1002	1017		
			3/COL	1043	1059	1075		
			4	1132	1149	1166		
			5	1308	1328	1348		
			L	1637	1662	1687		
<b>1627 MANAGEMENT SWIVEL</b>  <ul style="list-style-type: none"> <li>• Wood arms</li> <li>• 5-prong steel base with hardwood caps</li> <li>• Pneumatic seat-height adjustment</li> <li>• Standard swivel tilt</li> <li>• Dual wheel casters</li> </ul> FREIGHT CLASS: 150 CUBIC FT.: 19.0 SHIP WT.: 45 QS		24"W x 28"D x 34-38"H	St. Yardage: 3.25	1	1029	1044	1060	
		<b>OPTION</b>	<b>PRICE</b>	<b>CODE</b>				
		<b>Knee Tilt Control</b>	100.00	<b>K</b>	2/COM	1118	1135	1152
		<b>Edge Guard</b>	16.00	<b>E</b>	3/COL	1200	1218	1236
	<b>CASTER</b>	<b>PRICE</b>	<b>CODE</b>					
	<b>Self-Locking Casters</b>	85.00	<b>S</b>	4	1323	1343	1363	
	<b>Braking Casters</b>	30.00	<b>B</b>	5	1603	1627	1651	
	<b>Hard-Floor Casters</b>	19.00	<b>H</b>	L	2109	2141	2172	
	<b>Glides</b>	NC	<b>GL</b>					

ALL FOAM & FABRICS USED ARE CAL 117 APPROVED

QS indicates a Quickship item

Quick Ship is not available on any item ordered with options.

		FABRIC GRADES		ZONE PRICING					
				1	2	3			
 <p><b>1641 EXECUTIVE SWIVEL</b></p> <ul style="list-style-type: none"> <li>Upholstered arms</li> <li>5-prong steel base with hardwood caps</li> <li>Pneumatic seat-height adjustment</li> <li>Standard swivel tilt</li> <li>Dual wheel casters</li> </ul> <p>FREIGHT CLASS: 150 CUBIC FT.: 24.0 SHIP WT.: 65</p>	26.5"W x 30"D x 44-48"H	St. Yardage: 5				1	1263	1282	1301
			OPTION	PRICE	CODE				
			Knee Tilt Control	100.00	<b>K</b>	2/COM	1402	1423	1444
			Edge Guard	16.00	<b>E</b>	3/COL	1523	1546	1569
			CASTER	PRICE	CODE				
			Self-Locking Casters	85.00	<b>S</b>	4	1715	1741	1766
			Braking Casters	30.00	<b>B</b>	5	2140	2172	2204
			Hard-Floor Casters	19.00	<b>H</b>	L	2924	2968	3012
			Glides	NC	<b>GL</b>				
			 <p><b>1647 MANAGEMENT SWIVEL</b></p> <ul style="list-style-type: none"> <li>Upholstered arms</li> <li>5-prong steel base with hardwood caps</li> <li>Pneumatic seat-height adjustment</li> <li>Dual wheel casters</li> <li>Standard swivel tilt</li> </ul> <p>FREIGHT CLASS: 150 CUBIC FT.: 19.0 SHIP WT.: 55</p>	26.5"W x 28"D x 34-38"H	St. Yardage: 4.5				1
OPTION	PRICE	CODE							
Knee Tilt Control	100.00	<b>K</b>				2/COM	1305	1325	1344
Edge Guard	16.00	<b>E</b>				3/COL	1417	1438	1460
CASTER	PRICE	CODE							
Self-Locking Casters	85.00	<b>S</b>				4	1590	1614	1638
Braking Casters	30.00	<b>B</b>				5	1967	1997	2026
Hard-Floor Casters	19.00	<b>H</b>				L	2671	2711	2751
Glides	NC	<b>GL</b>							
 <p><b>1661 EXECUTIVE SWIVEL</b></p> <ul style="list-style-type: none"> <li>Black urethane arms</li> <li>Black nylon reinforced 5-prong base</li> <li>Pneumatic seat-height adjustment</li> <li>Standard swivel tilt</li> <li>Dual wheel casters</li> </ul> <p>FREIGHT CLASS: 150 CUBIC FT.: 24.0 SHIP WT.: 54</p>	24"W x 30"D x 44-48"H	St. Yardage: 3.75							1
			OPTION	PRICE	CODE				
			Knee Tilt Control	100.00	<b>K</b>	2/COM	1223	1241	1260
			Edge Guard	16.00	<b>E</b>	3/COL	1314	1334	1353
			CASTER	PRICE	CODE				
			Self-Locking Casters	85.00	<b>S</b>	4	1458	1480	1502
			Braking Casters	30.00	<b>B</b>	5	1777	1804	1830
			Hard-Floor Casters	19.00	<b>H</b>	L	2364	2399	2435
			Glides	NC	<b>GL</b>				
			 <p><b>1667 MANAGEMENT SWIVEL</b></p> <ul style="list-style-type: none"> <li>Black urethane arms</li> <li>Black nylon reinforced 5-prong base</li> <li>Pneumatic seat-height adjustment</li> <li>Standard swivel tilt</li> <li>Dual wheel casters</li> </ul> <p>FREIGHT CLASS: 150 CUBIC FT.: 19.0 SHIP WT.: 45</p>	24"W x 28"D x 34-38"H	St. Yardage: 3.25				1
OPTION	PRICE	CODE							
Knee Tilt Control	100.00	<b>K</b>				2/COM	1118	1135	1152
Edge Guard	16.00	<b>E</b>				3/COL	1200	1218	1236
CASTER	PRICE	CODE							
Self-Locking Casters	85.00	<b>S</b>				4	1323	1343	1363
Braking Casters	30.00	<b>B</b>				5	1603	1627	1651
Hard-Floor Casters	19.00	<b>H</b>				L	2109	2141	2172
Glides	NC	<b>GL</b>							

ALL FOAM & FABRICS USED ARE CAL 117 APPROVED

**QS** indicates a Quick Ship item.

Quick Ship is not available on any item ordered with options.

## Four Designs, One Ergonomic Comfort

Quick Silver begins with an ergonomically shaped lumbar design, contoured to promote proper posture for comfort and long-term back support. Waterfall front seat edges provide freedom of movement and reduce stress on legs. All four Quick Silver designs incorporate these features in Executive and Management chair selections. Guest seating is also available.

## Design Details

- **1270s** – double trapezoid back stitching; upholstered arm caps on wood arms
- **1830s** – horizontal back stitching; all-wood arms
- **3200s** – flared vertical back stitching; upholstered arm caps on wood arms; swivel chairs also available with black base and arms
- **4800s** – tufted back; traditional style base; upholstered platform arms with individually placed brass nails; fluted, wood arms on guest chairs

## Additional Features

- Pneumatic seat-height adjustment standard
- Tilt-tension adjustment standard
- Extensive Standard & Quick Ship Upholsteries
- Limited Lifetime Warranty



1270 Executive



1830 Executive



3271 Executive



4831 Executive



4837 Management

### 1271 EXECUTIVE SWIVEL



- Wood arms with upholstered arm caps
- 5-prong steel base with hardwood caps
- Dual wheel casters
- Pneumatic seat-height adjustment
- Standard swivel tilt

FREIGHT CLASS: 150  
 CUBIC FT.: 23.0  
 SHIP WT.: 59



24"W x 28"D x 42-46" - 46"H

St. Yardage: 3.25

OPTION	PRICE	CODE
<b>Knee Tilt Control</b>	100.00	<b>K</b>
<b>Edge Guard</b>	16.00	<b>E</b>
CASTER	PRICE	CODE
<b>Self-Locking Casters</b>	85.00	<b>S</b>
<b>Braking Casters</b>	30.00	<b>B</b>
<b>Hard-Floor Casters</b>	19.00	<b>H</b>
<b>Glides</b>	NC	<b>GL</b>

FABRIC GRADES	ZONE PRICING		
	1	2	3
1	962	976	991
2/COM	1055	1071	1087
3/COL	1128	1145	1162
4	1257	1276	1295
5	1536	1559	1582
L	2040	2071	2101

### 1274 SIDE CHAIR



- Wood arms/base
- Double trapezoid back stitching

FREIGHT CLASS: 250  
 CUBIC FT.: 14.0  
 SHIP WT.: 29



24"W x 26"D x 33"H

St. Yardage: 2.5

OPTION	PRICE	CODE
<b>Knee Tilt Control</b>	100.00	<b>K</b>
<b>Edge Guard</b>	16.00	<b>E</b>
CASTER	PRICE	CODE
<b>Self-Locking Casters</b>	85.00	<b>S</b>
<b>Braking Casters</b>	30.00	<b>B</b>
<b>Hard-Floor Casters</b>	19.00	<b>H</b>
<b>Glides</b>	NC	<b>GL</b>

1	798	810	822
2/COM	835	848	860
3/COL	878	891	905
4	946	960	975
5	1082	1098	1115
L	1335	1355	1375

### 1277 MANAGEMENT SWIVEL



- Wood arms with upholstered arm caps
- 5-prong steel base with wood caps
- Dual wheel casters
- Pneumatic seat-height adjustment
- Standard swivel tilt

FREIGHT CLASS: 150  
 CUBIC FT.: 19.0  
 SHIP WT.: 51



24"W x 26"D x 34-38"H







St. Yardage: 2.5

OPTION	PRICE	CODE
<b>Knee Tilt Control</b>	100.00	<b>K</b>
<b>Edge Guard</b>	16.00	<b>E</b>
CASTER	PRICE	CODE
<b>Self-Locking Casters</b>	85.00	<b>S</b>
<b>Braking Casters</b>	30.00	<b>B</b>
<b>Hard-Floor Casters</b>	19.00	<b>H</b>
<b>Glides</b>	NC	<b>GL</b>

1	922	936	950
2/COM	991	1006	1021
3/COL	1055	1071	1087
4	1148	1165	1182
5	1365	1385	1406
L	1751	1777	1804

FINISH SELECTION

ASPEN **AP** | NATURAL **FM** | HONEY CHERRY **HCY** | ROUGE MAHOGANY **RM** | MAHOGANY **MAH** | PEARWOOD **PW** | WALNUT **WAL** | WINDSOR CHERRY **WC** | BLACK **BLK** | MOAB **MOB** | ESPRESSO **ESP** | CLASSIC CHERRY **CCY** | NATURAL OAK **NOK** | MEDIUM OAK **OAK** |

		ZONE PRICING																	
		1	2	3															
 <ul style="list-style-type: none"> <li>• Wood arms</li> <li>• 5-prong steel base with hardwood caps</li> <li>• Dual wheel casters</li> <li>• Pneumatic seat-height adjustment</li> <li>• Standard swivel tilt</li> <li>• Available in the finishes listed above except OAK and NOK</li> </ul> <p>FREIGHT CLASS: 150 CUBIC FT.: 23.0 SHIP WT.: 55</p>	25"W x 28"D x 42-46"H	St. Yardage: 3.25																	
	<table border="1"> <thead> <tr> <th>OPTION</th> <th>PRICE</th> <th>CODE</th> </tr> </thead> <tbody> <tr> <td><b>Knee Tilt Control</b></td> <td>100.00</td> <td><b>K</b></td> </tr> <tr> <td><b>Edge Guard</b></td> <td>16.00</td> <td><b>E</b></td> </tr> </tbody> </table>		OPTION	PRICE	CODE	<b>Knee Tilt Control</b>	100.00	<b>K</b>	<b>Edge Guard</b>	16.00	<b>E</b>								
	OPTION	PRICE	CODE																
	<b>Knee Tilt Control</b>	100.00	<b>K</b>																
	<b>Edge Guard</b>	16.00	<b>E</b>																
	<table border="1"> <thead> <tr> <th>CASTER</th> <th>PRICE</th> <th>CODE</th> </tr> </thead> <tbody> <tr> <td><b>Self-Locking Casters</b></td> <td>85.00</td> <td><b>S</b></td> </tr> <tr> <td><b>Braking Casters</b></td> <td>30.00</td> <td><b>B</b></td> </tr> <tr> <td><b>Hard-Floor Casters</b></td> <td>19.00</td> <td><b>H</b></td> </tr> <tr> <td><b>Glides</b></td> <td>NC</td> <td><b>GL</b></td> </tr> </tbody> </table>		CASTER	PRICE	CODE	<b>Self-Locking Casters</b>	85.00	<b>S</b>	<b>Braking Casters</b>	30.00	<b>B</b>	<b>Hard-Floor Casters</b>	19.00	<b>H</b>	<b>Glides</b>	NC	<b>GL</b>		
	CASTER	PRICE	CODE																
	<b>Self-Locking Casters</b>	85.00	<b>S</b>																
	<b>Braking Casters</b>	30.00	<b>B</b>																
	<b>Hard-Floor Casters</b>	19.00	<b>H</b>																
<b>Glides</b>	NC	<b>GL</b>																	
		1	962	976															
		2/COM	1055	1071															
		3/COL	1128	1145															
		4	1257	1276															
		5	1536	1559															
		L	2040	2071															
 <ul style="list-style-type: none"> <li>• Wood arms/legs</li> <li>• Horizontal back stitching</li> </ul> <p>FREIGHT CLASS: 250 CUBIC FT.: 14.0 SHIP WT.: 28</p>	24"W x 26"D x 33"H	St. Yardage: 2.5																	
			1	843	855														
			2/COM	891	904														
			3/COL	947	961														
			4	1035	1051														
			5	1212	1230														
			L	1541	1588														
	 <ul style="list-style-type: none"> <li>• Wood arms</li> <li>• 5-prong steel base with hardwood caps</li> <li>• Dual wheel casters</li> <li>• Pneumatic seat-height adjustment</li> <li>• Standard swivel tilt</li> <li>• Available in the finishes listed above except OAK and NOK</li> </ul> <p>FREIGHT CLASS: 150 CUBIC FT.: 19.0 SHIP WT.: 51</p>	25"W x 26"D x 34-38"H	St. Yardage: 2.5																
		<table border="1"> <thead> <tr> <th>OPTION</th> <th>PRICE</th> <th>CODE</th> </tr> </thead> <tbody> <tr> <td><b>Knee Tilt Control</b></td> <td>100.00</td> <td><b>K</b></td> </tr> <tr> <td><b>Edge Guard</b></td> <td>16.00</td> <td><b>E</b></td> </tr> </tbody> </table>		OPTION	PRICE	CODE	<b>Knee Tilt Control</b>	100.00	<b>K</b>	<b>Edge Guard</b>	16.00	<b>E</b>							
		OPTION	PRICE	CODE															
<b>Knee Tilt Control</b>		100.00	<b>K</b>																
<b>Edge Guard</b>		16.00	<b>E</b>																
<table border="1"> <thead> <tr> <th>CASTER</th> <th>PRICE</th> <th>CODE</th> </tr> </thead> <tbody> <tr> <td><b>Self-Locking Casters</b></td> <td>85.00</td> <td><b>S</b></td> </tr> <tr> <td><b>Braking Casters</b></td> <td>30.00</td> <td><b>B</b></td> </tr> <tr> <td><b>Hard-Floor Casters</b></td> <td>19.00</td> <td><b>H</b></td> </tr> <tr> <td><b>Glides</b></td> <td>NC</td> <td><b>GL</b></td> </tr> </tbody> </table>		CASTER	PRICE	CODE	<b>Self-Locking Casters</b>	85.00	<b>S</b>	<b>Braking Casters</b>	30.00	<b>B</b>	<b>Hard-Floor Casters</b>	19.00	<b>H</b>	<b>Glides</b>	NC	<b>GL</b>			
CASTER		PRICE	CODE																
<b>Self-Locking Casters</b>		85.00	<b>S</b>																
<b>Braking Casters</b>		30.00	<b>B</b>																
<b>Hard-Floor Casters</b>		19.00	<b>H</b>																
<b>Glides</b>	NC	<b>GL</b>																	
		1	922	936															
		2/COM	991	1006															
		3/COL	1055	1071															
		4	1148	1165															
		5	1365	1385															
		L	1751	1777															
 <ul style="list-style-type: none"> <li>• Wood arms with upholstered arm caps</li> <li>• 5-prong steel base with hardwood caps</li> <li>• Pneumatic seat-height adjustment</li> <li>• Standard swivel tilt</li> </ul> <p>FREIGHT CLASS: 150 CUBIC FT.: 23.0 SHIP WT.: 55</p>	24"W x 28"D x 41-44.5"H	St. Yardage: 3.25																	
	<table border="1"> <thead> <tr> <th>OPTION</th> <th>PRICE</th> <th>CODE</th> </tr> </thead> <tbody> <tr> <td><b>Knee Tilt Control</b></td> <td>100.00</td> <td><b>K</b></td> </tr> <tr> <td><b>Edge Guard</b></td> <td>16.00</td> <td><b>E</b></td> </tr> </tbody> </table>		OPTION	PRICE	CODE	<b>Knee Tilt Control</b>	100.00	<b>K</b>	<b>Edge Guard</b>	16.00	<b>E</b>								
	OPTION	PRICE	CODE																
	<b>Knee Tilt Control</b>	100.00	<b>K</b>																
	<b>Edge Guard</b>	16.00	<b>E</b>																
	<table border="1"> <thead> <tr> <th>CASTER</th> <th>PRICE</th> <th>CODE</th> </tr> </thead> <tbody> <tr> <td><b>Self-Locking Casters</b></td> <td>85.00</td> <td><b>S</b></td> </tr> <tr> <td><b>Braking Casters</b></td> <td>30.00</td> <td><b>B</b></td> </tr> <tr> <td><b>Hard-Floor Casters</b></td> <td>19.00</td> <td><b>H</b></td> </tr> <tr> <td><b>Glides</b></td> <td>NC</td> <td><b>GL</b></td> </tr> </tbody> </table>		CASTER	PRICE	CODE	<b>Self-Locking Casters</b>	85.00	<b>S</b>	<b>Braking Casters</b>	30.00	<b>B</b>	<b>Hard-Floor Casters</b>	19.00	<b>H</b>	<b>Glides</b>	NC	<b>GL</b>		
	CASTER	PRICE	CODE																
	<b>Self-Locking Casters</b>	85.00	<b>S</b>																
	<b>Braking Casters</b>	30.00	<b>B</b>																
	<b>Hard-Floor Casters</b>	19.00	<b>H</b>																
<b>Glides</b>	NC	<b>GL</b>																	
		1	981	996															
		2/COM	1075	1091															
		3/COL	1149	1166															
		4	1283	1302															
		5	1565	1588															
		L	2080	2142															
 <ul style="list-style-type: none"> <li>• Wood arms/legs</li> <li>• Flared back stitching</li> </ul> <p>FREIGHT CLASS: 250 CUBIC FT.: 14.0 SHIP WT.: 29</p>	24"W x 26"D x 33"H	St. Yardage: 2.5																	
			1	859	872														
			2/COM	907	921														
			3/COL	963	978														
			4	1052	1067														
			5	1228	1247														
			L	1557	1604														
	 <ul style="list-style-type: none"> <li>• Wood arms with upholstered arm caps</li> <li>• Pneumatic seat-height adjustment</li> <li>• 5-prong steel base with hardwood caps</li> <li>• Standard swivel tilt</li> </ul> <p>FREIGHT CLASS: 150 CUBIC FT.: 19.0 SHIP WT.: 51</p>	24"W x 26"D x 32-36"H	St. Yardage: 2.5																
		<table border="1"> <thead> <tr> <th>OPTION</th> <th>PRICE</th> <th>CODE</th> </tr> </thead> <tbody> <tr> <td><b>Knee Tilt Control</b></td> <td>100.00</td> <td><b>K</b></td> </tr> <tr> <td><b>Edge Guard</b></td> <td>16.00</td> <td><b>E</b></td> </tr> </tbody> </table>		OPTION	PRICE	CODE	<b>Knee Tilt Control</b>	100.00	<b>K</b>	<b>Edge Guard</b>	16.00	<b>E</b>							
		OPTION	PRICE	CODE															
<b>Knee Tilt Control</b>		100.00	<b>K</b>																
<b>Edge Guard</b>		16.00	<b>E</b>																
<table border="1"> <thead> <tr> <th>CASTER</th> <th>PRICE</th> <th>CODE</th> </tr> </thead> <tbody> <tr> <td><b>Self-Locking Casters</b></td> <td>85.00</td> <td><b>S</b></td> </tr> <tr> <td><b>Braking Casters</b></td> <td>30.00</td> <td><b>B</b></td> </tr> <tr> <td><b>Hard-Floor Casters</b></td> <td>19.00</td> <td><b>H</b></td> </tr> <tr> <td><b>Glides</b></td> <td>NC</td> <td><b>GL</b></td> </tr> </tbody> </table>		CASTER	PRICE	CODE	<b>Self-Locking Casters</b>	85.00	<b>S</b>	<b>Braking Casters</b>	30.00	<b>B</b>	<b>Hard-Floor Casters</b>	19.00	<b>H</b>	<b>Glides</b>	NC	<b>GL</b>			
CASTER		PRICE	CODE																
<b>Self-Locking Casters</b>		85.00	<b>S</b>																
<b>Braking Casters</b>		30.00	<b>B</b>																
<b>Hard-Floor Casters</b>		19.00	<b>H</b>																
<b>Glides</b>	NC	<b>GL</b>																	
		1	941	955															
		2/COM	1010	1025															
		3/COL	1075	1091															
		4	1171	1189															
		5	1391	1412															
		L	1786	1813															

ALL FOAM & FABRICS USED ARE CAL 117 APPROVED

**QS** indicates a Quick Ship item.  
Quick Ship is not available on any item ordered with options.

### 3201 EXECUTIVE SWIVEL



- Black urethane arms
- Black nylon reinforced 5-prong base
- Pneumatic seat-height adjustment
- Standard swivel tilt

FREIGHT CLASS: 150  
 CUBIC FT.: 23.0  
 SHIP WT.: 55



25"W x 28"D x 41-44.5"H

St. Yardage: 3.25

OPTION	PRICE	CODE
<b>Knee Tilt Control</b>	100.00	<b>K</b>
<b>Edge Guard</b>	16.00	<b>E</b>
CASTER		
<b>Self-Locking Casters</b>	85.00	<b>S</b>
<b>Braking Casters</b>	30.00	<b>B</b>
<b>Hard-Floor Casters</b>	19.00	<b>H</b>
<b>Glides</b>	NC	<b>GL</b>

FABRIC GRADES	ZONE PRICING		
	1	2	3
1	981	996	1010
2/COM	1075	1091	1107
3/COL	1149	1166	1183
4	1283	1302	1321
5	1565	1588	1612
L	2080	2111	2142

### 3207 MANAGEMENT SWIVEL



- Black urethane arms
- Black nylon reinforced 5-prong base
- Pneumatic seat height adjustment
- Standard swivel tilt

FREIGHT CLASS: 150  
 CUBIC FT.: 19.0  
 SHIP WT.: 51



25"W x 26"D x 32-36"H

St. Yardage: 2.5

OPTION	PRICE	CODE
<b>Knee Tilt Control</b>	100.00	<b>K</b>
<b>Edge Guard</b>	16.00	<b>E</b>
CASTER		
<b>Self-Locking Casters</b>	85.00	<b>S</b>
<b>Braking Casters</b>	30.00	<b>B</b>
<b>Hard-Floor Casters</b>	19.00	<b>H</b>
<b>Glides</b>	NC	<b>GL</b>

1	941	955	969
2/COM	1010	1025	1040
3/COL	1075	1091	1107
4	1171	1189	1206
5	1391	1412	1433
L	1786	1813	1840

### 4831 EXECUTIVE SWIVEL



- Brass nail head trim on arms
- 5-prong steel base with hardwood caps
- Pneumatic seat-height adjustment
- Standard swivel tilt, tufted back
- Available in the finishes listed above except OAK, NOK and FM

FREIGHT CLASS: 150  
 CUBIC FT.: 23.0  
 SHIP WT.: 55



25"W x 28"D x 40-44"H

St. Yardage: 3.25

OPTION	PRICE	CODE
<b>Knee Tilt Control</b>	100.00	<b>K</b>
<b>Edge Guard</b>	16.00	<b>E</b>
<b>No Brass Trim Option</b>	NC	<b>NB</b>
<b>Non-Tufted Option</b>	NC	<b>NT</b>
CASTER		
<b>Self-Locking Casters</b>	85.00	<b>S</b>
<b>Braking Casters</b>	30.00	<b>B</b>
<b>Hard-Floor Casters</b>	19.00	<b>H</b>
<b>Glides</b>	NC	<b>GL</b>

1	1044	1060	1075
2/COM	1136	1153	1170
3/COL	1217	1235	1254
4	1347	1367	1387
5	1634	1659	1683
L	2160	2192	2225

### 4837 MANAGEMENT SWIVEL



- Brass nail head trim on arms
- 5-prong steel base with wood caps
- Pneumatic seat-height adjustment
- Standard swivel tilt, tufted back
- Available in the finishes listed above except OAK, NOK and FM

FREIGHT CLASS: 150  
 CUBIC FT.: 19.0  
 SHIP WT.: 51




25"W x 26"D x 32-36"H

St. Yardage: 2.5

OPTION	PRICE	CODE
<b>Knee Tilt Control</b>	100.00	<b>K</b>
<b>Edge Guard</b>	16.00	<b>E</b>
<b>No Brass Trim Option</b>	NC	<b>NB</b>
<b>Non-Tufted Option</b>	NC	<b>NT</b>
CASTER		
<b>Self-Locking Casters</b>	85.00	<b>S</b>
<b>Braking Casters</b>	30.00	<b>B</b>
<b>Hard-Floor Casters</b>	19.00	<b>H</b>
<b>Glides</b>	NC	<b>GL</b>

1	1000	1015	1030
2/COM	1073	1089	1105
3/COL	1134	1151	1168
4	1232	1250	1269
5	1454	1476	1498
L	1857	1885	1913

### 4833 SIDE CHAIR



- Wood arms
- Tufted back
- Available in the finishes listed above except OAK, NOK and FM

FREIGHT CLASS: 250  
 CUBIC FT.: 15.0  
 SHIP WT.: 29



24"W x 26"D x 33"H

St. Yardage: 2.5

OPTION	PRICE	CODE
<b>No Brass Trim Option</b>	NC	<b>NB</b>
<b>Non-Tufted Option</b>	NC	<b>NT</b>

1	915	929	942
2/COM	989	1004	1019
3/COL	1050	1066	1082
4	1148	1165	1182
5	1370	1391	1411
L	1778	1805	1831

ALL FOAM & FABRICS USED ARE CAL 117 APPROVED

**QS** indicates a Quickship item

Quick Ship is not available on any item ordered with options.

FINISH SELECTION

ROUGE MAHOGANY **RM** | MAHOGANY **MAH** | NATURAL OAK **NOK** | ASPEN **AP** | NATURAL **FM** | HONEY CHERRY **HCY** | MEDIUM OAK **OAK** | PEARWOOD **PW** | WALNUT **WAL** | WINDSOR CHERRY **WC** | BLACK **BLK** | ESPRESSO **ESP** | CLASSIC CHERRY **CCY** | MOAB **MOB** |

**Generous Proportions**

**3900 Series** full-size contemporary executive seating features extended seat width and seat depth with contoured lumbar support for increased comfort. Generously proportioned, 3900 includes executive and management height models with wood arms and upholstered accent or with pliable, durable black urethane arms.

**Design Details**

- Wood arm chairs available in all finishes
- All chairs feature pillow cushioning for soft, plush comfort
- Front seat edges provide proper leg support

**Additional Features**

- Pneumatic seat-height adjustment standard
- Tilt-tension adjustment standard
- Optional knee tilt control
- Extensive Standard & Quick Ship upholsteries
- Limited Lifetime Warranty






**Management 3907**



**Executive 3901**



**Executive 3921**

	FABRIC GRADES	ZONE PRICING				
		1	2	3		
<b>3901 EXECUTIVE SWIVEL</b>						
						
<ul style="list-style-type: none"> <li>• Oversized seat and back</li> <li>• Wood arms with upholstered accent</li> <li>• 5-prong steel base with hardwood caps</li> <li>• Standard swivel tilt</li> <li>• See series overview above</li> </ul> FREIGHT CLASS: 150 CUBIC FT.: 23.0 SHIP WT.: 57	25.25"W x 30"D x 44-48"H	St. Yardage: 4.5				
<b>OPTION</b>	PRICE	CODE				
<b>Knee Tilt Control</b>	100.00	<b>K</b>				
<b>Edge Guard</b>	16.00	<b>E</b>				
<b>CASTER</b>	PRICE	CODE				
<b>Self-Locking Casters</b>	85.00	<b>S</b>				
<b>Braking Casters</b>	30.00	<b>B</b>				
<b>Hard-Floor Casters</b>	19.00	<b>H</b>				
<b>Glides</b>	NC	<b>GL</b>				
			<b>1</b>	<b>1111</b>	<b>1128</b>	<b>1144</b>
			<b>2/COM</b>	<b>1220</b>	<b>1238</b>	<b>1257</b>
			<b>3/COL</b>	<b>1330</b>	<b>1350</b>	<b>1370</b>
			<b>4</b>	<b>1500</b>	<b>1523</b>	<b>1545</b>
			<b>5</b>	<b>1880</b>	<b>1908</b>	<b>1936</b>
			<b>L</b>	<b>2589</b>	<b>2628</b>	<b>2667</b>
<b>3904 SIDE CHAIR</b>						
						
<ul style="list-style-type: none"> <li>• Oversized seat and back</li> <li>• Pillow cushion comfort</li> <li>• Wood arms/legs</li> </ul> FREIGHT CLASS: 250 CUBIC FT.: 15.0 SHIP WT.: 33	25.25"W x 30"D x 33"H	St. Yardage: 4.25				
			<b>1</b>	<b>999</b>	<b>1014</b>	<b>1029</b>
			<b>2/COM</b>	<b>1047</b>	<b>1063</b>	<b>1079</b>
			<b>3/COL</b>	<b>1103</b>	<b>1120</b>	<b>1136</b>
			<b>4</b>	<b>1192</b>	<b>1210</b>	<b>1227</b>
			<b>5</b>	<b>1368</b>	<b>1389</b>	<b>1409</b>
			<b>L</b>	<b>1697</b>	<b>1723</b>	<b>1748</b>
<b>3907 MANAGEMENT SWIVEL</b>						
						
<ul style="list-style-type: none"> <li>• Oversized seat and back</li> <li>• Wood arms with upholstered accent</li> <li>• 5-prong steel base with hardwood caps</li> <li>• Standard swivel tilt</li> <li>• See series overview above</li> </ul> FREIGHT CLASS: 150 CUBIC FT.: 19.0 SHIP WT.: 51	25.25"W x 30"D x 37.5-41.5"H	St. Yardage: 4.25				
			<b>1</b>	<b>1084</b>	<b>1100</b>	<b>1117</b>
			<b>2/COM</b>	<b>1180</b>	<b>1198</b>	<b>1215</b>
			<b>3/COL</b>	<b>1284</b>	<b>1303</b>	<b>1323</b>
			<b>4</b>	<b>1450</b>	<b>1472</b>	<b>1494</b>
			<b>5</b>	<b>1813</b>	<b>1840</b>	<b>1867</b>
			<b>L</b>	<b>2475</b>	<b>2512</b>	<b>2549</b>

ALL FOAM & FABRICS USED ARE CAL 117 APPROVED

**QS** indicates a Quick Ship item.

Quick Ship is not available on any item ordered with options.

# 3900 SERIES SIN 711-18

## FINISH SELECTION

ROUGE MAHOGANY **RM** | MAHOGANY **MAH** | NATURAL OAK **NOK** | ASPEN **AP** | NATURAL **FM** | HONEY CHERRY **HCY** |  
 MEDIUM OAK **OAK** | PEARWOOD **PW** | WALNUT **WAL** | WINDSOR CHERRY **WC** | BLACK **BLK** | ESPRESSO **ESP** |  
 CLASSIC CHERRY **CCY** | MOAB **MOB** |

CONTEMPORARY OFFICE

### 3921 EXECUTIVE SWIVEL



- Black urethane arms
- Black 5-prong nylon reinforced base
- Oversized seat and back
- Standard swivel tilt

FREIGHT CLASS: 150  
 CUBIC FT.: 23.0  
 SHIP WT.: 55



25.25"W x 30"D x 44-48"H

St. Yardage: 4.5

OPTION	PRICE	CODE
<b>Knee Tilt Control</b>	100.00	<b>K</b>
<b>Edge Guard</b>	16.00	<b>E</b>
CASTER	PRICE	CODE
<b>Self-Locking Casters</b>	85.00	<b>S</b>
<b>Braking Casters</b>	30.00	<b>B</b>
<b>Hard-Floor Casters</b>	19.00	<b>H</b>
<b>Glides</b>	NC	<b>GL</b>

FABRIC GRADES	ZONE PRICING		
	1	2	3
1	1111	1128	1144
2/COM	1220	1238	1257
3/COL	1330	1350	1370
4	1500	1523	1545
5	1880	1908	1936
L	2589	2628	2667

### 3927 MANAGEMENT SWIVEL



- Black urethane arms
- Black 5-prong nylon reinforced base
- Dual wheel casters
- Oversized seat and back
- Pillow cushion comfort
- Standard swivel tilt

FREIGHT CLASS: 150  
 CUBIC FT.: 19.0  
 SHIP WT.: 50



25.25"W x 30"D x 37.5-41.5"H

St. Yardage: 4.25

OPTION	PRICE	CODE
<b>Knee Tilt Control</b>	100.00	<b>K</b>
<b>Edge Guard</b>	16.00	<b>E</b>
CASTER	PRICE	CODE
<b>Self-Locking Casters</b>	85.00	<b>S</b>
<b>Braking Casters</b>	30.00	<b>B</b>
<b>Hard-Floor Casters</b>	19.00	<b>H</b>
<b>Glides</b>	NC	<b>GL</b>

1	1063	1079	1095
2/COM	1180	1198	1215
3/COL	1284	1303	1323
4	1450	1472	1494
5	1813	1840	1867
L	2475	2512	2549



**Guest Seating: A Soft Touch**

No one enjoys waiting, but **High Street** ganged lounge seating might make you look at your watch a little less often.

The fully upholstered design offers visitors a comfortably soft touch on every surface.



**850 Radius Back and Arms**

**High Street Features**

- Four unique arm and back profiles
- Open air design facilitates easy cleaning
- Wall-saver profile to reduce wear and tear
- Bariatric seating available

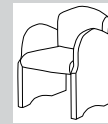
**Options Available**

- Glider option may be added to any single or multi-seat unit with center legs
- Two color upholstery combinations available

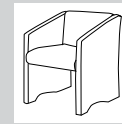


**881 High back**

**PROFILE DETAIL**



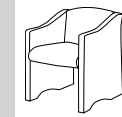
850 Radius Arm/  
Radius Back



860 Slant Arm/  
Straight Back

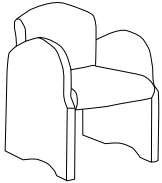


870 Low Arm/  
Camel Back



880 Slope Arm/  
Camel Back

**850 ARM CHAIR**



- Radius back/arms
  - Fully upholstered
  - See ganging section for multi-seat configurations on pages 373 & 374
- FREIGHT CLASS: 250  
CUBIC FT.: 19.0  
SHIP WT.: 67

24.75"W x 27.5"D x 33.5"H

St. Yardage: 5

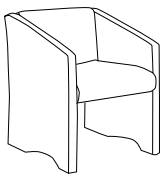
OPTION	PRICE	CODE
<b>Softer, High-Density Seat Foam for Chair</b>	16.00	<b>SE</b>

**ZONE PRICING**

FABRIC GRADES	1	2	3
1	915	929	942
2/COM	993	1008	1023
3/COL	1072	1088	1104
4	1228	1246	1265
5	1514	1537	1559
L	1981	2011	2040



**860 ARM CHAIR**



- Slant arms, straight back
  - Fully upholstered
  - See ganging section for multi-seat configurations on pages 373 & 374
- FREIGHT CLASS: 250  
CUBIC FT.: 19.0  
SHIP WT.: 67

24.75"W x 27.5"D x 33.5"H

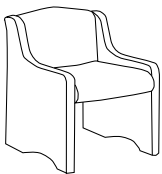
St. Yardage: 5

OPTION	PRICE	CODE
<b>Softer, High-Density Seat Foam for Chair</b>	16.00	<b>SE</b>

1	915	929	942
2/COM	993	1008	1023
3/COL	1072	1088	1104
4	1228	1246	1265
5	1514	1537	1559
L	1981	2011	2040



**870 ARM CHAIR**



- Low arms, camelback
  - Fully upholstered
  - See ganging section for multi-seat configurations on pages 373 & 374
- FREIGHT CLASS: 250  
CUBIC FT.: 19.0  
SHIP WT.: 63

24.75"W x 27.5"D x 33.5"H

St. Yardage: 5

OPTION	PRICE	CODE
<b>Softer, High-Density Seat Foam for Chair</b>	16.00	<b>SE</b>

1	915	929	942
2/COM	993	1008	1023
3/COL	1072	1088	1104
4	1228	1246	1265
5	1514	1537	1559
L	1981	2011	2040

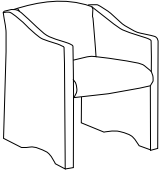


ALL FOAM & FABRICS USED ARE CAL 117 APPROVED

**QS** indicates a Quick Ship item.

Quick Ship is not available on any item ordered with options.

## 880 ARM CHAIR



- Slope arms, camelback
- Fully upholstered
- See ganging section for multi-seat configurations on pages 373 & 374

FREIGHT CLASS: 250  
CUBIC FT.: 19.0  
SHIP WT.: 67

QS

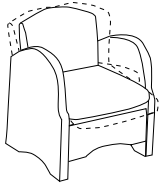
24.75"W x 27.5"D x 33.5"H

St. Yardage: 5

OPTION	PRICE	CODE
<b>Softer, High-Density Seat Foam for Chair</b>	16.00	<b>SF</b>

FABRIC GRADES	ZONE PRICING		
	1	2	3
1	915	929	942
2/COM	993	1008	1023
3/COL	1072	1088	1104
4	1228	1246	1265
5	1514	1537	1559
L	1981	2011	2040

## 8\_0-60 GLIDER OPTION



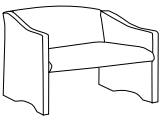
- Add glider motion to any High Street model
- Add -60 to end of model number and price of glider to chair price
- Not available on Bariatric Chair

FREIGHT CLASS: 250  
CUBIC FT.:  
SHIP WT.: 6

St. Yardage:

258	262	266
-----	-----	-----

## 8\_0-30 BARIATRIC CHAIR OPTION



- Choose any back/arm style above (880-30 shown)
- 30" wide seat
- Reinforced seat frame
- Fully upholstered
- Rated to 500 lbs

FREIGHT CLASS: 250  
CUBIC FT.: 29.0  
SHIP WT.: 91

35"W x 27.5"D x 33.5"H

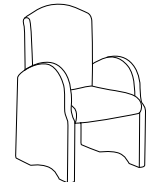
St. Yardage: 6.25

OPTION	PRICE	CODE
<b>Softer, High-Density Seat Foam Loveseat</b>	32.00	<b>SF</b>

1	1281	1300	1319
2/COM	1367	1388	1408
3/COL	1452	1474	1496
4	1624	1648	1673
5	1937	1966	1995
L	2448	2485	2521

QS

## 851 HIGH BACK ARM CHAIR



- Extra high back
- Radius back/arms
- Fully upholstered
- Wall saver profile
- Gangable with other units

FREIGHT CLASS: 250  
CUBIC FT.: 21.0  
SHIP WT.: 69

25.75"W x 29"D x 39"H

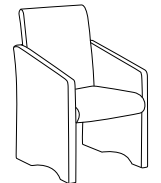
St. Yardage: 5.5

OPTION	PRICE	CODE
<b>Softer, High-Density Seat Foam for Chair</b>	16.00	<b>SF</b>

1	963	977	992
2/COM	1040	1056	1071
3/COL	1130	1147	1164
4	1271	1290	1309
5	1553	1576	1600
L	2080	2111	2142

QS

## 861 HIGH BACK ARM CHAIR



- Extra high back
- Slant arms, straight back
- Fully upholstered
- Wall saver profile
- Gangable with other units

FREIGHT CLASS: 250  
CUBIC FT.: 21.0  
SHIP WT.: 69

25.75"W x 29"D x 39"H

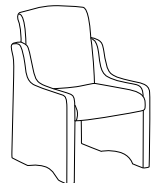
St. Yardage: 5.5

OPTION	PRICE	CODE
<b>Softer, High-Density Seat Foam for Chair</b>	16.00	<b>SF</b>

1	963	977	992
2/COM	1040	1056	1071
3/COL	1130	1147	1164
4	1271	1290	1309
5	1553	1576	1600
L	2080	2111	2142

QS

## 871 HIGH BACK ARM CHAIR



- Extra high back
- Low arms, camelback
- Fully upholstered
- Wall saver profile
- Gangable with other units

FREIGHT CLASS: 250  
CUBIC FT.: 21.0  
SHIP WT.: 69

25.75"W x 29"D x 39"H

St. Yardage: 5.5

OPTION	PRICE	CODE
<b>Softer, High-Density Seat Foam for Chair</b>	16.00	<b>SF</b>

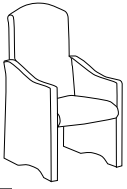
1	963	977	992
2/COM	1040	1056	1071
3/COL	1130	1147	1164
4	1271	1290	1309
5	1553	1576	1600
L	2080	2111	2142

QS

ALL FOAM & FABRICS USED ARE CAL 117 APPROVED

QS indicates a Quickship item

Quick Ship is not available on any item ordered with options.

		ZONE PRICING				
		1	2	3		
<b>881 HIGH BACK ARM CHAIR</b>  <ul style="list-style-type: none"> <li>• Extra high back</li> <li>• Sloped arms, camelback</li> <li>• Fully upholstered</li> <li>• Wall saver profile</li> <li>• Gangable with other units</li> </ul> FREIGHT CLASS: 250 CUBIC FT.: 21.0 SHIP WT.: 69	25.75"W x 29"D x 39"H	St. Yardage: 5.5				
	OPTION	PRICE	CODE			
	<b>Softer, High-Density Seat Foam for Chair</b>	16.00	<b>SF</b>			
			<b>1</b>	<b>963</b>	<b>977</b>	<b>992</b>
			<b>2/COM</b>	<b>1040</b>	<b>1056</b>	<b>1071</b>
			<b>3/COL</b>	<b>1130</b>	<b>1147</b>	<b>1164</b>
		<b>4</b>	<b>1271</b>	<b>1290</b>	<b>1309</b>	
		<b>5</b>	<b>1553</b>	<b>1576</b>	<b>1600</b>	
		<b>L</b>	<b>2080</b>	<b>2111</b>	<b>2142</b>	

QS

<b>8_1-60 GLIDER FOR HIGH BACK</b>  <ul style="list-style-type: none"> <li>• Add glider motion to any High Spreet model</li> <li>• Add -60 to end of model number and price of glider to chair price</li> <li>• Not available on Bariatric Chair</li> </ul> FREIGHT CLASS: 250 CUBIC FT.: SHIP WT.: 6		St. Yardage:		
			<b>258</b>	<b>262</b>

QS

ALL FOAM & FABRICS USED ARE CAL 117 APPROVED

QS indicates a Quick Ship item.  
 Quick Ship is not available on any item ordered with options.

## Affordable Elegance

Great design translates into all languages, and the **Accent** designs speak volumes. Graceful lines and contours are exercised in extra-thick solid wood frames with multi-step finishes. Triple-groove construction of seat frame rails and corner blocks increases rigidity and long-term durability.

## Accent Features

- Four beautiful back designs
- Executive style and scale
- Triple-groove construction
- 3" thick seat cushion
- Choose Rouge Mahogany (M) or Honey Cherry (C) finish (After March 1 2010 available in all finishes above)

## Accent Back Design Details

- Lattice wood back, available with or without back upholstery
- Open back, available with or without upholstered chair rail
- Half wood back with upholstered inset and clean-out feature
- Full wood back with upholstered inset



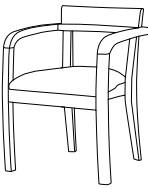
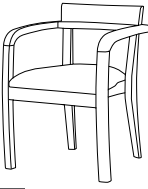

683 Accent

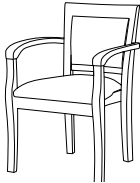
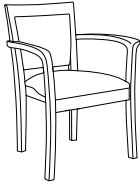

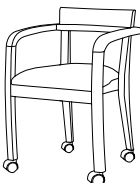
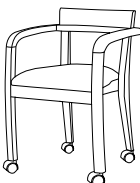



693 Accent



694 Accent



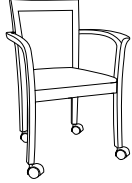
	FABRIC GRADES	ZONE PRICING				
		1	2	3		
<b>683 OPEN BACK GUEST CHAIR</b>  <ul style="list-style-type: none"> <li>• Open back</li> <li>• Solid wood frame</li> <li>• Triple-step corner block reinforcement</li> <li>• Comfort-flex seat suspension</li> <li>• 3"-thick seat cushion</li> <li>• Available in finishes listed above</li> </ul> FREIGHT CLASS: 250 CUBIC FT.: 24.0 SHIP WT.: 40	23.5"W x 23"D x 31"H	St. Yardage: 1	1	483	490	497
		2/COM	501	509	516	
		3/COL	516	524	531	
		4	544	552	560	
		5	604	613	622	
		L	707	718	728	
<b>683U OPEN BACK GUEST CHAIR</b>  <ul style="list-style-type: none"> <li>• Open back with upholstered back rail</li> <li>• Solid wood frame</li> <li>• Triple-step corner block reinforcement</li> <li>• Comfort-flex seat suspension</li> <li>• 3"-thick seat cushion</li> </ul> FREIGHT CLASS: 250 CUBIC FT.: 24.0 SHIP WT.: 40	23.5"W x 23"D x 31"H	St. Yardage: 1.25	1	533	541	549
		2/COM	561	570	578	
		3/COL	588	597	605	
		4	635	644	654	
		5	732	743	754	
		L	905	919	932	
<b>693 WOOD BACK GUEST CHAIR</b>  <ul style="list-style-type: none"> <li>• Wood lattice back</li> <li>• Solid wood frame</li> <li>• Triple-step corner block reinforcement</li> <li>• Comfort-flex seat suspension</li> <li>• 3"-thick seat cushion</li> </ul> FREIGHT CLASS: 250 CUBIC FT.: 24.0 SHIP WT.: 48	25"W x 23"D x 35"H	St. Yardage: 1	1	575	584	592
		2/COM	590	599	608	
		3/COL	606	615	624	
		4	634	644	653	
		5	695	705	716	
		L	798	810	822	

			ZONE PRICING			
			1	2	3	
			FABRIC GRADES			
 <p><b>693U WOOD BACK GUEST CHAIR</b></p> <ul style="list-style-type: none"> <li>• Wood lattice back with upholstered inner back</li> <li>• Solid wood frame</li> <li>• Triple-step corner block reinforcement</li> <li>• Comfort-flex seat suspension</li> <li>• 3"-thick seat cushion</li> </ul> <p>FREIGHT CLASS: 250 CUBIC FT.: 24.0 SHIP WT.: 48</p>	25"W x 23"D x 35"H	St. Yardage: 1.25	1	625	633	644
			2/COM	650	660	670
			3/COL	678	688	698
			4	725	736	746
			5	823	835	848
			L	996	1011	1026
			QS			
 <p><b>694 HALFBACK GUEST CHAIR</b></p> <ul style="list-style-type: none"> <li>• Upholstered halfback for cleanout</li> <li>• Solid wood frame</li> <li>• Triple-step corner block reinforcement</li> <li>• Comfort-flex seat suspension</li> <li>• 3"-thick seat cushion</li> </ul> <p>FREIGHT CLASS: 250 CUBIC FT.: 24.0 SHIP WT.: 49</p>	26"W x 23"D x 35"H	St. Yardage: 2	1	695	705	716
			2/COM	727	738	749
			3/COL	760	771	783
			4	817	829	842
			5	935	949	963
			L	1142	1159	1176
			QS			
 <p><b>695 FULLBACK GUEST CHAIR</b></p> <ul style="list-style-type: none"> <li>• Upholstered fullback</li> <li>• Solid wood frame</li> <li>• Triple-step corner block reinforcement</li> <li>• Comfort-flex seat suspension</li> <li>• 3"-thick seat cushion</li> </ul> <p>FREIGHT CLASS: 250 CUBIC FT.: 24.0 SHIP WT.: 49</p>	26"W x 23"D x 35"H	St. Yardage: 2	1	695	705	716
			2/COM	727	738	749
			3/COL	760	771	783
			4	817	829	842
			5	935	949	963
			L	1142	1159	1176
			QS			
 <p><b>683C OPEN BACK GUEST CHAIR, CASTERS</b></p> <ul style="list-style-type: none"> <li>• Open back</li> <li>• Solid wood frame</li> <li>• Triple-step corner block reinforcement</li> <li>• Casters for mobility</li> <li>• Comfort-flex seat suspension</li> <li>• 3" thick seat cushion</li> </ul> <p>FREIGHT CLASS: 250 CUBIC FT.: 24.0 SHIP WT.: 40</p>	23.5"W x 23"D x 31"H	St. Yardage: 1	1	533	541	549
			2/COM	553	561	569
			3/COL	566	574	583
			4	594	603	612
			5	654	664	674
			L	757	768	780
			QS			
 <p><b>683UC OPEN/UPHOLSTERED BACK CHAIR WITH CASTERS</b></p> <ul style="list-style-type: none"> <li>• Open back with upholstered back rail</li> <li>• Solid wood frame</li> <li>• Triple-step corner block reinforcement</li> <li>• Caster for mobility</li> <li>• Comfort-flex seat suspension</li> <li>• 3" thick seat cushion</li> </ul> <p>FREIGHT CLASS: 250 CUBIC FT.: 24.0 SHIP WT.: 40</p>	23.5"W x 23"D x 31"H	St. Yardage: 1.25	1	583	592	601
			2/COM	611	620	629
			3/COL	638	648	657
			4	685	695	705
			5	782	794	806
			L	955	969	984
			QS			
 <p><b>693C WOOD BACK GUEST CHAIR WITH CASTERS</b></p> <ul style="list-style-type: none"> <li>• Wood lattice back</li> <li>• Solid wood frame</li> <li>• Triple-step corner block reinforcement</li> <li>• Casters for mobility</li> <li>• Comfort-flex seat suspension</li> <li>• 3" thick seat cushion</li> </ul> <p>FREIGHT CLASS: 250 CUBIC FT.: 24.0 SHIP WT.: 48</p>	25"W x 23"D x 35"H	St. Yardage: 1	1	625	634	644
			2/COM	640	650	659
			3/COL	656	666	676
			4	684	694	704
			5	745	756	767
			L	848	861	874
			QS			

ALL FOAM & FABRICS USED ARE CAL 117 APPROVED

QS indicates a Quick Ship item.

Quick Ship is not available on any item ordered with options.

	FABRIC GRADES	ZONE PRICING				
		1	2	3		
<b>693UC UPHOLSTERED LATTICE BACK CHAIR WITH CASTERS</b>  <ul style="list-style-type: none"> <li>• Wood lattice back with upholstered inner back</li> <li>• Solid wood frame</li> <li>• Triple-step corner block reinforcement</li> <li>• Casters for mobility</li> <li>• Comfort-flex seat suspension</li> <li>• 3" thick seat cushion</li> </ul> <p>FREIGHT CLASS: 250 CUBIC FT.: 24.0 SHIP WT.: 48</p>	25"W x 23"D x 35"H	St. Yardage: 1.25	1	675	685	695
			2/COM	700	711	721
			3/COL	728	739	750
			4	775	787	799
			5	873	886	899
			L	1046	1062	1078
<b>694C HALFBACK GUEST CHAIR WITH CASTERS</b>  <ul style="list-style-type: none"> <li>• Upholstered halfback for cleanout</li> <li>• Solid wood frame</li> <li>• Triple-step corner block reinforcement</li> <li>• Casters for mobility</li> <li>• Comfort-flex seat suspension</li> <li>• 3" thick seat cushion</li> </ul> <p>FREIGHT CLASS: 250 CUBIC FT.: 24.0 SHIP WT.: 49</p>	26"W x 23"D x 35"H	St. Yardage: 2	1	745	756	767
			2/COM	777	789	800
			3/COL	810	822	834
			4	867	880	893
			5	985	1000	1015
			L	1192	1210	1228
<b>695C FULLBACK GUEST CHAIR WITH CASTERS</b>  <ul style="list-style-type: none"> <li>• Upholstered fullback</li> <li>• Solid wood frame</li> <li>• Triple-step corner block reinforcement</li> <li>• Casters for mobility</li> <li>• Comfort-flex seat suspension</li> <li>• 3" thick seat cushion</li> </ul> <p>FREIGHT CLASS: 250 CUBIC FT.: 24.0 SHIP WT.: 49</p>	26"W x 23"D x 35"H	St. Yardage: 2	1	745	756	767
			2/COM	777	789	800
			3/COL	810	822	834
			4	867	880	893
			5	985	1000	1015
			L	1192	1210	1228

QS

QS

QS

**Stacking and Armchair Selections**

These stacking and armchair collections provide sturdy construction at great value. Select from metal tubular frame chairs or wood framed chairs and armchairs.

**Guest & Stacking Features**

- **700s**— Metal stack chairs with upholstered seat and back. Stacking cart available
- **990s**— Hardwood frame. Includes stacking, ganging and armchair models
- **9100s**— Non-stacking hardwood frame armchairs. Choose from open armed and closed arm design






**712 Stacking Chair**



**993 Stacking Arm Chair**



**9118 and 9128 Arm Chairs**

		ZONE PRICING					
		FABRIC GRADES					
		1	2	3			
<b>712 ARMLESS METAL STACKING GUEST CHAIR</b>  <ul style="list-style-type: none"> <li>• Powder-coated black frame</li> <li>• 1" tubular frame (16 gauge steel)</li> <li>• Stacks 8 high</li> <li>• Ships 2 per carton; list price is for single chair</li> </ul> FREIGHT CLASS: 250 CUBIC FT.: 14.0 SHIP WT.: 38	20"W x 23.25"D x 32"H	St. Yardage: 2		1	501	509	516
	Single Pack Specifications: Freight Class: 300 Cubes: 12 Ship.Wt: 22	2/COM	552	560	569		
		3/COL	606	615	624		
		4	681	691	701		
		5	855	868	881		
		L	1166	1183	1201		
<b>713 METAL STACKING GUEST CHAIR</b>  <ul style="list-style-type: none"> <li>• Black urethane arms</li> <li>• Powder-coated black frame</li> <li>• 1" tubular frame (16 gauge steel)</li> <li>• Stacks 8 high</li> <li>• Ships 2 per carton; list price is for single chair</li> </ul> FREIGHT CLASS: 250 CUBIC FT.: 14.0 SHIP WT.: 44	23.25"W x 23.25"D x 32"H	St. Yardage: 2		1	542	550	558
	Single Pack Specifications: Freight Class: 300 Cubes: 12 Ship.Wt: 23	2/COM	595	604	613		
		3/COL	648	658	667		
		4	721	732	743		
		5	898	911	925		
		L	1209	1227	1245		
<b>714 METAL SLED BASE GUEST CHAIR</b>  <ul style="list-style-type: none"> <li>• Sled base frame will NOT stack</li> <li>• 1" tubular steel (16 gauge)</li> <li>• Black powdercoat finish</li> <li>• Flexible seat suspension</li> <li>• Black urethane arms</li> <li>• Ships 1 per carton</li> </ul> FREIGHT CLASS: 250 CUBIC FT.: 14.0 SHIP WT.: 29	23.25"W x 23.25"D x 32"H	St. Yardage: 2		1	563	571	580
		2/COM	618	627	637		
		3/COL	666	676	686		
		4	746	757	768		
		5	918	932	946		
		L	1229	1247	1266		

ALL FOAM & FABRICS USED ARE CAL 117 APPROVED



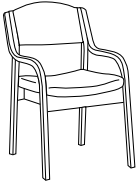


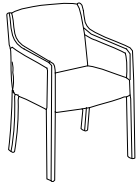
**QS** indicates a Quick Ship item.  
 Quick Ship is not available on any item ordered with options.

# STACKING GUEST SIN 711-16

## FINISH SELECTION

ASPEN **AP** | BLACK **BLK** | NATURAL **FM** | HONEY CHERRY **HCY** | ROUGE MAHOGANY **RM** | MAHOGANY **MAH** | NATURAL OAK **NOK** | MEDIUM OAK **OAK** | PEARWOOD **PW** | WALNUT **WAL** | WINDSOR CHERRY **WC** | CLASSIC CHERRY **CCY** | ESPRESSO **ESP** | MOAB **MOB** |

GUEST

	FABRIC GRADES	ZONE PRICING			
		1	2	3	
<b>715-CART METAL CART</b>  <ul style="list-style-type: none"> <li>• Holds up to 8 712 &amp; 713 stacking chairs</li> <li>• Holds up to 5 992 &amp; 993 stacking chairs</li> <li>• Powder-coated black steel frame</li> <li>• Dual-wheel casters</li> </ul> FREIGHT CLASS: 85 CUBIC FT.: 4.0 SHIP WT.: 19	26"W x 24"D x 6"H	St. Yardage:	294	298	303
<b>QS</b>					
<b>992 ARMLESS STACKING/GANGING SIDE CHAIR</b>  <ul style="list-style-type: none"> <li>• Hardwood frame</li> <li>• Stacks 5 high</li> <li>• Ships 2 per carton; list price is for single chair</li> </ul> FREIGHT CLASS: 250 CUBIC FT.: 15.0 SHIP WT.: 48	22"W x 25"D x 34"H	St. Yardage: 1.25	1 563	571	580
	Single Pack Specifications: Freight Class: 300 Cubes: 14 Ship Wt: 27		2/COM 595	604	613
			3/COL 629	638	648
			4 678	688	698
			5 785	797	809
			L 982	997	1011
<b>QS</b>					
<b>993 STACKING/GANGING GUEST CHAIR</b>  <ul style="list-style-type: none"> <li>• Hardwood frame</li> <li>• Stacks 5 high</li> <li>• Ships 2 per carton; list price is for single chair</li> </ul> FREIGHT CLASS: 250 CUBIC FT.: 15.0 SHIP WT.: 48	22"W x 25"D x 34"H	St. Yardage: 1.25	1 563	571	580
	Single Pack Specifications: Freight Class: 300 Cubes: 14 Ship Wt: 27		2/COM 595	604	613
			3/COL 629	638	648
			4 678	688	698
			5 785	797	809
			L 982	997	1011
<b>QS</b>					
<b>935 ARM CHAIR</b>  <ul style="list-style-type: none"> <li>• Hardwood frames</li> <li>• Available in the finishes above except Medium Oak OAK and Natural Oak NOK</li> </ul> FREIGHT CLASS: 250 CUBIC FT.: 15.0 SHIP WT.: 26	22.5"W x 26.5"D x 34"H	St. Yardage: 2.5	1 842	855	867
			2/COM 908	922	935
			3/COL 972	987	1001
			4 1071	1087	1103
			5 1284	1303	1323
			L 1675	1700	1725
<b>QS</b>					
<b>9118 ARM CHAIR</b>  <ul style="list-style-type: none"> <li>• Hardwood frame</li> <li>• Upholstered seat/back</li> <li>• Available in the finishes listed above</li> <li>• See ganging options on page 379</li> </ul> FREIGHT CLASS: 250 CUBIC FT.: 15.0 SHIP WT.: 26	23"W x 25.5"D x 33"H	St. Yardage: 2.5	1 593	602	611
			2/COM 650	660	670
			3/COL 700	711	721
			4 771	783	794
			5 946	960	974
			L 1256	1275	1294
<b>QS</b>					
<b>9128 ARM CHAIR</b>  <ul style="list-style-type: none"> <li>• Hardwood frame</li> <li>• Upholstered seat/back</li> <li>• Upholstered side panels</li> <li>• Available in the finishes listed above</li> <li>• See ganging options on page 379</li> </ul> FREIGHT CLASS: 250 CUBIC FT.: 15.0 SHIP WT.: 29	23"W x 25.5"D x 33"H	St. Yardage: 2.5	1 692	702	713
			2/COM 761	772	784
			3/COL 823	835	848
			4 921	935	949
			5 1134	1151	1168
			L 1522	1545	1568
<b>QS</b>					

ALL FOAM & FABRICS USED ARE CAL 117 APPROVED

**QS** indicates a Quickship item

Quick Ship is not available on any item ordered with options.



**Dramatic Statements**

**Madison** makes a dramatic statement in any setting. Round, flowing arms transition to tapered legs. Crafted wood slat back features ergonomic shape. Seat frames include a strong, triplestep connection; settee includes center reinforcement. Flexible seat suspensions enhance comfort.

**Design Details**

- Wood slat or upholstered back
- Round arms and legs
- Flexible seat suspension
- Upholstered insert backs available



**953 Arm Chair**



**954 Arm Chair**



**955 Two-Seat Settee**

ZONE PRICING

FABRIC GRADES

	1	2	3
--	---	---	---

**953 ARMCHAIR**

22"W x 23"D x 34"H

St. Yardage: 1.75



- Wood frame
  - Round arm/leg
  - Wood slat back
  - Flexible seat suspension
- FREIGHT CLASS: 300  
 CUBIC FT.: 14.0  
 SHIP WT.: 29

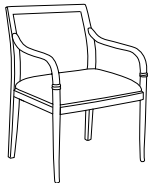
1	758	769	781
2/COM	792	804	816
3/COL	827	839	852
4	866	879	892
5	977	992	1006
L	1204	1222	1240



**954 ARMCHAIR**

22"W x 23"D x 34"H

St. Yardage: 2.5



- Wood frame
  - Round arm/leg
  - Upholstered back
  - Flexible seat suspension
- FREIGHT CLASS: 250  
 CUBIC FT.: 14.0  
 SHIP WT.: 31

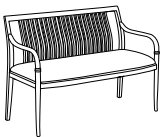
1	821	833	846
2/COM	870	883	896
3/COL	920	934	948
4	979	994	1008
5	1136	1153	1170
L	1460	1482	1504



**955 TWO-SEAT SETTEE**

48"W x 23"D x 34"H

St. Yardage: 2.5



- Wood frame
  - Round arm/leg
  - Wood slat back
  - Flexible seat suspension
  - Reinforced seat frame
- FREIGHT CLASS: 175  
 CUBIC FT.: 37.0  
 SHIP WT.: 57

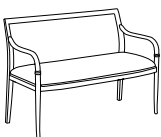
1	1139	1156	1173
2/COM	1189	1207	1225
3/COL	1239	1258	1276
4	1298	1317	1337
5	1452	1474	1496
L	1776	1803	1829



**956 TWO-SEAT SETTEE**

48"W x 23"D x 34"H

St. Yardage: 4



- Wood frame
  - Round arm/leg
  - Upholstered back
  - Flexible seat suspension
  - Reinforced seat frame
- FREIGHT CLASS: 175  
 CUBIC FT.: 37.0  
 SHIP WT.: 57

1	1265	1284	1303
2/COM	1344	1364	1384
3/COL	1426	1447	1469
4	1516	1539	1561
5	1770	1797	1823
L	2286	2320	2355



ALL FOAM & FABRICS USED ARE CAL 117 APPROVED

**qs** indicates a Quick Ship item.

Quick Ship is not available on any item ordered with options.

GUEST

### Solid Comfort

The Trados collection features a striking triarc arm design and a solid frame. Steel cross brace construction provides 350 lb. capacity.

### Design Details

- *Triarc arm design*
- *Bariatric seating is rated to 500 lbs*
- *Clean out feature*
- *Reinforced seat frame*
- *Backs have hook and loop fasteners for easy field replacements*
- *Field replaceable seats*



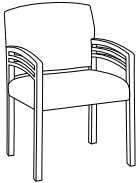
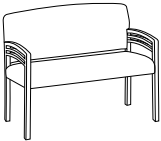
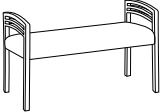
914 Arm Chair

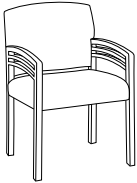
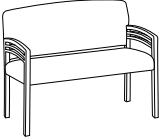

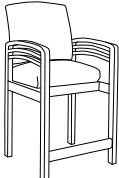


916 Two Seat Settee



918 Bench

	FABRIC GRADES	ZONE PRICING		
		1	2	3
<b>914 ARMCHAIR</b>  <ul style="list-style-type: none"> <li>• Solid wood frame</li> <li>• Triarc arm design</li> <li>• Upholstered seat/back</li> <li>• Cleanout feature</li> </ul> FREIGHT CLASS: 300 CUBIC FT.: 15.0 SHIP WT.: 35 QS	22.75"W x 25"D x 35"	Standard Yardage: 3		
	OPTION	PRICE	CODE	
	<b>Casters for Guest Chairs</b>	50.00	<b>C</b>	
	<i>See Ganging options on page 382</i>			
	1	710	721	731
	2/COM	773	785	796
	3/COL	834	847	859
4	905	919	932	
5	1104	1121	1137	
L	1506	1529	1551	
<b>916 TWO-SEAT SETTEE</b>  <ul style="list-style-type: none"> <li>• Solid wood frame</li> <li>• Triarc arm design</li> <li>• Upholstered seat/back</li> <li>• Cleanout feature</li> <li>• Reinforced seat frame</li> </ul> FREIGHT CLASS: 175 CUBIC FT.: 37.0 SHIP WT.: 64 QS	48"W x 25"D x 35"	Standard Yardage: 4.25		
	1	1139	1156	1173
	2/COM	1218	1236	1255
	3/COL	1300	1320	1339
	4	1391	1412	1433
	5	1644	1669	1693
	L	2158	2190	2223
<b>918 BENCH</b>  <ul style="list-style-type: none"> <li>• Solid wood frame</li> <li>• Triarc arm design</li> <li>• Upholstered seat</li> <li>• Reinforced seat frame</li> </ul> FREIGHT CLASS: 175 CUBIC FT.: 37.0 SHIP WT.: 69 QS	48"W x 22"D x 25.25"	Standard Yardage: 3		
	1	881	894	907
	2/COM	898	911	925
	3/COL	914	928	941
	4	942	956	970
	5	1006	1021	1036
	L	1136	1153	1170

	FABRIC GRADES	ZONE PRICING				
		1	2	3		
<b>912 30" BARIATRIC CHAIR</b>  <ul style="list-style-type: none"> <li>• Wood frame</li> <li>• Triarc arm design</li> <li>• Upholstered seat/back</li> <li>• Clean out feature</li> <li>• Reinforced seat frame</li> <li>• Rated to 500 lbs.</li> </ul> FREIGHT CLASS: 175 CUBIC FT.: 36.0 SHIP WT.: 65	32"W x 25"D x 5"	Standard Yardage: 3.75	1	909	923	936
			2/COM	945	959	973
			3/COL	977	992	1006
			4	1048	1064	1079
			5	1175	1193	1210
			L	1383	1404	1424
<b>913 40" BARIATRIC CHAIR</b>  <ul style="list-style-type: none"> <li>• Wood frame</li> <li>• Triarc arm design</li> <li>• Upholstered seat/back</li> <li>• Clean out feature</li> <li>• Reinforced seat frame</li> <li>• Rated to 500 lbs.</li> </ul> FREIGHT CLASS: 175 CUBIC FT.: 36.0 SHIP WT.: 81	43"W x 25"D x 35"	Standard Yardage: 4	1	1023	1038	1054
			2/COM	1064	1080	1096
			3/COL	1108	1125	1141
			4	1193	1211	1229
			5	1347	1367	1387
			L	1602	1626	1650
<b>915 HIGH BACK PATIENT CHAIR</b>  <ul style="list-style-type: none"> <li>• Wood frame</li> <li>• Triarc arm design</li> <li>• Upholstered seat/back</li> </ul> FREIGHT CLASS: 400 CUBIC FT.: 24.0 SHIP WT.: 43	22.75"W x 25"D x 46"	Standard Yardage: 3.75	1	795	807	819
			2/COM	836	849	861
			3/COL	881	894	907
			4	965	979	994
			5	1120	1137	1154
			L	1374	1395	1415
<b>920 HIP CHAIR</b>  <ul style="list-style-type: none"> <li>• Wood frame</li> <li>• Upholstered seat/back</li> <li>• Clean out feature</li> <li>• Seat height at 25.5"</li> <li>• 14" deep seat is recessed 5.5" from front of chair</li> <li>• Step at 6.5" from floor.</li> </ul> FREIGHT CLASS: 250 CUBIC FT.: 24.0 SHIP WT.: 45	23"W x 24.5"D x 43"	Standard Yardage: 3	1	1697	1722	1748
			2/COM	1728	1754	1780
			3/COL	1759	1785	1812
			4	1821	1848	1876
			5	1934	1963	1992
			L	2118	2150	2182

ALL FOAM & FABRICS USED ARE CAL 117 APPROVED

**QS** indicates a Quick Ship item.

Quick Ship is not available on any item ordered with options.

## Solid Comfort, Modern Metal

The **Trados Metal** guest seating collection features a triarc arm design enhanced by a smooth silver finish frame. Other finishes available at a 15% upcharge. Minimum 50 seat order. Contact customer service for a list of finishes available. This elegant yet sturdy chair can be further enhanced by the addition of the optional wood or urethane arm caps.

Steel cross brace construction and a heavy gauge steel frame provide 350 lb. capacity. Bariatric seating is rated to 500 lbs.

## Trados Metal Design Details

- *Triarc arm design*
- *Bariatric seating is rated to 500 lbs*
- *Collection includes patient seating and ganging waiting area seating*
- *Clean-out feature*
- *Reinforced seat frame*

## Additional options

- *Wood/Urethane arm caps*
- *Twelve finish selections available with wood arm cap*



914MET

### STANDARD ORDER: SPECIFICATION DETAIL

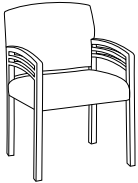
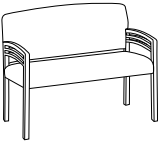
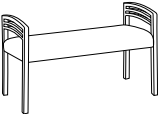
**914MET**

Base Model

**AP**

OPTIONAL  
wood arm cap

**Please Note:** If optional Wood arm cap is selected, add the finish code of your choice to the end of the model number. Urethane arm is only available in black; no color code is required.

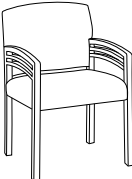
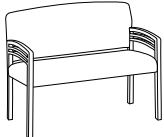

	FABRIC GRADES	ZONE PRICING			
		1	2	3	
<b>914MET ARMCHAIR</b>	22.75"W x 25"D x 35"H	St. Yardage: 3			
 <ul style="list-style-type: none"> <li>• Metal Triarc arms/legs</li> <li>• Upholstered seat/back</li> <li>• Cleanout feature</li> <li>• Steel reinforced cross braces</li> <li>• Back has hook and loop fasteners for easy field replacement</li> <li>• Field replaceable seat</li> </ul> <p>FREIGHT CLASS: 250 CUBIC FT.: 15.0 SHIP WT.: 45</p>	OPTION	PRICE	CODE		
	<b>Black Polyurethane Arm Caps</b>	80.00	<b>PC</b>		
	<b>Wood Arm Caps, Specify Finish</b>	80.00	<b>WA</b>		
					1 813 825 837
					2/COM 857 870 883
					3/COL 909 923 936
				4 991 1006 1021	
				5 1154 1171 1189	
				L 1458 1480 1502	
<b>916MET TWO-SEAT SETTEE</b>	48"W x 25"D x 35"H	St. Yardage: 4.25			
 <ul style="list-style-type: none"> <li>• Metal Triarc arms/legs</li> <li>• Upholstered seat/back</li> <li>• Cleanout feature</li> <li>• Steel reinforced cross braces</li> <li>• Back has hook and loop fasteners for easy field replacement</li> <li>• Field replaceable seat</li> </ul> <p>FREIGHT CLASS: 250 CUBIC FT.: 37.0 SHIP WT.: 82</p>	OPTION	PRICE	CODE		
	<b>Black Polyurethane Arm Caps</b>	80.00	<b>PC</b>		
	<b>Wood Arm Caps, Specify Finish</b>	80.00	<b>WA</b>		
					1 1305 1325 1344
					2/COM 1368 1389 1409
					3/COL 1442 1463 1485
				4 1557 1580 1604	
				5 1788 1815 1842	
				L 2218 2252 2285	
<b>918MET BENCH</b>	48"W x 22"D x 25.25"H	St. Yardage: 3			
 <ul style="list-style-type: none"> <li>• Metal Triarc arms/legs</li> <li>• Upholstered seat</li> <li>• Steel reinforced cross braces</li> <li>• Field replaceable seat</li> </ul> <p>FREIGHT CLASS: 175 CUBIC FT.: 37.0 SHIP WT.: 74</p>	OPTION	PRICE	CODE		
	<b>Black Polyurethane Arm Caps</b>	80.00	<b>PC</b>		
	<b>Wood Arm Caps, Specify Finish</b>	80.00	<b>WA</b>		
					1 1009 1024 1039
					2/COM 1053 1069 1085
					3/COL 1105 1122 1138
				4 1187 1205 1222	
				5 1350 1370 1390	
				L 1654 1678 1703	

ALL FOAM & FABRICS USED ARE CAL 117 APPROVED

**QS** indicates a Quickship item

FINISH SELECTION

ASPEN **AP** | HONEY CHERRY **HCY** | ROUGE MAHOGANY **RM** | MAHOGANY **MAH** | PEARWOOD **PW** | WALNUT **WAL** | WINDSOR CHERRY **WC** | BLACK **BLK** | CLASSIC CHERRY **CCY** | ESPRESSO **ESP** | MOAB **MOB** |

	FABRIC GRADES	ZONE PRICING		
		1	2	3
<b>912MET 30" BARIATRIC CHAIR</b>  <ul style="list-style-type: none"> <li>• Metal Triarc arms/legs</li> <li>• Upholstered seat/back</li> <li>• Cleanout feature</li> <li>• Steel reinforced cross braces</li> <li>• Rated to 500 lbs.</li> <li>• Back has hook and loop fastners for easy field replacement</li> <li>• Field replaceable seat</li> </ul> <p>FREIGHT CLASS: 300 CUBIC FT.: 36.0 SHIP WT.: 68</p>	32"W x 25"D x 35"H		St. Yardage: 3.75	
	OPTION	PRICE	CODE	
	Black Polyurethane Arm	80.00	<b>PC</b>	
	Caps			
	Wood Arm Caps, Specify	80.00	<b>WA</b>	
	Finish			
	1	1042	1058	1073
	2/COM	1098	1114	1130
	3/COL	1162	1180	1197
	4	1264	1283	1302
5	1468	1490	1512	
L	1848	1876	1903	
<b>913MET 40" BARIATRIC CHAIR</b>  <ul style="list-style-type: none"> <li>• Metal Triarc arms/legs</li> <li>• Upholstered seat/back</li> <li>• Cleanout feature</li> <li>• Steel reinforced cross braces</li> <li>• Rated to 500 lbs.</li> <li>• Back has hook and loop fastners for easy field replacement</li> <li>• Field replaceable seat</li> </ul> <p>FREIGHT CLASS: 250 CUBIC FT.: 36.0 SHIP WT.: 89</p>	43"W x 25"D x 35"H		St. Yardage: 4	
	OPTION	PRICE	CODE	
	Black Polyurethane Arm	80.00	<b>PC</b>	
	Caps			
	Wood Arm Caps, Specify	80.00	<b>WA</b>	
	Finish			
	1	1172	1189	1207
	2/COM	1231	1249	1268
	3/COL	1300	1320	1339
	4	1409	1430	1451
5	1626	1651	1675	
L	2031	2062	2092	
<b>915MET HIGH-BACK PATIENT CHAIR</b>  <ul style="list-style-type: none"> <li>• Metal Triarc arms/legs</li> <li>• Upholstered seat/back</li> <li>• Steel reinforced cross braces</li> <li>• Back has hook and loop fastners for easy field replacement</li> <li>• Field replaceable seat</li> </ul> <p>FREIGHT CLASS: 250 CUBIC FT.: 24.0 SHIP WT.: 53</p>	22.75"W x 25"D x 46"H		St. Yardage: 3.75	
	OPTION	PRICE	CODE	
	Black Polyurethane Arm	80.00	<b>PC</b>	
	Caps			
	Wood Arm Caps, Specify	80.00	<b>WA</b>	
	Finish			
	1	911	925	938
	2/COM	967	981	996
	3/COL	1031	1047	1062
	4	1133	1150	1167
5	1337	1357	1377	
L	1717	1743	1768	

ALL FOAM & FABRICS USED ARE CAL 117 APPROVED

**QS** indicates a Quickship item

## Design Flexibility with Armless Seating

Contempo presents elegant wood guest seating with extensive design flexibility. Solid hardwood frames offer the unique characteristics of wood. Choose from three arm styles. Select from four precision cut, multiple-layer hardwood plywood back designs known as Hourglass, Fan, Ladder and Puzzle.

## Contempo Features




- Armless
- 6 back designs: hourglass, fan, ladder, puzzle, upholstered and partial upholstered backs
- Suspended, improved-cushioning seats
- Multiple-density foam



9500 with upholstered back inset



9400 hourglass back

	FABRIC GRADES	ZONE PRICING		
		1	2	3
<b>9400 HOURGLASS BACK CHAIR</b>  <ul style="list-style-type: none"> <li>• Solid hardwood frame</li> <li>• Hourglass wood back</li> <li>• Cross rails for added leg support</li> </ul> FREIGHT CLASS: 250 CUBIC FT.: 15.0 SHIP WT.: 31	20"W x 22"D x 34"H	St. Yardage: 1.25		
	OPTION	PRICE	CODE	
	<b>Casters for Guest Chairs</b>	50.00	<b>C</b>	
	1	719	730	741
	2/COM	753	764	776
	3/COL	783	795	806
	L	1134	1151	1168
<b>9410 FAN BACK CHAIR</b>  <ul style="list-style-type: none"> <li>• Solid hardwood frame</li> <li>• Fan wood back</li> <li>• Cross rails for added leg support</li> </ul> FREIGHT CLASS: 250 CUBIC FT.: 15.0 SHIP WT.: 31	20"W x 22"D x 34"H	St. Yardage: 1.25		
	OPTION	PRICE	CODE	
	<b>Casters for Guest Chairs</b>	50.00	<b>C</b>	
	1	719	730	741
	2/COM	753	764	776
	3/COL	783	795	806
	L	1134	1151	1168
<b>9420 LADDER BACK CHAIR</b>  <ul style="list-style-type: none"> <li>• Solid hardwood frame</li> <li>• Ladder wood back</li> <li>• Cross rails for added leg support</li> </ul> FREIGHT CLASS: 250 CUBIC FT.: 15.0 SHIP WT.: 31	20"W x 22"D x 34"H	St. Yardage: 1.25		
	OPTION	PRICE	CODE	
	<b>Casters for Guest Chairs</b>	50.00	<b>C</b>	
	1	719	730	741
	2/COM	753	764	776
	3/COL	783	795	806
	L	1134	1151	1168


QS

FINISH SELECTION


ASPEN **AP** | BLACK **BLK** | NATURAL **FM** | HONEY CHERRY **HCY** | ROUGE MAHOGANY **RM** | MAHOGANY **MAH** |  
 MOAB **MOB** | PEARWOOD **PW** | WALNUT **WAL** | WINDSOR CHERRY **WC** | CLASSIC CHERRY **CCY** | ESPRESSO **ESP** |

SIN 711-16 **CONTEMPO ARMLESS**


GUEST

	FABRIC GRADES	ZONE PRICING		
		1	2	3
<b>9430 PUZZLE BACK CHAIR</b>				
				
<ul style="list-style-type: none"> <li>• Solid hardwood frame</li> <li>• Puzzle wood back</li> <li>• Cross rails for added leg support</li> </ul> FREIGHT CLASS: 250 CUBIC FT.: 15.0 SHIP WT.: 31	20"W x 22"D x 34"H	St. Yardage: 1.25		
	OPTION	PRICE	CODE	
	<b>Casters for Guest Chairs</b>	50.00	☒	
	1	719	730	741
	2/COM	753	764	776
	3/COL	783	795	806
	4	832	844	857
	5	939	953	967
	L	1134	1151	1168

QS

<b>9500 UPHOLSTERED BACK CHAIR</b>				
				
<ul style="list-style-type: none"> <li>• Solid hardwood frame</li> <li>• Upholstered back</li> <li>• Cross rails for added leg support</li> </ul> FREIGHT CLASS: 250 CUBIC FT.: 15.0 SHIP WT.: 34	20"W x 22"D x 34"H	St. Yardage: 2		
	OPTION	PRICE	CODE	
	<b>Casters for Guest Chairs</b>	50.00	☒	
	1	771	783	794
	2/COM	805	817	829
	3/COL	836	849	861
	4	886	899	913
	5	991	1006	1021
	L	1187	1205	1223

QS

<b>9510 PARTIAL UPHOLSTERED BACK CHAIR</b>				
				
<ul style="list-style-type: none"> <li>• Solid hardwood frame</li> <li>• Partial Upholstered back</li> <li>• Cross rails for added leg support</li> </ul> FREIGHT CLASS: 250 CUBIC FT.: 15.0 SHIP WT.: 33	200"W x 22"D x 34"H	St. Yardage: 2		
	OPTION	PRICE	CODE	
	<b>Casters for Guest Chairs</b>	50.00	☒	
	1	771	783	794
	2/COM	805	817	829
	3/COL	836	849	861
	4	886	899	913
	5	991	1006	1021
	L	1187	1205	1223

QS

<b>94CTC GANGING KIT</b>						
<ul style="list-style-type: none"> <li>• Chair-to-chair ganging</li> <li>• One kit needed for each connection</li> </ul> FREIGHT CLASS: 70 CUBIC FT.: 0.2 SHIP WT.: 1		St. Yardage:	N/A	27	27	28

ALL FOAM & FABRICS USED ARE CAL 117 APPROVED

QS indicates a Quick Ship item.

Quick Ship is not available on any item ordered with options.

# CONTEMPO ARM CHAIRS

SIN 711-16

## FINISH SELECTION

ASPEN **AP** | BLACK **BLK** | NATURAL **FM** | HONEY CHERRY **HCY** | ROUGE MAHOGANY **RM** | MAHOGANY **MAH** | MOAB **MOB** | PEARWOOD **PW** | WALNUT **WAL** | WINDSOR CHERRY **WC** | CLASSIC CHERRY **CCY** | ESPRESSO **ESP** |

GUEST

### Design Flexibility

**Contempo** presents elegant wood guest seating with extensive design flexibility. Solid hardwood frames offer the unique characteristics of wood. Choose from three arm styles. Select from four precision cut, multiple-layer hardwood plywood back designs known as Hourglass, Fan, Ladder and Puzzle.

### Contempo Features

- 3 arm designs: *curvilinear, sloped, and scalloped*
- 6 back designs: *hourglass, fan, ladder, puzzle, upholstered and partial upholstered backs*
- *Suspended, improved-cushioning seats*
- *Multiple-density foam*



Armchair with Puzzle Back

Curvilinear Arm



Scalloped Arm

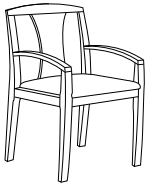


Sloped Arm



## CONTEMPO ARM CHAIRS: Hourglass Back:

### 9403 CURVILINEAR ARMS



- Solid hardwood frame with reinforcing stretchers
- Flexible seat suspension
- Generous seat foam

FREIGHT CLASS: 250  
CUBIC FT.: 15.0  
SHIP WT.: 32

22"W x 22.5"D x 34"H

St. Yardage: 1.25

OPTION	PRICE	CODE
Casters for Guest Chairs	50.00	C

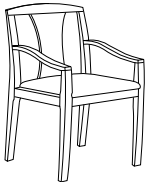
FABRIC GRADES

### ZONE PRICING

	1	2	3
1	771	783	794
2/COM	805	817	829
3/COL	836	849	861
4	886	899	913
5	991	1006	1021
L	1187	1205	1223

QS

### 9404 SLOPED ARMS



- Solid hardwood frame with reinforcing stretchers
- Flexible seat suspension
- Generous seat foam

FREIGHT CLASS: 250  
CUBIC FT.: 15.0  
SHIP WT.: 32

22"W x 22.5"D x 34"H

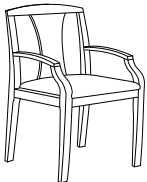
St. Yardage: 1.25

OPTION	PRICE	CODE
Casters for Guest Chairs	50.00	C

1	771	783	794
2/COM	805	817	829
3/COL	836	849	861
4	886	899	913
5	991	1006	1021
L	1187	1205	1223

QS

### 9405 SCALLOPED ARMS



- Solid hardwood frame with reinforcing stretchers
- Flexible seat suspension
- Generous seat foam

FREIGHT CLASS: 250  
CUBIC FT.: 15.0  
SHIP WT.: 32

22"W x 22.5"D x 34"H

St. Yardage: 1.25

OPTION	PRICE	CODE
Casters for Guest Chairs	50.00	C

1	771	783	794
2/COM	805	817	829
3/COL	836	849	861
4	886	899	913
5	991	1006	1021
L	1187	1205	1223







QS

ALL FOAM & FABRICS USED ARE CAL 117 APPROVED

QS indicates a Quickship item

Quick Ship is not available on any item ordered with options.



		ZONE PRICING										
		1	2	3								
<b>CONTEMPO ARM CHAIRS: Fan Back:</b>												
<b>9413 CURVILINEAR ARMS</b>  <ul style="list-style-type: none"> <li>• Solid hardwood frame with reinforcing stretchers</li> <li>• Flexible seat suspension</li> <li>• Generous seat foam</li> </ul> FREIGHT CLASS: 250 CUBIC FT.: 15.0 SHIP WT.: 32	22"W x 22.5"D x 34"H	St. Yardage: 1.25	1	771	783	794						
	<table border="1"> <thead> <tr> <th>OPTION</th> <th>PRICE</th> <th>CODE</th> </tr> </thead> <tbody> <tr> <td><b>Casters for Guest Chairs</b></td> <td>50.00</td> <td>☐</td> </tr> </tbody> </table>	OPTION	PRICE	CODE	<b>Casters for Guest Chairs</b>	50.00	☐			2/COM	805	817
OPTION	PRICE	CODE										
<b>Casters for Guest Chairs</b>	50.00	☐										
			3/COL	836	849	861						
			4	886	899	913						
			5	991	1006	1021						
			L	1187	1205	1223						
<b>9414 SLOPED ARMS</b>												
 <ul style="list-style-type: none"> <li>• Solid hardwood frame with reinforcing stretchers</li> <li>• Flexible seat suspension</li> <li>• Generous seat foam</li> </ul> FREIGHT CLASS: 250 CUBIC FT.: 15.0 SHIP WT.: 32	22"W x 22.5"D x 34"H	St. Yardage: 1.25	1	771	783	794						
	<table border="1"> <thead> <tr> <th>OPTION</th> <th>PRICE</th> <th>CODE</th> </tr> </thead> <tbody> <tr> <td><b>Casters for Guest Chairs</b></td> <td>50.00</td> <td>☐</td> </tr> </tbody> </table>	OPTION	PRICE	CODE	<b>Casters for Guest Chairs</b>	50.00	☐			2/COM	805	817
OPTION	PRICE	CODE										
<b>Casters for Guest Chairs</b>	50.00	☐										
			3/COL	836	849	861						
			4	886	899	913						
			5	991	1006	1021						
			L	1187	1205	1223						
<b>9415 SCALLOPED ARMS</b>												
 <ul style="list-style-type: none"> <li>• Solid hardwood frame with reinforcing stretchers</li> <li>• Flexible seat suspension</li> <li>• Generous seat foam</li> </ul> FREIGHT CLASS: 250 CUBIC FT.: 15.0 SHIP WT.: 32	22"W x 22.5"D x 34"H	St. Yardage: 1.25	1	771	783	794						
	<table border="1"> <thead> <tr> <th>OPTION</th> <th>PRICE</th> <th>CODE</th> </tr> </thead> <tbody> <tr> <td><b>Casters for Guest Chairs</b></td> <td>50.00</td> <td>☐</td> </tr> </tbody> </table>	OPTION	PRICE	CODE	<b>Casters for Guest Chairs</b>	50.00	☐			2/COM	805	817
OPTION	PRICE	CODE										
<b>Casters for Guest Chairs</b>	50.00	☐										
			3/COL	836	849	861						
			4	886	899	913						
			5	991	1006	1021						
			L	1187	1205	1223						
<b>CONTEMPO ARM CHAIRS: Ladder Back:</b>												
<b>9423 CURVILINEAR ARMS</b>  <ul style="list-style-type: none"> <li>• Solid hardwood frame with reinforcing stretchers</li> <li>• Flexible seat suspension</li> <li>• Generous seat foam</li> </ul> FREIGHT CLASS: 250 CUBIC FT.: 15.0 SHIP WT.: 32	22"W x 22.5"D x 34"H	St. Yardage: 1.25	1	771	783	794						
	<table border="1"> <thead> <tr> <th>OPTION</th> <th>PRICE</th> <th>CODE</th> </tr> </thead> <tbody> <tr> <td><b>Casters for Guest Chairs</b></td> <td>50.00</td> <td>☐</td> </tr> </tbody> </table>	OPTION	PRICE	CODE	<b>Casters for Guest Chairs</b>	50.00	☐			2/COM	805	817
OPTION	PRICE	CODE										
<b>Casters for Guest Chairs</b>	50.00	☐										
			3/COL	836	849	861						
			4	886	899	913						
			5	991	1006	1021						
			L	1187	1205	1223						
<b>9424 SLOPED ARMS</b>												
 <ul style="list-style-type: none"> <li>• Solid hardwood frame with reinforcing stretchers</li> <li>• Flexible seat suspension</li> <li>• Generous seat foam</li> </ul> FREIGHT CLASS: 250 CUBIC FT.: 15.0 SHIP WT.: 32	22"W x 22.5"D x 34"H	St. Yardage: 1.25	1	771	783	794						
	<table border="1"> <thead> <tr> <th>OPTION</th> <th>PRICE</th> <th>CODE</th> </tr> </thead> <tbody> <tr> <td><b>Casters for Guest Chairs</b></td> <td>50.00</td> <td>☐</td> </tr> </tbody> </table>	OPTION	PRICE	CODE	<b>Casters for Guest Chairs</b>	50.00	☐			2/COM	805	817
OPTION	PRICE	CODE										
<b>Casters for Guest Chairs</b>	50.00	☐										
			3/COL	836	849	861						
			4	886	899	913						
			5	991	1006	1021						
			L	1187	1205	1223						
<b>9425 SCALLOPED ARMS</b>												
 <ul style="list-style-type: none"> <li>• Solid hardwood frame with reinforcing stretchers</li> <li>• Flexible seat suspension</li> <li>• Generous seat foam</li> </ul> FREIGHT CLASS: 250 CUBIC FT.: 15.0 SHIP WT.: 32	22"W x 22.5"D x 34"H	St. Yardage: 1.25	1	771	783	794						
	<table border="1"> <thead> <tr> <th>OPTION</th> <th>PRICE</th> <th>CODE</th> </tr> </thead> <tbody> <tr> <td><b>Casters for Guest Chairs</b></td> <td>50.00</td> <td>☐</td> </tr> </tbody> </table>	OPTION	PRICE	CODE	<b>Casters for Guest Chairs</b>	50.00	☐			2/COM	805	817
OPTION	PRICE	CODE										
<b>Casters for Guest Chairs</b>	50.00	☐										
			3/COL	836	849	861						
			4	886	899	913						
			5	991	1006	1021						
			L	1187	1205	1223						

ALL FOAM & FABRICS USED ARE CAL 117 APPROVED

**QS** indicates a Quick Ship item.  
 Quick Ship is not available on any item ordered with options.


# CONTEMPO ARM CHAIRS SIN 711-16

FINISH SELECTION  
 ASPEN **AP** | BLACK **BLK** | NATURAL **FM** | HONEY CHERRY **HCY** | ROUGE MAHOGANY **RM** |  
 MAHOGANY **MAH** | MOAB **MOB** | PEARWOOD **PW** | WALNUT **WAL** | WINDSOR CHERRY **WC** |  
 CLASSIC CHERRY **CCY** | ESPRESSO **ESP** |

GUEST

## CONTEMPO ARM CHAIRS: Puzzle Back:

### 9433 CURVILINEAR ARMS



- Solid hardwood frame with reinforcing stretchers
  - Flexible seat suspension
  - Generous seat foam
- FREIGHT CLASS: 250  
 CUBIC FT.: 15.0  
 SHIP WT.: 32

22"W x 22.5"D x 34"H St. Yardage: 1.25

OPTION	PRICE	CODE
<b>Casters for Guest Chairs</b>	50.00	<b>C</b>

FABRIC GRADES	ZONE PRICING		
	1	2	3
1	771	783	794
2/COM	805	817	829
3/COL	836	849	861
4	886	899	913
5	991	1006	1021
L	1187	1205	1223

QS

### 9434 SLOPED ARMS



- Solid hardwood frame with reinforcing stretchers
  - Flexible seat suspension
  - Generous seat foam
- FREIGHT CLASS: 250  
 CUBIC FT.: 15.0  
 SHIP WT.: 32

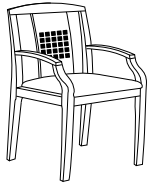
22"W x 22.5"D x 34"H St. Yardage: 1.25

OPTION	PRICE	CODE
<b>Casters for Guest Chairs</b>	50.00	<b>C</b>

1	771	783	794
2/COM	805	817	829
3/COL	836	849	861
4	886	899	913
5	991	1006	1021
L	1187	1205	1223

QS

### 9435 SCALLOPED ARMS



- Solid hardwood frame with reinforcing stretchers
  - Flexible seat suspension
  - Generous seat foam
- FREIGHT CLASS: 250  
 CUBIC FT.: 15.0  
 SHIP WT.: 32

22"W x 22.5"D x 34"H St. Yardage: 1.25

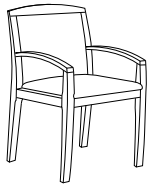
OPTION	PRICE	CODE
<b>Casters for Guest Chairs</b>	50.00	<b>C</b>

1	771	783	794
2/COM	805	817	829
3/COL	836	849	861
4	886	899	913
5	991	1006	1021
L	1187	1205	1223

QS

## CONTEMPO ARM CHAIRS: Fully Upholstered Back:

### 9503 CURVILINEAR ARMS



- Solid hardwood frame with reinforcing stretchers
  - Flexible seat suspension
  - Generous seat foam
- FREIGHT CLASS: 250  
 CUBIC FT.: 15.0  
 SHIP WT.: 37

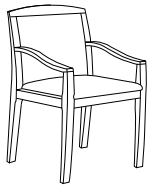
22"W x 22.5"D x 34"H St. Yardage: 2

OPTION	PRICE	CODE
<b>Casters for Guest Chairs</b>	50.00	<b>C</b>

1	836	849	861
2/COM	892	905	919
3/COL	940	954	968
4	1020	1035	1051
5	1189	1207	1225
L	1500	1523	1545

QS

### 9504 SLOPED ARMS



- Solid hardwood frame with reinforcing stretchers
  - Flexible seat suspension
  - Generous seat foam
- FREIGHT CLASS: 250  
 CUBIC FT.: 15.0  
 SHIP WT.: 37

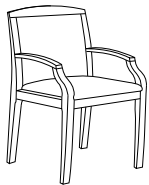
22"W x 22.5"D x 34"H St. Yardage: 2

OPTION	PRICE	CODE
<b>Casters for Guest Chairs</b>	50.00	<b>C</b>

1	836	849	861
2/COM	892	905	919
3/COL	940	954	968
4	1020	1035	1051
5	1189	1207	1225
L	1500	1523	1545

QS

### 9505 SCALLOPED ARMS



- Solid hardwood frame with reinforcing stretchers
  - Flexible seat suspension
  - Generous seat foam
- FREIGHT CLASS: 250  
 CUBIC FT.: 15.0  
 SHIP WT.: 37

22"W x 22.5"D x 34"H St. Yardage: 2

OPTION	PRICE	CODE
<b>Casters for Guest Chairs</b>	50.00	<b>C</b>


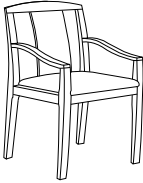

1	836	849	861
2/COM	892	905	919
3/COL	940	954	968
4	1020	1035	1051
5	1189	1207	1225
L	1500	1523	1545

QS

ALL FOAM & FABRICS USED ARE CAL 117 APPROVED

QS indicates a Quickship item

Quick Ship is not available on any item ordered with options.

		ZONE PRICING		
		1	2	3
<b>CONTEMPO ARM CHAIRS: Partial Upholstered Back:</b>				
<b>9513 CURVILINEAR ARMS</b>	22"W x 22.5"D x 34"H	1	836	849
	<ul style="list-style-type: none"> <li>• Solid hardwood frame with reinforcing stretchers</li> <li>• Flexible seat suspension</li> <li>• Generous seat foam</li> </ul> FREIGHT CLASS: 250 CUBIC FT.: 15.0 SHIP WT.: 35	2/COM	892	905
<b>QS</b>	OPTION PRICE CODE <b>Casters for Guest Chairs</b> 50.00 <b>☒</b>	3/COL	940	954
		4	1020	1035
		5	1189	1207
		L	1500	1523
				861
<b>9514 SLOPED ARMS</b>	22"W x 22.5"D x 34"H	1	836	849
	<ul style="list-style-type: none"> <li>• Solid hardwood frame with reinforcing stretchers</li> <li>• Flexible seat suspension</li> <li>• Generous seat foam</li> </ul> FREIGHT CLASS: 250 CUBIC FT.: 15.0 SHIP WT.: 35	2/COM	892	905
<b>QS</b>	OPTION PRICE CODE <b>Casters for Guest Chairs</b> 50.00 <b>☒</b>	3/COL	940	954
		4	1020	1035
		5	1189	1207
		L	1500	1523
				861
<b>9515 SCALLOPED ARMS</b>	22"W x 22.5"D x 34"H	1	836	849
	<ul style="list-style-type: none"> <li>• Solid hardwood frame with reinforcing stretchers</li> <li>• Flexible seat suspension</li> <li>• Generous seat foam</li> </ul> FREIGHT CLASS: 250 CUBIC FT.: 15.0 SHIP WT.: 35	2/COM	892	905
<b>QS</b>	OPTION PRICE CODE <b>Casters for Guest Chairs</b> 50.00 <b>☒</b>	3/COL	940	954
		4	1020	1035
		5	1189	1207
		L	1500	1523
				861
<b>94CTC GANGING KIT</b>		N/A	27	27
	<ul style="list-style-type: none"> <li>• Chair-to-chair ganging</li> <li>• One kit needed for each connection</li> </ul> FREIGHT CLASS: 70 CUBIC FT.: 0.2 SHIP WT.: 1			28
<b>QS</b>				

ALL FOAM & FABRICS USED ARE CAL 117 APPROVED

**QS** indicates a Quick Ship item.

Quick Ship is not available on any item ordered with options.

## Traditional Style, Modern Value

**Traditional Seating Series** features period influences to create Wing Back, Gooseneck and other classic styles. Traditional tufting, individually-placed brass nail trim and shaped wood basecaps enhance the design.

## Chair Details

- Brass nail trim
- Traditional tufting is standard on some models
- Black, dual-wheel casters

## Additional Options

- Knee tilt control option
- Edge Guard option
- Non-Tufted option
- No Brass Trim option



4072 Loveseat






4075 Arm Chair



4053 Goose Neck Arm Chair



4074 Wing Back Arm Chair


	FABRIC GRADES	ZONE PRICING			
		1	2	3	
<b>4013 CAPTAIN'S ARM CHAIR</b>  <ul style="list-style-type: none"> <li>• Brass nail head trim on back, arms and seat</li> <li>• Padded platform arms</li> </ul> FREIGHT CLASS: 250 CUBIC FT.: 14.0 SHIP WT.: 30	27"W x 25"D x 30"H	St. Yardage: 2			
	OPTION	PRICE	CODE		
	No Brass Trim Option	NC	NB		
		1	793	805	817
		2/COM	846	859	871
		3/COL	896	909	923
		4	973	988	1002
	5	1144	1161	1178	
	L	1458	1480	1502	
<b>4016 CONFERENCE CHAIR</b>  <ul style="list-style-type: none"> <li>• Brass nail head trim on back, arms and seat</li> <li>• Padded platform arms</li> <li>• Casters for mobility</li> </ul> FREIGHT CLASS: 250 CUBIC FT.: 14.0 SHIP WT.: 30	27"W x 25"D x 29.5"H	St. Yardage: 2			
	OPTION	PRICE	CODE		
	No Brass Trim Option	NC	NB		
		1	867	880	893
		2/COM	921	935	949
		3/COL	971	986	1000
		4	1045	1061	1076
	5	1220	1238	1257	
	L	1529	1552	1575	
<b>4017 MANAGEMENT SWIVEL</b>  <ul style="list-style-type: none"> <li>• Brass nail head trim on back, arms and seat</li> <li>• Padded platform arms</li> <li>• 5-prong steel base with hardwood caps</li> <li>• Pneumatic seat-height adjustment</li> <li>• Standard swivel tilt</li> </ul> FREIGHT CLASS: 150 CUBIC FT.: 19.0 SHIP WT.: 52	27"W x 25"D x 32-36"H	St. Yardage: 2			
	OPTION	PRICE	CODE		
	Knee Tilt Control	100.00	K		
	No Brass Trim Option	NC	NB		
	CASTER	PRICE	CODE		
	Self-Locking Casters	85.00	S		
	Braking Casters	30.00	B		
Hard-Floor Casters	19.00	H			
Glides	NC	GL			
	1	1043	1059	1074	
	2/COM	1102	1119	1135	
	3/COL	1152	1169	1187	
	4	1227	1245	1264	
	5	1402	1423	1444	
	L	1707	1733	1758	

ALL FOAM & FABRICS USED ARE CAL 117 APPROVED

**QS** indicates a Quickship item

Quick Ship is not available on any item ordered with options.


FABRIC GRADES	ZONE PRICING		
	1	2	3
<b>4053 GOOSE NECK ARM CHAIR</b>			
25"W x 29"D x 49"H			
St. Yardage: 3.5			
<b>OPTION</b>	<b>PRICE</b>	<b>CODE</b>	
<b>Upholstered Arm Caps</b>	114.00	<b>UA</b>	
<b>Non-Tufted Option</b>	NC	<b>NT</b>	
	1	1549	1572
	2/COM	1644	1669
	3/COL	1732	1758
	4	1861	1889
	5	2159	2191
	L	2712	2753



- Tufted seat and back
  - Goose neck arms
- FREIGHT CLASS: 250  
CUBIC FT.: 23.0  
SHIP WT.: 48

QS

<b>4054 ARMLESS SIDE CHAIR</b>			
25"W x 29"D x 43"H			
St. Yardage: 3.5			
<b>OPTION</b>	<b>PRICE</b>	<b>CODE</b>	
<b>Non-Tufted Option</b>	NC	<b>NT</b>	
	1	1111	1128
	2/COM	1160	1177
	3/COL	1216	1234
	4	1304	1324
	5	1481	1503
	L	1810	1837



- Tufted seat and back
- FREIGHT CLASS: 250  
CUBIC FT.: 23.0  
SHIP WT.: 45

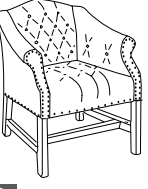
<b>4057 GOOSE NECK SWIVEL</b>			
25"W x 29"D x 42-46"H			
St. Yardage: 3.5			
<b>OPTION</b>	<b>PRICE</b>	<b>CODE</b>	
<b>Knee Tilt Control</b>	100.00	<b>K</b>	
<b>Edge Guard</b>	16.00	<b>E</b>	
<b>Non-Tufted Option</b>	NC	<b>NT</b>	
<b>Upholstered Arm Caps</b>	114.00	<b>UA</b>	
<b>CASTER</b>	<b>PRICE</b>	<b>CODE</b>	
<b>Self-Locking Casters</b>	85.00	<b>S</b>	
<b>Braking Casters</b>	30.00	<b>B</b>	
<b>Hard-Floor Casters</b>	19.00	<b>H</b>	
<b>Glides</b>	NC	<b>GL</b>	
	1	1697	1722
	2/COM	1791	1818
	3/COL	1880	1908
	4	2007	2037
	5	2314	2349
	L	2857	2900



- Tufted seat and back
  - Goose neck arms
  - 5-prong steel base with hardwood caps
  - Pneumatic seat-height adjustment
  - Standard swivel tilt
- FREIGHT CLASS: 150  
CUBIC FT.: 26.0  
SHIP WT.: 58

QS


<b>4075 ARM CHAIR</b>			
28"W x 26"D x 29"H			
St. Yardage: 3.5			
<b>OPTION</b>	<b>PRICE</b>	<b>CODE</b>	
<b>No Brass Trim Option</b>	NC	<b>NB</b>	
<b>Non-Tufted Option</b>	NC	<b>NT</b>	
	1	1168	1186
	2/COM	1273	1292
	3/COL	1355	1375
	4	1497	1519
	5	1812	1839
	L	2370	2406



- Tufted seat and back
  - Brass nail head trim on arms and seat
  - Cross rails for additional leg support
- FREIGHT CLASS: 250  
CUBIC FT.: 14.0  
SHIP WT.: 46

QS

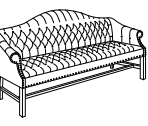
<b>4076 CONFERENCE CHAIR WITH CASTERS</b>			
28"W x 26"D x 29"H			
St. Yardage: 3.5			
<b>OPTION</b>	<b>PRICE</b>	<b>CODE</b>	
<b>No Brass Trim Option</b>	NC	<b>NB</b>	
<b>Non-Tufted Option</b>	NC	<b>NT</b>	
	1	1199	1217
	2/COM	1296	1315
	3/COL	1385	1406
	4	1518	1541
	5	1816	1843
	L	2378	2414



- Tufted seat and back
  - Brass nail head trim on arms and seat
  - Dual wheel casters
  - Available in the finishes listed
- FREIGHT CLASS: 250  
CUBIC FT.: 14.0  
SHIP WT.: 45

QS

<b>4072 LOVESEAT</b>			
57"W x 27.5"D x 34"H			
St. Yardage: 6.75			
<b>OPTION</b>	<b>PRICE</b>	<b>CODE</b>	
<b>No Brass Trim Option</b>	NC	<b>NB</b>	
<b>Non-Tufted Option</b>	NC	<b>NT</b>	
	1	1713	1739
	2/COM	1906	1935
	3/COL	2070	2101
	4	2326	2361
	5	2899	2942
	L	3950	4009



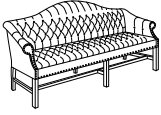
- Tufted seat, back and inside arm
  - Brass nail head trim on arms and seat
  - Traditional scroll arm and camelback
  - Cross rail adds leg support
- FREIGHT CLASS: 175  
CUBIC FT.: 36.0  
SHIP WT.: 78

QS

ALL FOAM & FABRICS USED ARE CAL 117 APPROVED

QS indicates a Quick Ship item.  
Quick Ship is not available on any item ordered with options.

## 4083 SOFA



- Tufted seat, back and inside arm
- Brass nail head trim on arms and seat
- Traditional scroll arm and camelback
- Cross rail adds leg support

FREIGHT CLASS: 175  
 CUBIC FT.: 54.0  
 SHIP WT.: 113

78"W x 28"D x 35"H

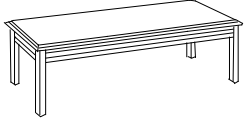
St. Yardage: 8.5

FABRIC GRADES	ZONE PRICING		
	1	2	3
1	2120	2152	2184
2/COM	2361	2396	2432
3/COL	2568	2607	2645
4	2889	2932	2976
5	3606	3660	3714
L	4945	5019	5093

OPTION	PRICE	CODE
No Brass Trim Option	NC	<b>NB</b>
Non-Tufted Option	NC	<b>NT</b>

QS

## Traditional Cocktail Table



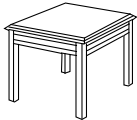
- High-gloss, high pressure laminate top in Mahogany and Windsor Cherry
- Shaped edges
- Ships unassembled, easy assembly

Freight Class: 100

TR_4020	QS	54" X 24" X 16"	Cubic Ft:5.5	Ship Weight:55	730	741	752
---------	----	-----------------	--------------	----------------	-----	-----	-----

QS FINISHES	M
Finish Options: Mahogany (M), Windsor Cherry (WC) and Oak (O) Note: Oak finish has a satin laminate top	

## Traditional End Table



- High-gloss, high pressure laminate top in Mahogany and Windsor Cherry
- Shaped edges
- Ships unassembled, easy assembly

Freight Class: 92.5

TR_4023	QS	22" X 27" X 18"	Cubic Ft:2.5	Ship Weight:35	603	612	621
---------	----	-----------------	--------------	----------------	-----	-----	-----

QS FINISHES	M
Finish Options: Mahogany (M), Windsor Cherry (WC) and Oak (O) Note: Oak finish has a satin laminate top	

## 4073 WING BACK ARM CHAIR



- Queen Anne style legs on front
- Tufted seat and back
- Brass nail head trim on arms and seat

FREIGHT CLASS: 250  
 CUBIC FT.: 20.0  
 SHIP WT.: 48

27"W x 29"D x 39"H

St. Yardage: 5.75

1	1212	1230	1248
2/COM	1337	1357	1377
3/COL	1449	1471	1492
4	1620	1644	1669
5	1999	2029	2059
L	2704	2745	2785

OPTION	PRICE	CODE
No Brass Trim Option	NC	<b>NB</b>
Non-Tufted Option	NC	<b>NT</b>

QS

## 4074 WING BACK ARM CHAIR



- Full-size seat and back
- Queen Anne style legs on front
- Tufted seat and back
- Brass nail head trim on arms and seat

FREIGHT CLASS: 250  
 CUBIC FT.: 26.0  
 SHIP WT.: 51

29"W x 31"D x 40.5"H

St. Yardage: 6.75

1	1284	1303	1323
2/COM	1378	1399	1419
3/COL	1475	1497	1519
4	1633	1657	1682
5	1982	2012	2041
L	2594	2633	2672

OPTION	PRICE	CODE
No Brass Trim Option	NC	<b>NB</b>
Non-Tufted Option	NC	<b>NT</b>

QS

## 4077 WING BACK SWIVEL



- Tufted seat and back
- Brass nail head trim on arms and seat
- 5-prong steel base with hardwood caps
- Pneumatic seat-height adjustment
- Standard swivel tilt
- Dual wheel casters

FREIGHT CLASS: 150  
 CUBIC FT.: 26.0  
 SHIP WT.: 71

27.5"W x 29"D x 40-43"H

St. Yardage: 4.5




1	1277	1296	1315
2/COM	1402	1423	1444
3/COL	1510	1533	1555
4	1679	1704	1729
5	2059	2090	2121
L	2770	2812	2853

OPTION	PRICE	CODE
Knee Tilt Control	100.00	<b>K</b>
Edge Guard	16.00	<b>E</b>
No Brass Trim Option	NC	<b>NB</b>
Non-Tufted Option	NC	<b>NT</b>

CASTER	PRICE	CODE
Self-Locking Casters	85.00	<b>S</b>
Braking Casters	30.00	<b>B</b>
Hard-Floor Casters	19.00	<b>H</b>
Glides	NC	<b>GL</b>

QS

		ZONE PRICING			
		1	2	3	
 <p><b>4078 WING BACK EXECUTIVE SWIVEL</b></p> <ul style="list-style-type: none"> <li>• Tufted seat and back</li> <li>• Brass nail trim on arms and seat</li> <li>• 5-prong steel base with hardwood caps</li> <li>• Pneumatic seat-height adjustment</li> <li>• Standard swivel tilt</li> <li>• Black dual-wheel carpet casters</li> </ul> <p>FREIGHT CLASS: 150 CUBIC FT.: 26.0 SHIP WT.: 77</p>	29"W x 30"D x 41-45"H	St. Yardage: 5.75			
	<b>OPTION</b>	<b>PRICE</b>	<b>CODE</b>		
	<b>Knee Tilt Control</b>	100.00	<b>K</b>		
	<b>Edge Guard</b>	16.00	<b>E</b>		
	<b>No Brass Trim Option</b>	NC	<b>NB</b>		
	<b>Non-Tufted Option</b>	NC	<b>NT</b>		
	<b>CASTER</b>	<b>PRICE</b>	<b>CODE</b>		
	<b>Self-Locking Casters</b>	85.00	<b>S</b>		
	<b>Braking Casters</b>	30.00	<b>B</b>		
	<b>Hard-Floor Casters</b>	19.00	<b>H</b>		
<b>Glides</b>	NC	<b>GL</b>			
		1	1543	1566	1589
		2/COM	1700	1726	1751
		3/COL	1842	1870	1897
		4	2059	2090	2121
		5	2551	2589	2628
		L	3446	3498	3549
 <p><b>4178 JUDGE'S EXECUTIVE SWIVEL</b></p> <ul style="list-style-type: none"> <li>• 5-prong steel base with hardwood caps</li> <li>• Pneumatic seat-height adjustment</li> <li>• Brass nail trim on arms and seat</li> <li>• Standard swivel tilt</li> <li>• Black dual-wheel carpet casters</li> </ul> <p>FREIGHT CLASS: 150 CUBIC FT.: 28.0 SHIP WT.: 79</p>	29"W x 32"D x 42-46"H	St. Yardage: 5.75			
	<b>OPTION</b>	<b>PRICE</b>	<b>CODE</b>		
	<b>Knee Tilt Control</b>	100.00	<b>K</b>		
	<b>Edge Guard</b>	16.00	<b>E</b>		
	<b>No Brass Trim Option</b>	NC	<b>NB</b>		
	<b>CASTER</b>	<b>PRICE</b>	<b>CODE</b>		
	<b>Self-Locking Casters</b>	85.00	<b>S</b>		
	<b>Braking Casters</b>	30.00	<b>B</b>		
	<b>Hard-Floor Casters</b>	19.00	<b>H</b>		
	<b>Glides</b>	NC	<b>GL</b>		
		1	1637	1662	1686
		2/COM	1803	1830	1857
		3/COL	1951	1980	2010
		4	2178	2211	2243
		5	2690	2730	2771
		L	3630	3684	3739
 <p><b>4277 EXTRA-HIGH BACK EXECUTIVE SWIVEL</b></p> <ul style="list-style-type: none"> <li>• Tufted seat and back</li> <li>• Thickly padded foam seat</li> <li>• Brass nail head trim on arms and seat</li> <li>• 5-prong steel base with hardwood caps</li> <li>• Pneumatic seat-height adjustment</li> <li>• Black dual-wheel carpet casters</li> </ul> <p>FREIGHT CLASS: 150 CUBIC FT.: 27.0 SHIP WT.: 83</p>	28"W x 31"D x 48-52"H	St. Yardage: 5			
	<b>OPTION</b>	<b>PRICE</b>	<b>CODE</b>		
	<b>Knee Tilt Control</b>	100.00	<b>K</b>		
	<b>Edge Guard</b>	16.00	<b>E</b>		
	<b>No Brass Trim Option</b>	NC	<b>NB</b>		
	<b>Non-Tufted Option</b>	NC	<b>NT</b>		
	<b>CASTER</b>	<b>PRICE</b>	<b>CODE</b>		
	<b>Self-Locking Casters</b>	85.00	<b>S</b>		
	<b>Braking Casters</b>	30.00	<b>B</b>		
	<b>Hard-Floor Casters</b>	19.00	<b>H</b>		
<b>Glides</b>	NC	<b>GL</b>			
		1	1575	1599	1622
		2/COM	1719	1745	1771
		3/COL	1848	1876	1903
		4	2046	2077	2107
		5	2488	2525	2563
		L	3298	3347	3397

# SCOOP TRADITIONAL SIN 711-18

FINISH SELECTION  
 ASPEN **AP** | HONEY CHERRY **HCY** | ROUGE MAHOGANY **RM** | MAHOGANY **MAH** | MOAB **MOB** | PEARWOOD **PW** |  
 WALNUT **WAL** | WINDSOR CHERRY **WC** | BLACK **BLK** | CLASSIC CHERRY **CCY** | ESPRESSO **ESP** |

TRADITIONAL OFFICE

## Period Influence, Timeless Appeal

**Scoop Traditional Seating** features period influences in a variety of swivel and guest seating. Traditional tufting, individually-placed brass nail trim and shaped wood base caps enhance the design.

## Scoop Traditional Details

- Pneumatic lifts on all swivel chairs
- Standard swivel tilt on all swivel chairs
- Brass nail trim
- 3 arm styles: open wood arms, arms with padded cap, and rolled style upholstered arm
- Dual-wheel casters

## Additional Options

- Knee tilt control option
- Edge Guard option
- Non-Tufted seat and back option
- No Brass Trim option



Executive 4161



Executive 4141



4121 Executive






4127 Management



4122 Guest



4123 Guest

			ZONE PRICING																														
			1	2	3																												
<b>4121 EXECUTIVE SWIVEL</b>	24"W x 31"D x 38-41.5"H	St. Yardage: 3.75	1	1056	1072	1088																											
	<ul style="list-style-type: none"> <li>• Tufted seat and back</li> <li>• Padded arms</li> <li>• 5-prong steel base with hardwood caps</li> <li>• Pneumatic seat-height adjustment</li> <li>• Standard swivel tilt</li> <li>• Dual wheel casters</li> </ul> FREIGHT CLASS: 150 CUBIC FT.: 21.0 SHIP WT.: 51	<table border="1"> <thead> <tr> <th>OPTION</th> <th>PRICE</th> <th>CODE</th> </tr> </thead> <tbody> <tr> <td><b>Knee Tilt Control</b></td> <td>100.00</td> <td><b>K</b></td> </tr> <tr> <td><b>Edge Guard</b></td> <td>16.00</td> <td><b>E</b></td> </tr> <tr> <td><b>Non-Tufted Option</b></td> <td>NC</td> <td><b>NT</b></td> </tr> </tbody> </table> <table border="1"> <thead> <tr> <th>CASTER</th> <th>PRICE</th> <th>CODE</th> </tr> </thead> <tbody> <tr> <td><b>Self-Locking Casters</b></td> <td>85.00</td> <td><b>S</b></td> </tr> <tr> <td><b>Braking Casters</b></td> <td>30.00</td> <td><b>B</b></td> </tr> <tr> <td><b>Hard-Floor Casters</b></td> <td>19.00</td> <td><b>H</b></td> </tr> <tr> <td><b>Glides</b></td> <td>NC</td> <td><b>GL</b></td> </tr> </tbody> </table>	OPTION	PRICE	CODE	<b>Knee Tilt Control</b>	100.00	<b>K</b>	<b>Edge Guard</b>	16.00	<b>E</b>	<b>Non-Tufted Option</b>	NC	<b>NT</b>	CASTER	PRICE	CODE	<b>Self-Locking Casters</b>	85.00	<b>S</b>	<b>Braking Casters</b>	30.00	<b>B</b>	<b>Hard-Floor Casters</b>	19.00	<b>H</b>	<b>Glides</b>	NC	<b>GL</b>	2/COM	1160	1177	1195
OPTION	PRICE	CODE																															
<b>Knee Tilt Control</b>	100.00	<b>K</b>																															
<b>Edge Guard</b>	16.00	<b>E</b>																															
<b>Non-Tufted Option</b>	NC	<b>NT</b>																															
CASTER	PRICE	CODE																															
<b>Self-Locking Casters</b>	85.00	<b>S</b>																															
<b>Braking Casters</b>	30.00	<b>B</b>																															
<b>Hard-Floor Casters</b>	19.00	<b>H</b>																															
<b>Glides</b>	NC	<b>GL</b>																															
			3/COL	1249	1268	1286																											
			4	1398	1419	1440																											
			5	1711	1737	1762																											
			L	2305	2340	2374																											
<b>4122 ARM CHAIR</b>	23"W x 27"D x 33"H	St. Yardage: 3.75	1	692	702	713																											
	<ul style="list-style-type: none"> <li>• Wood arms</li> <li>• Tufted seat and back</li> <li>• Built-in lumbar support</li> </ul> FREIGHT CLASS: 250 CUBIC FT.: 15.0 SHIP WT.: 30	<table border="1"> <thead> <tr> <th>OPTION</th> <th>PRICE</th> <th>CODE</th> </tr> </thead> <tbody> <tr> <td><b>Non-Tufted Option</b></td> <td>NC</td> <td><b>NT</b></td> </tr> </tbody> </table>	OPTION	PRICE	CODE	<b>Non-Tufted Option</b>	NC	<b>NT</b>	2/COM	793	805	817																					
OPTION	PRICE	CODE																															
<b>Non-Tufted Option</b>	NC	<b>NT</b>																															
			3/COL	889	902	916																											
			4	1030	1045	1061																											
			5	1348	1368	1388																											
			L	1934	1963	1992																											
<b>4123 ARM CHAIR</b>	24"W x 27"D x 33"H	St. Yardage: 3.75	1	721	732	743																											
	<ul style="list-style-type: none"> <li>• Padded arms</li> <li>• Tufted seat and back</li> <li>• Built-in lumbar support</li> </ul> FREIGHT CLASS: 250 CUBIC FT.: 15.0 SHIP WT.: 30	<table border="1"> <thead> <tr> <th>OPTION</th> <th>PRICE</th> <th>CODE</th> </tr> </thead> <tbody> <tr> <td><b>Non-Tufted Option</b></td> <td>NC</td> <td><b>NT</b></td> </tr> </tbody> </table>	OPTION	PRICE	CODE	<b>Non-Tufted Option</b>	NC	<b>NT</b>	2/COM	828	840	853																					
OPTION	PRICE	CODE																															
<b>Non-Tufted Option</b>	NC	<b>NT</b>																															
			3/COL	919	933	947																											
			4	1061	1077	1093																											
			5	1377	1398	1418																											
			L	1962	1991	2021																											






QS

ALL FOAM & FABRICS USED ARE CAL 117 APPROVED

QS indicates a Quickship item

Quick Ship is not available on any item ordered with options.



		FABRIC GRADES		ZONE PRICING			
				1	2	3	
<b>4127 MANAGEMENT SWIVEL</b>  <ul style="list-style-type: none"> <li>• Padded arms</li> <li>• Tufted seat and back</li> <li>• 5-prong steel base with hardwood caps</li> <li>• Pneumatic seat-height adjustment</li> <li>• Standard swivel tilt</li> <li>• Dual wheel casters</li> </ul> FREIGHT CLASS: 150 CUBIC FT.: 19.0 SHIP WT.: 48	24"W x 27.5"D x 32-35"H	St. Yardage: 3.75		1	988	1003	1018
	OPTION	PRICE	CODE	2/COM	1091	1107	1124
	<b>Knee Tilt Control</b>	100.00	<b>K</b>	3/COL	1183	1201	1218
	<b>Edge Guard</b>	16.00	<b>E</b>	4	1323	1343	1363
	<b>Non-Tufted Option</b>	NC	<b>NT</b>	5	1643	1668	1692
	CASTER	PRICE	CODE	L	2233	2266	2300
	<b>Self-Locking Casters</b>	85.00	<b>S</b>				
	<b>Braking Casters</b>	30.00	<b>B</b>				
	<b>Hard-Floor Casters</b>	19.00	<b>H</b>				
	<b>Glides</b>	NC	<b>GL</b>				
<b>4141 EXECUTIVE SWIVEL</b>  <ul style="list-style-type: none"> <li>• Tufted seat and back</li> <li>• Fully upholstered, flared arms</li> <li>• 5-prong steel base with hardwood caps</li> <li>• Pneumatic seat-height adjustment</li> <li>• Standard swivel tilt</li> <li>• Dual wheel casters</li> </ul> FREIGHT CLASS: 150 CUBIC FT.: 21.0 SHIP WT.: 62	27"W x 31"D x 38-41.5"H	St. Yardage: 5		1	1180	1198	1215
	OPTION	PRICE	CODE	2/COM	1328	1348	1368
	<b>Knee Tilt Control</b>	100.00	<b>K</b>	3/COL	1452	1474	1496
	<b>Edge Guard</b>	16.00	<b>E</b>	4	1650	1675	1700
	<b>Non-Tufted Option</b>	NC	<b>NT</b>	5	2089	2120	2152
	CASTER	PRICE	CODE	L	2912	2956	2999
	<b>Self-Locking Casters</b>	85.00	<b>S</b>				
	<b>Braking Casters</b>	30.00	<b>B</b>				
	<b>Hard-Floor Casters</b>	19.00	<b>H</b>				
	<b>Glides</b>	NC	<b>GL</b>				
<b>4147 MANAGEMENT SWIVEL</b>  <ul style="list-style-type: none"> <li>• Tufted seat and back</li> <li>• Fully upholstered, flared arms</li> <li>• 5-prong steel base with hardwood caps</li> <li>• Pneumatic seat-height adjustment</li> <li>• Standard swivel tilt</li> <li>• Dual wheel casters</li> </ul> FREIGHT CLASS: 150 CUBIC FT.: 19.0 SHIP WT.: 50	26"W x 27.5"D x 32-35"H	St. Yardage: 5		1	1069	1085	1101
	OPTION	PRICE	CODE	2/COM	1215	1233	1251
	<b>Knee Tilt Control</b>	100.00	<b>K</b>	3/COL	1342	1362	1382
	<b>Edge Guard</b>	16.00	<b>E</b>	4	1538	1561	1584
	<b>Non-Tufted Option</b>	NC	<b>NT</b>	5	1988	2018	2048
	CASTER	PRICE	CODE	L	2797	2839	2881
	<b>Self-Locking Casters</b>	85.00	<b>S</b>				
	<b>Braking Casters</b>	30.00	<b>B</b>				
	<b>Hard-Floor Casters</b>	19.00	<b>H</b>				
	<b>Glides</b>	NC	<b>GL</b>				
<b>4161 EXECUTIVE SWIVEL</b>  <ul style="list-style-type: none"> <li>• Tufted seat and back</li> <li>• Padded platform arms</li> <li>• 5-prong steel base with hardwood caps</li> <li>• Pneumatic seat-height adjustment</li> <li>• Standard swivel tilt</li> <li>• Dual wheel casters</li> </ul> FREIGHT CLASS: 150 CUBIC FT.: 21.0 SHIP WT.: 53	25.5"W x 31"D x 38.5-42"H	St. Yardage: 3.75		1	1062	1078	1094
	OPTION	PRICE	CODE	2/COM	1170	1188	1205
	<b>Knee Tilt Control</b>	100.00	<b>K</b>	3/COL	1257	1276	1295
	<b>Edge Guard</b>	16.00	<b>E</b>	4	1406	1427	1448
	<b>No Brass Trim Option</b>	NC	<b>NB</b>	5	1728	1754	1780
	<b>Non-Tufted Option</b>	NC	<b>NT</b>	L	2312	2347	2381
	CASTER	PRICE	CODE				
	<b>Self-Locking Casters</b>	85.00	<b>S</b>				
	<b>Braking Casters</b>	30.00	<b>B</b>				
	<b>Hard-Floor Casters</b>	19.00	<b>H</b>				
<b>Glides</b>	NC	<b>GL</b>					
<b>4167 MANAGEMENT SWIVEL</b>  <ul style="list-style-type: none"> <li>• Tufted seat and back</li> <li>• Padded platform arms</li> <li>• 5-prong steel base with hardwood caps</li> <li>• Pneumatic seat-height adjustment</li> <li>• Standard swivel tilt</li> <li>• Dual wheel casters</li> </ul> FREIGHT CLASS: 150 CUBIC FT.: 19.0 SHIP WT.: 48	25.5"W x 27.5"D x 32-35"H	St. Yardage: 3.75		1	1009	1024	1039
	OPTION	PRICE	CODE	2/COM	1112	1129	1145
	<b>Knee Tilt Control</b>	100.00	<b>K</b>	3/COL	1203	1221	1239
	<b>Edge Guard</b>	16.00	<b>E</b>	4	1346	1366	1386
	<b>No Brass Trim Option</b>	NC	<b>NB</b>	5	1664	1689	1714
	<b>Non-Tufted Option</b>	NC	<b>NT</b>	L	2257	2291	2325
	CASTER	PRICE	CODE				
	<b>Self-Locking Casters</b>	85.00	<b>S</b>				
	<b>Braking Casters</b>	30.00	<b>B</b>				
	<b>Hard-Floor Casters</b>	19.00	<b>H</b>				
<b>Glides</b>	NC	<b>GL</b>					

ALL FOAM & FABRICS USED ARE CAL 117 APPROVED

**QS** indicates a Quick Ship item.  
 Quick Ship is not available on any item ordered with options.

## Traditional Values

**Value Traditional Seating** features period influences in a variety of swivel and guest seating. Traditional tufting, individually-placed brass nail trim and shaped wood base caps enhance the design.

## Design Details

- *Pneumatic seat/height adjustment on all swivel chairs*
- *Standard swivel tilt on all swivel chairs*
- *Brass nail trim*
- *Dual-wheel casters*

## Additional Options

- *Non-Tufted seat and back option*
- *No Brass Trim option*



2277 Executive



2177 Executive



2016 Conference Chair



2013 Captain's Chair



3473 Guest

### 2013 ARM CHAIR



- Thickly padded foam seat
- Padded platform arms
- Brass nail head trim on arms and seat

FREIGHT CLASS: 250  
CUBIC FT.: 11.0  
SHIP WT.: 31

25"W x 23"D x 30.5"H

St. Yardage: 2


OPTION	PRICE	CODE
No Brass Trim Option	NC	NB

#### ZONE PRICING

FABRIC GRADES	1	2	3
1	586	595	604
2/COM	640	650	659
3/COL	688	698	709
4	764	775	787
5	930	944	958
L	1234	1253	1271

QS

### 2016 CONFERENCE CHAIR



- Thickly padded foam seat
- Padded platform arms
- Brass nail head trim on arms and seat
- 4 dual wheel carpet casters

FREIGHT CLASS: 250  
CUBIC FT.: 11.0  
SHIP WT.: 31

25.5"W x 23"D x 30.5"H

St. Yardage: 2

OPTION	PRICE	CODE
No Brass Trim Option	NC	NB

1	643	653	662
2/COM	700	711	721
3/COL	749	760	771
4	825	837	850
5	994	1009	1024
L	1308	1328	1347

QS

### 2177 EXECUTIVE SWIVEL



- Thickly padded foam seat
- Brass nail head trim on seat
- 5-prong steel base with hardwood caps
- Pneumatic seat height adjustment
- Standard swivel tilt
- Dual wheel casters

FREIGHT CLASS: 150  
CUBIC FT.: 23.0  
SHIP WT.: 64

27"W x 28.5"D x 40-43"H

St. Yardage: 3.5

OPTION	PRICE	CODE
Knee Tilt Control	100.00	K
Edge Guard	16.00	E
No Brass Trim Option	NC	NB

CASTER	PRICE	CODE
Self-Locking Casters	85.00	S
Braking Casters	30.00	B
Hard-Floor Casters	19.00	H
Glides	NC	GL




1	1051	1067	1083
2/COM	1148	1165	1182
3/COL	1236	1255	1273
4	1380	1401	1421
5	1685	1710	1736
L	2255	2289	2323

QS

ALL FOAM & FABRICS USED ARE CAL 117 APPROVED

QS indicates a Quickship item

Quick Ship is not available on any item ordered with options.

		ZONE PRICING					
		1	2	3			
<b>2277 EXECUTIVE SWIVEL</b>  <ul style="list-style-type: none"> <li>Thickly padded foam seat</li> <li>Tufted back</li> <li>Brass nail head trim on seat</li> <li>5-prong steel base with hardwood caps</li> <li>Pneumatic seat-height adjustment</li> <li>Standard swivel tilt</li> <li>Dual wheel casters</li> </ul> <p>FREIGHT CLASS: 150 CUBIC FT.: 23.0 SHIP WT.: 64</p>	27"W x 28.5"D x 40-43"H	St. Yardage: 3.5	1	1141	1158	1175	
	<b>OPTION</b>	<b>PRICE</b>	<b>CODE</b>				
	<b>Knee Tilt Control</b>	100.00	<b>K</b>				
	<b>Edge Guard</b>	16.00	<b>E</b>				
	<b>No Brass Trim Option</b>	NC	<b>NB</b>				
	<b>Non-Tufted Option</b>	NC	<b>NT</b>				
	<b>CASTER</b>	<b>PRICE</b>	<b>CODE</b>				
	<b>Self-Locking Casters</b>	85.00	<b>S</b>				
	<b>Braking Casters</b>	30.00	<b>B</b>				
	<b>Hard-Floor Casters</b>	19.00	<b>H</b>				
<b>Glides</b>	NC	<b>GL</b>					
			<b>2/COM</b>	<b>1238</b>	<b>1257</b>	<b>1275</b>	
			<b>3/COL</b>	<b>1328</b>	<b>1348</b>	<b>1368</b>	
			<b>4</b>	<b>1472</b>	<b>1494</b>	<b>1516</b>	
			<b>5</b>	<b>1778</b>	<b>1805</b>	<b>1831</b>	
			<b>L</b>	<b>2351</b>	<b>2386</b>	<b>2422</b>	
<b>3473 MARTHA WASHINGTON CHAIR</b>  <ul style="list-style-type: none"> <li>Thickly padded foam seat</li> <li>Upholstered arm</li> </ul> <p>FREIGHT CLASS: 250 CUBIC FT.: 20.0 SHIP WT.: 36</p>	24"W x 27"D x 40"H	St. Yardage: 3.25	1	927	941	955	
	<b>OPTION</b>	<b>PRICE</b>	<b>CODE</b>				
	<b>Tufted Back for Chair</b>	50.00	<b>TB</b>				
	<b>Tufted Seat for Chair</b>	50.00	<b>TS</b>				
	<b>Tufted Seat/Back for Chair</b>	100.00	<b>TSB</b>				
				<b>2/COM</b>	<b>1016</b>	<b>1031</b>	<b>1046</b>
				<b>3/COL</b>	<b>1094</b>	<b>1110</b>	<b>1127</b>
				<b>4</b>	<b>1217</b>	<b>1235</b>	<b>1254</b>
				<b>5</b>	<b>1494</b>	<b>1516</b>	<b>1539</b>
				<b>L</b>	<b>1999</b>	<b>2029</b>	<b>2059</b>
<b>3477 MARTHA WASHINGTON SWIVEL</b>  <ul style="list-style-type: none"> <li>Thickly padded foam seat</li> <li>5-prong steel base with hardwood caps</li> <li>Standard swivel tilt</li> <li>Pneumatic seat-height adjustment</li> <li>Dual wheel casters</li> <li>Upholstered arms</li> </ul> <p>FREIGHT CLASS: 150 CUBIC FT.: 23.0 SHIP WT.: 59</p>	24"W x 27"D x 40-44"H	St. Yardage: 3.25	1	1065	1081	1097	
	<b>OPTION</b>	<b>PRICE</b>	<b>CODE</b>				
	<b>Knee Tilt Control</b>	100.00	<b>K</b>				
	<b>Edge Guard</b>	16.00	<b>E</b>				
	<b>Tufted Seat for Chair</b>	50.00	<b>TS</b>				
	<b>Tufted Back for Chair</b>	50.00	<b>TB</b>				
	<b>Tufted Seat/Back for Chair</b>	100.00	<b>TSB</b>				
	<b>CASTER</b>	<b>PRICE</b>	<b>CODE</b>				
	<b>Self-Locking Casters</b>	85.00	<b>S</b>				
	<b>Braking Casters</b>	30.00	<b>B</b>				
<b>Hard-Floor Casters</b>	19.00	<b>H</b>					
<b>Glides</b>	NC	<b>GL</b>					
			<b>2/COM</b>	<b>1157</b>	<b>1174</b>	<b>1192</b>	
			<b>3/COL</b>	<b>1235</b>	<b>1254</b>	<b>1272</b>	
			<b>4</b>	<b>1361</b>	<b>1381</b>	<b>1402</b>	
			<b>5</b>	<b>1638</b>	<b>1663</b>	<b>1687</b>	
			<b>L</b>	<b>2144</b>	<b>2176</b>	<b>2208</b>	

### Mobile. Versatile. Comfortable.

Combining the comfort of lounge seating with the high functionality of team seating, **Genesis Team Seating** is a new alternative for innovative environments.



**1737 Genesis with casters**

### Genesis Details




- Dual-wheel, easy-rolling casters for mobility
- Unique 360-degree revolving shaped tablet for note-taking or laptop support
- Tablet easily relocates on left or right arm
- Storage compartment under seat
- Standard black finish arms and tablet
- Fabric combinations available with seat/back differing from arm panels


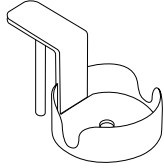
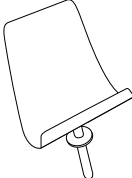
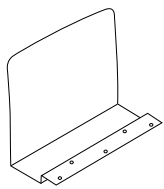
### Additional Options

- Storage drawer with upholstered front
- Wood finish arms and tablet
- Cup holder secures mugs, drink cans, etc.
- Document holder supports work materials from training manuals to large-size textbooks
- Newspaper Holder accommodates papers, magazines and up to 10 training binders

### STANDARD ORDER: SPECIFICATION DETAIL

<b>1727D</b>	<b>WC</b>	<b>808</b>	<b>100</b>	<b>Please Note:</b> If a Two-Color Fabric Combination is desired, add <b>\$53 upcharge</b> to the highest fabric price grade selected.
Base Model	Finish Code	Seat/Back Fabric	Arm Fabric, (if different from Seat/Back fabric)	

	FABRIC GRADES	ZONE PRICING								
		1	2	3						
<b>1727 TEAM CHAIR</b>  <ul style="list-style-type: none"> <li>• Open storage area under seat 22" x 18" x 10"</li> <li>• Black arm caps, tablet arm and shelf</li> <li>• Mounted on casters for mobility</li> </ul> <p>FREIGHT CLASS: 150 CUBIC FT.: 19.0 SHIP WT.: 85</p> <p>St. Yardage: 6.25 (Seat &amp; Back 3.25 Arms 3.00)</p> <p>27"W x 26"D x 32"H</p> <table border="1"> <tr> <th>OPTION</th> <th>PRICE</th> <th>CODE</th> </tr> <tr> <td><b>Self-Locking Casters</b></td> <td>85.00</td> <td><b>S</b></td> </tr> </table>	OPTION	PRICE	CODE	<b>Self-Locking Casters</b>	85.00	<b>S</b>	1	1616	1640	1664
	OPTION	PRICE	CODE							
	<b>Self-Locking Casters</b>	85.00	<b>S</b>							
	2/COM	1787	1814	1841						
	3/COL	1938	1967	1996						
	4	2172	2205	2237						
5	2712	2753	2793							
L	3679	3734	3789							
<b>1727D TEAM CHAIR</b>  <ul style="list-style-type: none"> <li>• Storage drawer with full-extension slides and upholstered front</li> <li>• Drawer interior 16 1/4" x 17" x 5 1/2"</li> <li>• Black arms caps and tablet arm</li> <li>• Mounted on casters for mobility</li> </ul> <p>FREIGHT CLASS: 150 CUBIC FT.: 19.0 SHIP WT.: 92</p> <p>St. Yardage: 6.25 (Seat &amp; Back 3.25 Arms 3.00)</p> <p>27"W x 26"D x 32"H</p> <table border="1"> <tr> <th>OPTION</th> <th>PRICE</th> <th>CODE</th> </tr> <tr> <td><b>Self-Locking Casters</b></td> <td>85.00</td> <td><b>S</b></td> </tr> </table>	OPTION	PRICE	CODE	<b>Self-Locking Casters</b>	85.00	<b>S</b>	1	1781	1808	1834
	OPTION	PRICE	CODE							
	<b>Self-Locking Casters</b>	85.00	<b>S</b>							
	2/COM	1971	2001	2030						
	3/COL	2134	2166	2198						
	4	2389	2425	2461						
5	2960	3004	3049							
L	4019	4079	4140							
<b>1737 TEAM CHAIR</b>  <ul style="list-style-type: none"> <li>• Open storage area under seat 22" x 18" x 10"</li> <li>• Solid wood arm caps, tablet arm and shelf (specify finish)</li> <li>• Mounted on casters</li> </ul> <p>FREIGHT CLASS: 150 CUBIC FT.: 19.0 SHIP WT.: 85</p> <p>St. Yardage: 6.25 (Seat &amp; Back 3.25 Arms 3.00)</p> <p>27"W x 26"D x 32"H</p> <table border="1"> <tr> <th>OPTION</th> <th>PRICE</th> <th>CODE</th> </tr> <tr> <td><b>Self-Locking Casters</b></td> <td>85.00</td> <td><b>S</b></td> </tr> </table>	OPTION	PRICE	CODE	<b>Self-Locking Casters</b>	85.00	<b>S</b>	1	1783	1810	1836
	OPTION	PRICE	CODE							
	<b>Self-Locking Casters</b>	85.00	<b>S</b>							
	2/COM	1955	1984	2014						
	3/COL	2107	2139	2170						
	4	2344	2379	2414						
5	2876	2919	2962							
L	3845	3903	3960							

		ZONE PRICING				
		1	2	3		
<b>1737D TEAM CHAIR</b>  <ul style="list-style-type: none"> <li>Storage drawer with full-extension slides and upholstered front</li> <li>Drawer interior 16-1/4" x 17" x 5-1/2"</li> <li>Solid wood arm caps and tablet arm (specify finish)</li> <li>Mounted on casters for mobility</li> </ul> <p>FREIGHT CLASS: 150 CUBIC FT.: 19.0 SHIP WT.: 92</p> <p><b>QS</b></p>	27"W x 26"D x 32"H	St. Yardage: 6.25 (Seat & Back 3.25 Arms 3.00)				
	<b>FABRIC GRADES</b>					
			<b>1</b>	<b>1955</b>	<b>1984</b>	<b>2014</b>
			<b>2/COM</b>	<b>2141</b>	<b>2173</b>	<b>2205</b>
			<b>3/COL</b>	<b>2307</b>	<b>2342</b>	<b>2376</b>
			<b>4</b>	<b>2563</b>	<b>2601</b>	<b>2640</b>
		<b>5</b>	<b>3136</b>	<b>3183</b>	<b>3230</b>	
		<b>L</b>	<b>4182</b>	<b>4245</b>	<b>4307</b>	
<hr/>						
<b>CH CUP HOLDER</b>  <ul style="list-style-type: none"> <li>Holds cans, coffee mugs, etc.</li> <li>Interior diameter 3-7/8"</li> <li>Heavy guage steel</li> <li>Black powder coated finish</li> <li>Easily relocates to right or left arm</li> <li>Can ship via ground service</li> </ul> <p>FREIGHT CLASS: 70 CUBIC FT.: 1.0 SHIP WT.: 1</p>	4"W x 7"D x 3"H	St. Yardage: n/a	n/a	<b>178</b>	<b>181</b>	<b>183</b>
	<hr/>					
<b>DH DOCUMENT HOLDER</b>  <ul style="list-style-type: none"> <li>Holds papers, training manuals, books, etc.</li> <li>Angled for proper positioning of material</li> <li>Heavy-guage steel</li> <li>Black powder coated finish</li> <li>Easily relocates to right or left arm</li> <li>Can ship via ground service</li> </ul> <p>FREIGHT CLASS: 70 CUBIC FT.: 1.0 SHIP WT.: 3</p>	9.75"W x 3"D x 10.5"H	St. Yardage: n/a	n/a	<b>166</b>	<b>168</b>	<b>171</b>
	<hr/>					
<b>NH NEWSPAPER HOLDER</b>  <ul style="list-style-type: none"> <li>Holds newspapers and magazines</li> <li>Positioned 1" from arm panel to hold up to 1" binder</li> <li>Heavy guage steel</li> <li>Black powder coated finish</li> <li>Mounts under storage shelf</li> <li>Can ship via ground service</li> </ul> <p>FREIGHT CLASS: 70 CUBIC FT.: 1.0 SHIP WT.: 5</p>	14"W x 7"D x 11.125"H	St. Yardage: n/a	n/a	<b>81</b>	<b>82</b>	<b>83</b>
	<hr/>					

# INCOGNITO OTTOMAN

SIN 711-16

## FINISH SELECTION

NATURAL **FM** | WINDSOR CHERRY **WC** | MAHOGANY **M** | GRAPHITE **GP** | MEDIUM OAK **O** | ASPEN **AP** | PEARWOOD **PW** | BLACK **E** | ESPRESSO **X** | GREY **G** | CLASSIC CHERRY **CC** |

INCOGNITO OTTOMAN

### Work Anywhere

You never know when or where inspiration will strike, so when it does you may need to get to work in a hurry.

Our **Incognito** convertible ottoman/desk pops open at a moment's notice to provide a convenient, comfortable and stable work surface ready for legal pads, laptops, lunch and more.



1900 Ottoman with desk top extended

### Incognito Details

- Serves as an ottoman, additional seating and a mobile work station
- Convenient storage space in base
- Four hidden casters for effortless mobility
- Extremely stable desk surface due to counterbalancing ottoman top
- Work surface height is optimized for laptop use, paperwork, meals and more
- Desk top auto-locks securely when opened and is easily closed using the one hand safety releases

### Additional Information

- Work surface available in 11 finishes
- Hundreds of upholstery selections available

#### STANDARD ORDER: SPECIFICATION DETAIL

**1900**

**WC**

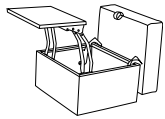
**808**

Base Model

Finish Code

Fabric Selection

### 1900\_\_ CONVERTIBLE OTTOMAN DESK



- Dimensions shown are for closed desk
- Ottoman that doubles as a mobile work station
- Work surface: 18.5" W x 14"D x 26.75" H from floor locks in place
- Hidden casters for mobility
- Storage in ottoman base
- Work surface available in Hyperwork finishes

FREIGHT CLASS: 150  
CUBIC FT.: 9.0  
SHIP WT.: 63

23.5"W x 21.5"D x 18"H

St. Yardage: 2.25

OPTION	PRICE	CODE
Self-Locking Casters	85.00	S

#### ZONE PRICING

#### FABRIC GRADES

	1	2	3
1	1082	1098	1114
2/COM	1119	1136	1153
3/COL	1157	1174	1192
4	1231	1249	1268
5	1366	1386	1407
L	1588	1612	1636



**Sleek Lines, Comfortable Design**

The sleek lines of the **Eve Collection** take shape from the desire to provide a contemporary solution to reception areas, waiting rooms, open plan team areas, lobbies and training rooms. This extensive collection includes teaming, linear, curved seating and ganging brackets.



**Eve configuration showing curved seating, bench and table models**

**Eve Details**

- **5800s**— *Armed and armless club chairs, loveseats and sofas*
- **5830s & 5860s**— *Linear and curved benches, loveseats and chairs. Create a unique configuration using the Eve ganging accessories.*
- **5823**— *Rectangular table, can be freestanding or connecting*
- **5827s**— *Teaming chairs with tablet arm that can be attached to left or right.*

**Additional Information**

- *Eve includes 60° loveseats and benches plus 30° chairs, benches and wedge tables. Both 60° loveseats and 30° chairs are available with an inside or outside facing back.*
- *Eve's taut upholstery highlights this collection's contemporary look*
- *Brushed aluminum cylinder legs with adjustable glides*




**5801 Club Chair**



**5853 Armless Lounge**

**5801 CLUB CHAIR WITH ARMS**



- Sytex sheet webbing for long term support
- Fully upholstered seat/back/arms
- See other features above

FREIGHT CLASS: 175  
CUBIC FT.: 31.0  
SHIP WT.: 79



30"W x 31"D x 34"H


Standard Yardage: 4.25

**FABRIC GRADES**

**ZONE PRICING**

	<b>1</b>	<b>2</b>	<b>3</b>
<b>1</b>	1542	1565	1588
<b>2/COM</b>	1584	1608	1632
<b>3/COL</b>	1601	1625	1649
<b>4</b>	1626	1650	1675
<b>5</b>	1677	1702	1727
<b>L</b>	1773	1800	1826

**5802 LOVESEAT WITH ARMS**



- Sytex sheet webbing for long term support
- Fully upholstered seat/back/arms
- See other features above

FREIGHT CLASS: 175  
CUBIC FT.: 44.0  
SHIP WT.: 92

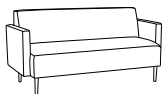


53"W x 31"D x 34"H

Standard Yardage: 6.25

<b>1</b>	1970	2000	2029
<b>2/COM</b>	2055	2086	2117
<b>3/COL</b>	2087	2118	2150
<b>4</b>	2138	2170	2202
<b>5</b>	2241	2275	2308
<b>L</b>	2432	2468	2505

**5803 SOFA WITH ARMS**



- Sytex sheet webbing for long term support
- Fully upholstered seat/back/arms
- See other features above

FREIGHT CLASS: 175  
CUBIC FT.: 68.0  
SHIP WT.: 112



76"W x 31"D x 34"H




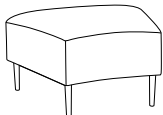

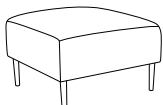
Standard Yardage: 8

<b>1</b>	2379	2415	2450
<b>2/COM</b>	2505	2543	2580
<b>3/COL</b>	2554	2592	2631
<b>4</b>	2632	2671	2711
<b>5</b>	2785	2827	2869
<b>L</b>	3072	3118	3164

ALL FOAM & FABRICS USED ARE CAL 117 APPROVED

**QS** indicates a Quick Ship item.

Quick Ship is not available on any item ordered with options.


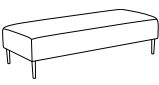

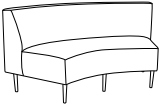


			ZONE PRICING			
			FABRIC GRADES	1	2	3
 <p><b>5804 ARMLESS CHAIR</b></p> <ul style="list-style-type: none"> <li>Sytex sheet webbing for long term support</li> <li>Fully upholstered seat/back</li> <li>See other features in series overview</li> </ul> <p>FREIGHT CLASS: 175 CUBIC FT.: 28.0 SHIP WT.: 53</p> <p><b>QS</b></p>	25.5"W x 31"D x 34"H	Standard Yardage: 3	1	1362	1382	1403
			2/COM	1404	1425	1446
			3/COL	1420	1441	1463
			4	1446	1468	1489
			5	1497	1519	1542
			L	1592	1616	1640
			 <p><b>5805 ARMLESS LOVESEAT</b></p> <ul style="list-style-type: none"> <li>Sytex sheet webbing for long term support</li> <li>Fully upholstered seat/back</li> <li>See other features in series overview</li> </ul> <p>FREIGHT CLASS: 175 CUBIC FT.: 67.0 SHIP WT.: 82</p> <p><b>QS</b></p>	45.5"W x 31"D x 34"H	Standard Yardage: 4.75	1
2/COM	1875	1903				1931
3/COL	1907	1936				1964
4	1958	1987				2017
5	2061	2092				2123
L	2252	2286				2320
 <p><b>5806 ARMLESS SOFA</b></p> <ul style="list-style-type: none"> <li>Sytex sheet webbing for long term support</li> <li>Fully upholstered seat/back</li> <li>See other features in series overview</li> </ul> <p>FREIGHT CLASS: 175 CUBIC FT.: 74.0 SHIP WT.: 102</p> <p><b>QS</b></p>	68"W x 31"D x 34"H	Standard Yardage: 7.25				1
			2/COM	2325	2360	2395
			3/COL	2374	2410	2445
			4	2451	2488	2525
			5	2605	2644	2683
			L	2892	2935	2979
			 <p><b>5830 30° BENCH</b></p> <ul style="list-style-type: none"> <li>Sytex sheet webbing for long term support</li> <li>Fully upholstered seat</li> <li>See other features in series overview</li> </ul> <p>FREIGHT CLASS: 175 CUBIC FT.: 16.0 SHIP WT.: 40</p> <p><b>QS</b></p>	37.5"W x 29.5"D x 18.5"H	Standard Yardage: 2.75	1
2/COM	1421	1442				1464
3/COL	1453	1475				1497
4	1505	1528				1550
5	1608	1632				1656
L	1798	1825				1852
 <p><b>5860 60° BENCH</b></p> <ul style="list-style-type: none"> <li>Sytex sheet webbing for long term support</li> <li>Fully upholstered seat</li> <li>Use with other curved units to form curves, circles or serpentine shapes</li> <li>See other features in series overview</li> </ul> <p>FREIGHT CLASS: 175 CUBIC FT.: 42.0 SHIP WT.: 71</p> <p><b>QS</b></p>	71"W x 33"D x 18.5"H	Standard Yardage: 3				1
			2/COM	1973	2003	2032
			3/COL	2023	2053	2084
			4	2100	2132	2163
			5	2254	2288	2322
			L	2541	2579	2617
			 <p><b>5831 ONE-SEAT BENCH</b></p> <ul style="list-style-type: none"> <li>Sytex sheet webbing for long term support</li> <li>Fully upholstered seat</li> <li>See other features in series overview</li> </ul> <p>FREIGHT CLASS: 175 CUBIC FT.: 16.0 SHIP WT.: 30</p> <p><b>QS</b></p>	22.5"W x 28.5"D x 18.5"H	Standard Yardage: 1.75	1
2/COM	1276	1295				1314
3/COL	1293	1312				1332
4	1318	1338				1358
5	1369	1390				1410
L	1465	1487				1509

ALL FOAM & FABRICS USED ARE CAL 117 APPROVED

**QS** indicates a Quickship item

Quick Ship is not available on any item ordered with options.

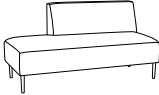
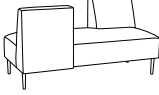
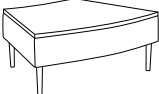
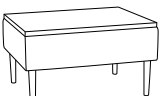



			ZONE PRICING			
			FABRIC GRADES	1	2	3
<b>5832 TWO-SEAT BENCH</b>  <ul style="list-style-type: none"> <li>Sytex sheet webbing for long term support</li> <li>Fully upholstered seat</li> <li>See other features in series overview</li> </ul> FREIGHT CLASS: 175 CUBIC FT.: 44.0 SHIP WT.: 50	45.5"W x 28.5"D x 18.5"H	Standard Yardage: 2.75	1	1629	1653	1678
			2/COM	1714	1740	1765
			3/COL	1746	1772	1798
			4	1797	1824	1851
			5	1900	1929	1957
			L	2091	2122	2154
			QS			
<b>5833 THREE-SEAT BENCH</b>  <ul style="list-style-type: none"> <li>Sytex sheet webbing for long term support</li> <li>Fully upholstered seat</li> <li>See other features in series overview</li> </ul> FREIGHT CLASS: 175 CUBIC FT.: 42.0 SHIP WT.: 70	68"W x 28.5"D x 18.5"H	Standard Yardage: 3.25	1	2006	2036	2066
			2/COM	2132	2164	2196
			3/COL	2182	2215	2247
			4	2259	2293	2327
			5	2412	2448	2484
			L	2700	2741	2781
			QS			
<b>5865-OF 60° LOVESEAT (OUTSIDE FACING)</b>  <ul style="list-style-type: none"> <li>Sytex sheet webbing for long term support</li> <li>Fully upholstered seat/back</li> <li>Use with other curved units to form curves, circles or serpentine shapes</li> <li>See other features in series overview</li> </ul> FREIGHT CLASS: 175 CUBIC FT.: 76.0 SHIP WT.: 122	71"W x 36.5"D x 34"H	Standard Yardage: 7.75	1	2247	2281	2314
			2/COM	2332	2367	2402
			3/COL	2364	2399	2435
			4	2415	2451	2487
			5	2518	2556	2594
			L	2709	2750	2790
			QS			
<b>5865-IF 60° LOVESEAT (INSIDE FACING)</b>  <ul style="list-style-type: none"> <li>Sytex sheet webbing for long term support</li> <li>Fully upholstered seat/back</li> <li>Use with other curved units to form curves, circles or serpentine shapes</li> <li>See other features in series overview</li> </ul> FREIGHT CLASS: 175 CUBIC FT.: 76.0 SHIP WT.: 135	74.5"W x 36.5"D x 34"H	Standard Yardage: 7.75	1	2247	2281	2314
			2/COM	2332	2367	2402
			3/COL	2364	2399	2435
			4	2415	2451	2487
			5	2518	2556	2594
			L	2709	2750	2790
			QS			
<b>5835-OF 30° CHAIR (OUTSIDE FACING)</b>  <ul style="list-style-type: none"> <li>Sytex sheet webbing for long term support</li> <li>Fully upholstered seat/back</li> <li>See other features in series overview</li> </ul> FREIGHT CLASS: 175 CUBIC FT.: 31.0 SHIP WT.: 61	37.5"W x 33"D x 34"H	Standard Yardage: 4.25	1	1474	1496	1518
			2/COM	1516	1539	1561
			3/COL	1533	1556	1579
			4	1558	1581	1605
			5	1609	1633	1657
			L	1705	1731	1756
			QS			
<b>5835-IF 30° CHAIR (INSIDE FACING)</b>  <ul style="list-style-type: none"> <li>Sytex sheet webbing for long term support</li> <li>Fully upholstered seat/back</li> <li>See other features in series overview</li> </ul> FREIGHT CLASS: 175 CUBIC FT.: 40.0 SHIP WT.: 66	39"W x 33"D x 34"H	Standard Yardage: 4.25	1	1474	1496	1518
			2/COM	1516	1539	1561
			3/COL	1533	1556	1579
			4	1558	1581	1605
			5	1609	1633	1657
			L	1705	1731	1756
			QS			

ALL FOAM & FABRICS USED ARE CAL 117 APPROVED

QS indicates a Quick Ship item.

Quick Ship is not available on any item ordered with options.

			ZONE PRICING			
			1	2	3	
<b>5843 ARMLESS SOFA/BENCH WITH 2/3 BACK</b>  <ul style="list-style-type: none"> <li>Stylish 2/3 back adds dimension</li> <li>Sytex sheet webbing for long term support</li> <li>Fully upholstered seat/back</li> <li>3 optional arm styles available, must be factory installed</li> <li>See other features in series overview</li> </ul> FREIGHT CLASS: 175 CUBIC FT.: 74.0 SHIP WT.: 98	68"W x 31"D x 34"H	Standard Yardage: 7	FABRIC GRADES			
			1	2158	2190	2223
			2/COM	2256	2290	2324
			3/COL	2370	2406	2441
			4	2549	2587	2625
			5	2909	2953	2996
			L	3578	3632	3685
<b>QS</b>						
<b>5853 ARMLESS LOUNGE WITH OPPOSING BACKS</b>  <ul style="list-style-type: none"> <li>Opposing backs encourage face-to-face conversation</li> <li>Sytex sheet webbing for long term support</li> <li>Fully upholstered seat/back</li> <li>3 optional arm styles available, must be factory installed</li> <li>See other features in series overview</li> </ul> FREIGHT CLASS: 175 CUBIC FT.: 74.0 SHIP WT.: 100	68"W x 31"D x 34"H	Standard Yardage: 7.5	FABRIC GRADES			
			1	2261	2295	2329
			2/COM	2366	2401	2437
			3/COL	2488	2525	2563
			4	2681	2721	2761
			5	3065	3111	3157
			L	3783	3840	3896
<b>QS</b>						
<b>5836_30° CONNECTING/ FREESTANDING WEDGE TABLE</b>  <ul style="list-style-type: none"> <li>Thermally fused laminate top available in the finishes listed</li> <li>See other features in series overview</li> </ul> FREIGHT CLASS: 175 CUBIC FT.: 18.0 SHIP WT.: 72	37.5"W x 29.5"D x 16"H	Standard Yardage: 1.5	FABRIC GRADES			
			1	1055	1071	1087
			2/COM	1097	1113	1130
			3/COL	1113	1130	1146
			4	1139	1156	1173
			5	1190	1208	1226
			L	1285	1304	1324
Finish Options: Natural Maple (FM), Windsor Cherry (WC), Mahogany (M), Graphite (GP), Medium Oak (O), Aspen (AP), Pearwood (PW), Black (E), Espresso (X), Grey (G), Classic Cherry (CC)						
<b>QS</b>						
<b>5823_ CONNECTING/ FREESTANDING TABLE</b>  <ul style="list-style-type: none"> <li>Thermally fused laminate top available in finishes listed</li> <li>Taut-upholstered sides for a contemporary appearance</li> <li>See other features in series overview</li> </ul> FREIGHT CLASS: 175 CUBIC FT.: 9.0 SHIP WT.: 49	23"W x 27"D x 16"H	Standard Yardage: 1.5	FABRIC GRADES			
			1	1025	1040	1056
			2/COM	1067	1083	1099
			3/COL	1084	1100	1117
			4	1109	1126	1142
			5	1160	1177	1195
			L	1256	1275	1294
Finish Options: Natural Maple (FM), Windsor Cherry (WC), Mahogany (M), Graphite (GP), Medium Oak (O), Aspen (AP), Pearwood (PW), Black (E), Espresso (X), Grey (G), Classic Cherry (CC)						
<b>QS</b>						
<b>58B GANGING BRACKET KIT</b>  <ul style="list-style-type: none"> <li>11 gauge steel</li> <li>Black powdercoat</li> <li>Need one ganging bracket kit for each connection</li> </ul> FREIGHT CLASS: 70 CUBIC FT.: SHIP WT.: 2	8"W x 3"D x H	Standard Yardage:	FABRIC GRADES			
			n/a	31	31	32
<b>QS</b>						

ALL FOAM & FABRICS USED ARE CAL 117 APPROVED

**QS** indicates a Quickship item

Quick Ship is not available on any item ordered with options.

**5827 CLUB/TEAMING CHAIR**



- Sytex sheet webbing
- Solid aluminum handle on back for easy relocation
- Adjustable glides on front and 2.5" casters on back
- Aluminum arm right side facing standard
- Aluminum pole with black or wood finish tablet which rotates 360° on left side facing standard
- Wood finish tablet available in the finishes listed
- See other features in series overview

FREIGHT CLASS: 175  
CUBIC FT.: 28.0  
SHIP WT.: 58


24.5"W x 31"D x 34"H Standard Yardage: 3.75

Finish Options for Tablet: Mahogany (MAH), Windsor Cherry (WC), Classic Cherry (CCY), Walnut (WAL), Honey Cherry (HCY), Natural (FM), Aspen (AP), Moab (MOB), Pearwood (PW) and Rouge Mahogany (RM)

FABRIC GRADES	ZONE PRICING		
	1	2	3
1	1848	1876	1903
2/COM	1890	1918	1947
3/COL	1907	1936	1964
4	1932	1961	1990
5	1983	2013	2042
L	2079	2110	2141



**5827UA CLUB/TEAMING CHAIR WITH UPHOLSTERED ARMS**



- Sytex sheet webbing
- Fully upholstered seat/back/arms
- Anodized brushed aluminum cylinderlegs, adjustable glides on front and 2.5" casters on back
- Black or wood finish tablet rotates 360°
- Tablet easily relocates on left or right
- Wood finish tablet available in the finishes listed
- See other features in series overview

FREIGHT CLASS: 175  
CUBIC FT.: 28.0  
SHIP WT.: 70


30"W x 31"D x 34"H Standard Yardage: 4.25

Finish Options for Tablet: Mahogany (MAH), Windsor Cherry (WC), Classic Cherry (CCY), Walnut (WAL), Honey Cherry (HCY), Natural (FM), Aspen (AP), Moab (MOB), Pearwood (PW) and Rouge Mahogany (RM)

1	1848	1876	1903
2/COM	1890	1918	1947
3/COL	1907	1936	1964
4	1932	1961	1990
5	1983	2013	2042
L	2079	2110	2141



**TAL/TAR TABLET ARM ON ALUMINUM POLE**



- TAL = Mounted on left side facing
- TAR = Mounted on right side facing
- Solid aluminum pole attaches to side of seat
- Black or wood finish tablet rotates 360°
- Add TAL or TAR to end of item number and tablet arm price to unit price
- Must be ordered as factory installed

FREIGHT CLASS: 70  
CUBIC FT.:  
SHIP WT.: 8


17"W x 10.75"D x 19"H Standard Yardage:

Finish Options for Tablet: Mahogany (MAH), Windsor Cherry (WC), Classic Cherry (CCY), Walnut (WAL), Honey Cherry (HCY), Natural (FM), Aspen (AP), Moab (MOB), Pearwood (PW) and Rouge Mahogany (RM)

n/a	476	483	490
-----	-----	-----	-----



**UA UPHOLSTERED ARMS**



- UA = 2 upholstered arms
- Add UA to end of item number and price of arms to unit price
- Must be ordered as factory installed

FREIGHT CLASS: 70  
CUBIC FT.:  
SHIP WT.: 18

3.75"W x 22"D x 19.5"H Standard Yardage: 1.5

1	204	207	210
2/COM	288	292	297
3/COL	321	326	331
4	373	379	384
5	474	481	488
L	665	675	685



**UAL/UAR LEFT OR RIGHT UPHOLSTERED ARM**



- UAL = Left arm facing
- UAR = Right arm facing
- Add UAL or UAR to end of item number and add arm price to unit price
- Price is per arm
- Must be ordered as factory installed

FREIGHT CLASS: 70  
CUBIC FT.:  
SHIP WT.: 9



3.75"W x 22"D x 19.5"H Standard Yardage: 1.5

1	102	104	105
2/COM	144	146	148
3/COL	161	163	166
4	186	189	192
5	237	241	244
L	333	338	343



ALL FOAM & FABRICS USED ARE CAL 117 APPROVED

**QS** indicates a Quick Ship item.  
Quick Ship is not available on any item ordered with options.

			ZONE PRICING			
			FABRIC GRADES	1	2	3
<p><b>MA ALUMINUM ARMS</b></p> <p>2.25"W x 17"D x 1"H</p> <p>Standard Yardage:</p> <ul style="list-style-type: none"> <li>• MA = 2 aluminum arms</li> <li>• Add MA to end of item number and add price for arms to unit price</li> <li>• Must be ordered as factory installed</li> </ul> <p>FREIGHT CLASS: 70 CUBIC FT.: SHIP WT.: 6</p>  <p><b>QS</b></p>		1	303	308	312	
		2/COM	387	393	399	
		3/COL	420	426	433	
		4	472	479	486	
		5	573	582	590	
		L	764	775	787	
<p><b>MAL/MAR LEFT OR RIGHT ALUMINUM ARM</b></p> <p>2.25"W x 17"D x 1"H</p> <p>Standard Yardage: 0.25</p> <ul style="list-style-type: none"> <li>• MAL = Left arm facing</li> <li>• MAR = Right arm facing</li> <li>• Price is per arm</li> <li>• Add MAL or MAR to end of item number and add arm price to unit price</li> <li>• Must be ordered as factory installed</li> </ul> <p>FREIGHT CLASS: 70 CUBIC FT.: SHIP WT.: 3</p>  <p><b>QS</b></p>		1	151	153	156	
		2/COM	194	197	200	
		3/COL	210	213	216	
		4	236	240	243	
		5	286	290	295	
		L	382	388	393	

**A Metropolitan Style**

Himalaya reception, executive and guest seating present unique, contemporary solutions for every area of a commercial environment. From lobbies and lounges to conference rooms and private offices, Himalaya offers a consistent, metropolitan style in a design based on modern classics. All models available in full-relief, back-relief and solid (no-relief) versions.



**152 Loveseat showing standard style stitching (Full Relief) on seat and back**

**Himalaya Details**

- Relief-upholstered seat/back
- Square pattern stitch design
- Double-needle tailoring
- Extra-thick, ultracell seat foam
- Wood finish legs

**Relief Stitching Order Information**

- **Full Relief:** standard
- **Back Relief:** add **SB** to model number
- **Solid:** add **SN** to model number



STANDARD ORDER: SPECIFICATION DETAIL

**151**   **SB**   **WC**   **100**   **SF**

Base Model   OPTIONAL   Leg Finish   Fabric/Leather   OPTIONAL  
Stitching Relief   Selection   Selection   High-Density Seat Foam

**Please Note:** If a softer, high-density seat foam is desired, specify **SF** and add \$16 list per seat.

**Please Note:** Full Relief stitching on seat and back is standard, and does not need to be noted in order number. If no stitching (Solid **SN**) or back-only stitching (Back Relief **SB**) is desired, please enter the appropriate model number.

**151 CLUB CHAIR**



- Relief-upholstered seat/back
- Square pattern stitch design
- Double-needle tailoring
- Extra-thick, ultracell seat foam
- Loose-appearance, fixed cushions
- Wood finish legs

FREIGHT CLASS: 175  
CUBIC FT.: 29.0  
SHIP WT.: 81

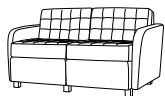


32"W x 31"D x 30"H   Standard Yardage: 7

OPTION	PRICE	CODE
<b>Softer, High-Density Seat Foam for Chair</b>	16.00	<b>SF</b>
Seat & Back Ydg: 4.25 Arms Ydg: 3.75		

FABRIC GRADES	ZONE PRICING		
	1	2	3
1	1705	1731	1756
2/COM	1890	1918	1947
3/COL	2059	2090	2121
4	2325	2360	2395
5	2908	2952	2995
L	3820	3877	3935

**152 LOVESEAT**



- Relief-upholstered seat/back
- Square pattern stitch design
- Double-needle tailoring
- Extra-thick, ultracell seat foam
- Loose-appearance, fixed cushions
- Wood finish legs

FREIGHT CLASS: 175  
CUBIC FT.: 42.0  
SHIP WT.: 117

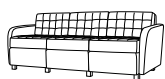


56.5"W x 31"D x 30"H   Standard Yardage: 13.5

OPTION	PRICE	CODE
<b>Softer, High-Density Seat Foam Loveseat</b>	32.00	<b>SF</b>
Seat & Back Ydg: 9.75 Arms Ydg: 3.75		

1	2471	2508	2545
2/COM	2840	2883	2925
3/COL	3175	3223	3270
4	3702	3758	3813
5	4864	4937	5010
L	6693	6793	6894

**153 SOFA**



- Relief-upholstered seat/back
- Square pattern stitch design
- Double-needle tailoring
- Extra-thick, ultracell seat foam
- Loose-appearance, fixed cushions
- Wood finish legs

FREIGHT CLASS: 175  
CUBIC FT.: 55.0  
SHIP WT.: 157



81"W x 31"D x 30"H   Standard Yardage: 18.25

OPTION	PRICE	CODE
<b>Softer, High-Density Seat Foam sofa</b>	48.00	<b>SF</b>
Seat & Back Ydg: 14.5 Arms Ydg: 3.75		


1	3145	3192	3239
2/COM	3653	3708	3763
3/COL	4116	4178	4239
4	4841	4914	4986
5	6440	6537	6633
L	8961	9095	9230

ALL FOAM & FABRICS USED ARE CAL 117 APPROVED

**QS** indicates a Quick Ship item.  
Quick Ship is not available on any item ordered with options.

CONTEMPORARY

### 154 LOUNGE CHAIR, ARMLESS



- Relief-upholstered seat/back
- Square pattern stitch design
- Double-needle tailoring
- Extra-thick, ultracell seat foam
- Loose-appearance, fixed cushions
- Wood finish legs

FREIGHT CLASS: 175  
CUBIC FT.: 29.0  
SHIP WT.: 51

25"W x 31"D x 30"H Standard Yardage: 4.25

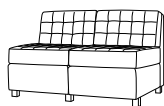
OPTION	PRICE	CODE
<b>Softer, High-Density Seat Foam for Chair</b>	16.00	<b>SF</b>

ZONE PRICING

FABRIC GRADES	1	2	3
1	1496	1518	1541
2/COM	1613	1637	1661
3/COL	1718	1744	1770
4	1878	1906	1934
5	2243	2277	2310
L	2810	2852	2894

QS

### 155 TWO-SEAT LOUNGE, ARMLESS



- Relief-upholstered seat/back
- Square pattern stitch design
- Double-needle tailoring
- Extra-thick, ultracell seat foam
- Loose-appearance, fixed cushions
- Wood finish legs

FREIGHT CLASS: 175  
CUBIC FT.: 41.0  
SHIP WT.: 90

50"W x 31"D x 30"H Standard Yardage: 8.5

OPTION	PRICE	CODE
<b>Softer, High-Density Seat Foam Loveseat</b>	32.00	<b>SF</b>

1	2189	2222	2255
2/COM	2441	2478	2514
3/COL	2658	2698	2738
4	2992	3037	3082
5	3743	3799	3855
L	4924	4998	5072

QS

### 156 THREE-SEAT LOUNGE, ARMLESS



- Relief-upholstered seat/back
- Square pattern stitch design
- Double-needle tailoring
- Extra-thick, ultracell seat foam
- Loose-appearance, fixed cushions
- Wood finish legs

FREIGHT CLASS: 175  
CUBIC FT.: 54.0  
SHIP WT.: 128

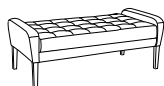
74"W x 31"D x 30"H Standard Yardage: 12.75

OPTION	PRICE	CODE
<b>Softer, High-Density Seat Foam sofa</b>	48.00	<b>SF</b>

1	2785	2827	2869
2/COM	3163	3210	3258
3/COL	3491	3543	3596
4	4016	4076	4136
5	5157	5234	5312
L	6961	7065	7170

QS

### 157 4' BENCH



- Relief-upholstered seat
- Square pattern stitch design
- Double-needle tailoring
- Extra-thick, high-density foam
- Solid wood legs

FREIGHT CLASS: 150  
CUBIC FT.: 13.0  
SHIP WT.: 43

48"W x 18"D x 19.25"H Standard Yardage: 3.5

OPTION	PRICE	CODE
<b>Softer, High-Density Seat Foam Loveseat</b>	32.00	<b>SF</b>

1	1302	1322	1341
2/COM	1343	1363	1383
3/COL	1405	1426	1447
4	1508	1531	1553
5	1772	1799	1825
L	2264	2298	2332

QS

### 158 6' BENCH



- Relief-upholstered seat
- Square pattern stitch design
- Double-needle tailoring
- Extra-thick, high-density foam
- Solid wood legs

FREIGHT CLASS: 150  
CUBIC FT.: 25.0  
SHIP WT.: 75

72"W x 24"D x 19.25"H Standard Yardage: 4.75

OPTION	PRICE	CODE
<b>Softer, High-Density Seat Foam sofa</b>	48.00	<b>SF</b>

1	1660	1685	1710
2/COM	1714	1740	1765
3/COL	1796	1823	1850
4	1951	1980	2010
5	2280	2314	2348
L	2927	2971	3015

QS

### 143 ARM CHAIR



- Exposed legs and arms are solid hardwood
- Specify wood finish

FREIGHT CLASS: 300  
CUBIC FT.: 14.0  
SHIP WT.: 27

22.75"W x 26"D x 33.5"H Standard Yardage: 2.5

1	928	942	956
2/COM	1003	1018	1033
3/COL	1068	1084	1100
4	1170	1188	1205
5	1377	1398	1418
L	1736	1762	1788

QS


ALL FOAM & FABRICS USED ARE CAL 117 APPROVED

QS indicates a Quickship item

Quick Ship is not available on any item ordered with options.

FINISH SELECTION

ASPEN **AP** | BLACK **BLK** | NATURAL **FM** | HONEY CHERRY **HCY** | ROUGE MAHOGANY **RM** | MAHOGANY **MAH** | MOAB **MOB** | PEARWOOD **PW** | WALNUT **WAL** | WINDSOR CHERRY **WC** | CLASSIC CHERRY **CCY** | ESPRESSO **ESP** |

		ZONE PRICING			
		1	2	3	
<b>144 ARMLESS SIDE CHAIR</b>  <ul style="list-style-type: none"> <li>• Exposed legs are solid hardwood</li> <li>• Specify wood finish</li> </ul> FREIGHT CLASS: 300 CUBIC FT.: 15.0 SHIP WT.: 25	19.5"W x 26"D x 33.5"H	Standard Yardage: 2.5			
		<b>1</b>	<b>893</b>	<b>906</b>	<b>920</b>
		<b>2/COM</b>	<b>932</b>	<b>946</b>	<b>960</b>
		<b>3/COL</b>	<b>1029</b>	<b>1044</b>	<b>1060</b>
		<b>4</b>	<b>1125</b>	<b>1142</b>	<b>1159</b>
		<b>5</b>	<b>1328</b>	<b>1348</b>	<b>1368</b>
	<b>L</b>	<b>1679</b>	<b>1704</b>	<b>1729</b>	



CONTEMPORARY

ALL FOAM & FABRICS USED ARE CAL 117 APPROVED

**qs** indicates a Quick Ship item.

Quick Ship is not available on any item ordered with options.

## A Metropolitan Style with Metal Accents

Himalaya Metal reception, executive and guest seating present contemporary solutions for every area of an environment. From lobbies and lounges to conference rooms and private offices, Himalaya Metal offers a consistent, metropolitan style in a design based on modern classics. All models available in full-relief, back-relief and solid (no-relief) versions.



**154MET-SB Lounge Chair with Back Relief stitching**

## Himalaya Details

- Relief-upholstered seat/back
- Square pattern stitch design with double-stitch tailoring
- Extra-thick, ultracell seat foam
- Brushed aluminum finish legs

## Relief Stitching Order Information

- **Full Relief:** standard
- **Back Relief:** add **SB** to model number
- **Solid:** add **SN** to model number



### STANDARD ORDER: SPECIFICATION DETAIL

<b>154MET</b>	<b>SB</b>	<b>100</b>	<b>SF</b>
Base Model	OPTIONAL Stitching Relief	Fabric/Leather Selection	OPTIONAL High-Density Seat Foam

**Please Note:** If a softer, high-density seat foam is desired, specify **SF** and add **\$16** list per seat.

**Please Note:** Full Relief stitching on seat and back is standard, and does not need to be noted in order number. If no stitching (Solid **SN**) or back-only stitching (Back Relief **SB**) is desired, please enter the appropriate model number.

## 151MET CLUB CHAIR



- Relief-upholstered seat/back
- Square pattern stitch design
- Double-needle tailoring
- Extra-thick, ultracell seat foam
- Loose-appearance, fixed cushions
- Brushed aluminum finish legs with adjustable levelers

FREIGHT CLASS: 175  
CUBIC FT.: 29.0  
SHIP WT.: 107

32"W x 31"D x 30"H

Standard Yardage: 7

OPTION	PRICE	CODE
Softer, High-Density Seat Foam for Chair	16.00	SF

### ZONE PRICING

FABRIC GRADES	1	2	3
1	1785	1812	1839
2/COM	1971	2001	2030
3/COL	2139	2171	2203
4	2405	2441	2477
5	2988	3033	3078
L	3901	3960	4018



## 152MET LOVESEAT



- Relief-upholstered seat/back
- Square pattern stitch design
- Double-needle tailoring
- Extra-thick, ultracell seat foam
- Loose-appearance, fixed cushions
- Brushed aluminum finish legs with adjustable levelers

FREIGHT CLASS: 175  
CUBIC FT.: 57.0  
SHIP WT.: 128

56.5"W x 31"D x 30"H

Standard Yardage: 13.5

OPTION	PRICE	CODE
Softer, High-Density Seat Foam Loveseat	32.00	SF

1	2570	2609	2647
2/COM	2939	2983	3027
3/COL	3274	3323	3372
4	3801	3858	3915
5	4962	5036	5111
L	6793	6895	6997



## 153MET SOFA



- Relief-upholstered seat/back
- Square pattern stitch design
- Double-needle tailoring
- Extra-thick, ultracell seat foam
- Loose-appearance, fixed cushions
- Brushed aluminum finish legs with adjustable levelers

FREIGHT CLASS: 175  
CUBIC FT.: 75.0  
SHIP WT.: 161

81"W x 31"D x 30"H

Standard Yardage: 18.25

OPTION	PRICE	CODE
Softer, High-Density Seat Foam sofa	48.00	SF

1	3218	3266	3315
2/COM	3718	3774	3830
3/COL	4172	4235	4297
4	4883	4956	5029
5	6452	6549	6646
L	8925	9059	9193





**154MET LOUNGE CHAIR ARMLESS**



- Relief-upholstered seat/back
- Square pattern stitch design
- Double-needle tailoring
- Extra-thick, ultracell seat foam
- Loose-appearance, fixed cushions
- Brushed aluminum finish legs with adjustable levelers

FREIGHT CLASS: 175  
CUBIC FT.: 29.0  
SHIP WT.: 76

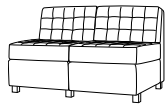


25"W x 31"D x 30"H Standard Yardage: 4.25

OPTION	PRICE	CODE
<b>Softer, High-Density Seat Foam for Chair</b>	16.00	<b>SF</b>

FABRIC GRADES	ZONE PRICING		
	1	2	3
1	1575	1599	1622
2/COM	1694	1719	1745
3/COL	1799	1826	1853
4	1959	1988	2018
5	2325	2360	2395
L	2891	2934	2978

**155MET TWO-SEAT LOUNGE ARMLESS**



- Relief-upholstered seat/back
- Square pattern stitch design
- Double-needle tailoring
- Extra-thick, ultracell seat foam
- Loose-appearance, fixed cushions
- Brushed aluminum finish legs with adjustable levelers

FREIGHT CLASS: 175  
CUBIC FT.: 41.0  
SHIP WT.: 97



50"W x 31"D x 30"H Standard Yardage: 8.25

OPTION	PRICE	CODE
<b>Softer, High-Density Seat Foam Loveseat</b>	32.00	<b>SF</b>

1	2288	2322	2357
2/COM	2540	2578	2616
3/COL	2757	2798	2840
4	3091	3137	3184
5	3842	3900	3957
L	5024	5099	5175

**156MET THREE-SEAT LOUNGE ARMLESS**



- Relief-upholstered seat/back
- Square pattern stitch design
- Double-needle tailoring
- Extra-thick, ultracell seat foam
- Loose-appearance, fixed cushions
- Brushed aluminum finish legs with adjustable levelers

FREIGHT CLASS: 175  
CUBIC FT.: 55.0  
SHIP WT.: 130

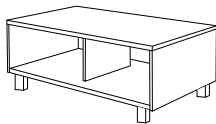


74"W x 31"D x 30"H Standard Yardage: 12.75

OPTION	PRICE	CODE
<b>Softer, High-Density Seat Foam sofa</b>	48.00	<b>SF</b>

1	2865	2908	2951
2/COM	3236	3285	3333
3/COL	3558	3611	3665
4	4073	4134	4195
5	5193	5271	5349
L	6963	7067	7172

**Coffee Table with Square Legs**

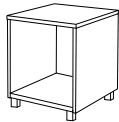


Freight Class: 150

- Open storage/display shelf and top
- Ships fully assembled
- Square brushed aluminum legs, matches Himalaya Metal

HW_CT48SQ	48" X 24" X 18"	Cubic Ft:11.9	Ship Weight:96	775	787	798
<i>Discontinued after March 1, 2010</i>						

**End Table with Square Legs**



Freight Class: 150

- Open storage/display shelf and top
- Square brushed aluminum legs, matches Himalaya Metal
- Ships fully assembled

HW_ET18SQ	18" X 22" X 24"	Cubic Ft:6.9	Ship Weight:50	626	635	645
<i>Discontinued after March 1, 2010</i>						

## Sit Side-By-Side in Comfort

Generous armrests separate and create private space for each individual. Especially suited for public areas and waiting rooms, the gentle curves and substantial visual scale of **Accompany** creates an impression of comfort, encouraging users to relax.



## Accompany Details

- Firm, ergonomically correct cushioning ensures comfort.
- Taut-upholstered for smooth, contemporary appearance
- Solid wood legs



5901 Lounge Chair


### STANDARD ORDER: SPECIFICATION DETAIL

<b>5901</b>	<b>WC</b>	<b>808</b>	<b>100</b>	<b>Please Note:</b> If a Two-Color Fabric Combination is desired, additional cost will be incurred. See below.
Base Model	Finish Code	Seat/Back Fabric	Arm Fabric, (if different from Seat/Back fabric)	

**Two-Color Combinations:** Add upcharge to the highest fabric price grade featured on unit.

CLUB CHAIR .....	\$53 List	SOFA.....	\$96 List
RECLINER .....	\$53 List	LOVESEAT.....	\$74 List

### 5901 LOUNGE CHAIR



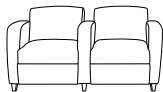
- Tapered arm design
  - Adjustable levelling glides
  - Extra-thick seat foam
  - No-sag spring seat/back suspensions
  - Hardwood frame
- FREIGHT CLASS: 175  
 CUBIC FT.: 29.0  
 SHIP WT.: 77

32.5"W x 29"D x 31"H	Standard Yardage: 6.25	
OPTION	PRICE	CODE
<b>Self-Locking Casters</b>	85.00	<b>S</b>
<b>Softer, High-Density Seat</b>	16.00	<b>SE</b>
<b>Foam for Chair</b>		
Seat & Back Ydg: 3.5		
Arms Ydg: 3.5		

FABRIC GRADES	ZONE PRICING		
	1	2	3
1	1223	1241	1260
2/COM	1398	1419	1440
3/COL	1552	1575	1599
4	1786	1813	1840
5	2321	2356	2391
L	3298	3347	3397

QS

### 5902 TWO SEAT LOUNGE



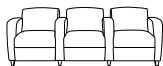
- Tapered arm design
  - Adjustable levelling glides
  - Extra-thick seat foam
  - No-sag spring seat/back suspensions
  - Hardwood frame
- FREIGHT CLASS: 175  
 CUBIC FT.: 42.0  
 SHIP WT.: 146

59.75"W x 29"D x 31"H	Standard Yardage: 10.75	
OPTION	PRICE	CODE
<b>Softer, High-Density Seat</b>	32.00	<b>SE</b>
<b>Foam Loveseat</b>		
Seat & Back Ydg: 6.25		
Arms Ydg: 4.5		

1	2069	2100	2131
2/COM	2365	2400	2436
3/COL	2618	2657	2697
4	3031	3076	3122
5	3946	4005	4064
L	5623	5707	5792

QS

### 5903 THREE SEAT LOUNGE



- Tapered arm design
  - Adjustable levelling glides
  - Extra-thick seat foam
  - No-sag spring seat/back suspensions
  - Hardwood frame
- FREIGHT CLASS: 175  
 CUBIC FT.: 66.0  
 SHIP WT.: 178

86.5"W x 29"D x 31"H	Standard Yardage: 15	
OPTION	PRICE	CODE
<b>Softer, High-Density Seat</b>	48.00	<b>SE</b>
<b>Foam sofa</b>		
Seat & Back Ydg: 9.5		
Arms Ydg: 5.5		

1	2893	2936	2980
2/COM	3321	3371	3421
3/COL	3707	3763	3818
4	4303	4368	4432
5	5636	5721	5805
L	8043	8164	8284

QS

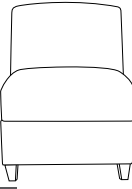
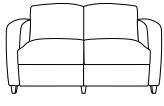
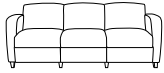
ALL FOAM & FABRICS USED ARE CAL 117 APPROVED

QS indicates a Quickship item

Quick Ship is not available on any item ordered with options.

FINISH SELECTION

ASPEN **AP** | BLACK **BLK** | NATURAL **FM** | HONEY CHERRY **HCY** | ROUGE MAHOGANY **RM** | MAHOGANY **MAH** | MOAB **MOB** | PEARWOOD **PW** | WALNUT **WAL** | WINDSOR CHERRY **WC** | CLASSIC CHERRY **CCY** | ESPRESSO **ESP** |

		ZONE PRICING			
		1	2	3	
<p><b>5904 ARMLESS CHAIR</b></p>  <ul style="list-style-type: none"> <li>Adjustable levelling glides</li> <li>Extra-thick seat foam</li> <li>No-sag spring seat/back suspensions</li> <li>Hardwood frame</li> </ul> <p>FREIGHT CLASS: 175 CUBIC FT.: 19.0 SHIP WT.: 43</p> <p><b>QS</b></p>	22"W x 29"D x 31"H	Standard Yardage: 4			
	OPTION	PRICE	CODE		
	Self-Locking Casters	85.00	<b>S</b>		
	Softer, High-Density Seat Foam for Chair	16.00	<b>SF</b>		
	FABRIC GRADES	1	855	868	881
		2/COM	922	936	950
		3/COL	992	1007	1022
		4	1107	1124	1140
		5	1361	1381	1402
		L	1875	1903	1931
<p><b>5905 LOVESEAT</b></p>  <ul style="list-style-type: none"> <li>Tapered arm design</li> <li>Adjustable levelling glides</li> <li>Extra-thick seat foam</li> <li>No-sag spring seat/back suspensions</li> <li>Hardwood frame</li> </ul> <p>FREIGHT CLASS: 175 CUBIC FT.: 41.0 SHIP WT.: 108</p> <p><b>QS</b></p>	54.5"W x 29"D x 31"H	Standard Yardage: 10			
	OPTION	PRICE	CODE		
	Softer, High-Density Seat Foam Loveseat	32.00	<b>SF</b>		
	Seat & Back Ydg: 6.25 Arms Ydg: 3.5				
	FABRIC GRADES	1	1742	1768	1794
		2/COM	1913	1942	1970
		3/COL	2085	2116	2148
		4	2371	2407	2442
		5	3002	3047	3092
		L	4293	4357	4422
<p><b>5906 SOFA</b></p>  <ul style="list-style-type: none"> <li>Tapered arm design</li> <li>Adjustable levelling glides</li> <li>Extra-thick seat foam</li> <li>No-sag spring seat/back suspensions</li> <li>Hardwood frame</li> </ul> <p>FREIGHT CLASS: 175 CUBIC FT.: 66.0 SHIP WT.: 145</p> <p><b>QS</b></p>	76"W x 29"D x 31"H	Standard Yardage: 13.5			
	OPTION	PRICE	CODE		
	Softer, High-Density Seat Foam sofa	48.00	<b>SF</b>		
	Seat & Back Ydg: 9.5 Arms Ydg: 3.5				
	FABRIC GRADES	1	2450	2487	2524
		2/COM	2681	2721	2761
		3/COL	2914	2958	3001
		4	3301	3351	3400
		5	4153	4215	4278
		L	5895	5983	6072

ALL FOAM & FABRICS USED ARE CAL 117 APPROVED

**QS** indicates a Quick Ship item.

Quick Ship is not available on any item ordered with options.

## Sit Side-By-Side in Comfort

Generous armrests separate and create private space for each individual. Especially suited for public areas and waiting rooms, the gentle curves and substantial visual scale of **Accompany** creates an impression of comfort, encouraging users to relax.

### Accompany Modular Details

- Firm, ergonomically correct cushioning ensures comfort.
- Two-color fabric combination available
- Wood legs with adjustable leveling glides
- Requires easy bolt-on assembly



## STANDARD ORDER: SPECIFICATION DETAIL

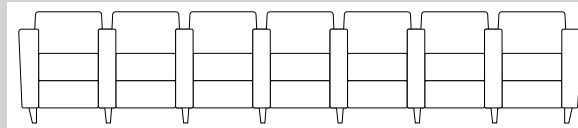
<b>5913</b>	<b>WC</b>	<b>808</b>	<b>100</b>
Base Model	Wood Finish	Seat/Back Fabric	Arm Fabric, (if different from Seat/Back fabric)

**Please Note:** If a Two-Color Fabric Combination is desired, additional cost will be incurred. See below.

**Two-Color Combinations:** Add upcharge to the highest fabric price grade featured on unit.

CLUB CHAIR .....	\$53 List	SOFA .....	\$96 List
RECLINER .....	\$53 List	LOVESEAT .....	\$74 List

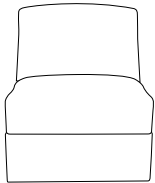
## MODULAR ORDER DETAIL:



This Accompany Modular order would consist of the following model numbers:

- (1) 5913 Left End Unit
- (1) 5914 Right End Unit
- (5) 5911 Center Seats
- (6) 5912 Center Arms

### 5911 CENTER SEAT, REQUIRES TWO 5912 CENTER ARMS



- Extra-thick seat foam
- No-sag spring seat/back suspensions
- Hardwood frame
- Requires easy bolt-on assembly

FREIGHT CLASS: 175  
 CUBIC FT.: 21.0  
 SHIP WT.: 63

22"W x 29"D x 31"H

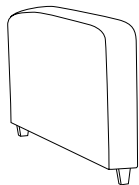
St. Yardage: 3.5

OPTION	PRICE	CODE
<b>Softer, High-Density Seat Foam for Chair</b>	16.00	<b>SF</b>
Center Seat with one Center Arm: Cubic Ft: 20, Ship Wt: 63		
Center Seat with two Center Arms: Cubic Ft: 22.4, Ship Wt: 83		

FABRIC GRADES	ZONE PRICING		
	1	2	3
1	571	580	588
2/COM	660	670	680
3/COL	748	759	770
4	881	894	907
5	1172	1190	1207
L	1719	1745	1771



### 5912 CENTER ARM



- Wood legs in finishes listed above
- Hardwood frame
- Requires easy bolt-on assembly

FREIGHT CLASS: 70  
 CUBIC FT.: 6.0  
 SHIP WT.: 20


6"W x 29"D x 25.5"H

St. Yardage: 1.75

1	310	315	319
2/COM	359	364	370
3/COL	401	407	413
4	466	473	480
5	617	626	636
L	888	901	915



### 5913 LEFT ARM UNIT, SHIPS WITH ARM/SEAT ASSEMBLED



- Tapered arm design
- Wood legs in finishes listed above
- Extra-thick seat foam
- No-sag spring seat/back suspensions
- Hardwood frame
- Requires easy bolt-on assembly

FREIGHT CLASS: 175  
 CUBIC FT.: 16.0  
 SHIP WT.: 55

26.5"W x 29"D x 31"H

St. Yardage: 5.25

OPTION	PRICE	CODE
<b>Softer, High-Density Seat Foam for Chair</b>	16.00	<b>SF</b>
Seat & Back Ydg: 3.5 Arms Ydg: 1.75		

1	898	911	925
2/COM	1041	1057	1072
3/COL	1169	1187	1204
4	1371	1392	1412
5	1818	1845	1873
L	2637	2677	2716



ALL FOAM & FABRICS USED ARE CAL 117 APPROVED

**QS** indicates a Quickship item

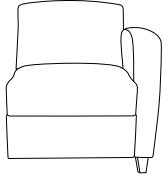
Quick Ship is not available on any item ordered with options.

FINISH SELECTION

ASPEN **AP** | BLACK **BLK** | NATURAL **FM** | HONEY CHERRY **HCY** | ROUGE MAHOGANY **RM** | MAHOGANY **MAH** |  
 MOAB **MOB** | PEARWOOD **PW** | WALNUT **WAL** | WINDSOR CHERRY **WC** | CLASSIC CHERRY **CCY** | ESPRESSO **ESP** |

SIN 711-17 **ACCOMPANY MODULAR**

**5914 RIGHT ARM UNIT, SHIPS WITH ARM/  
SEAT ASSEMBLED**



- Tapered arm design
  - Wood legs in finishes listed above
  - Extra-thick seat foam
  - No-sag spring seat/back suspensions
  - Hardwood frame
  - Requires easy bolt-on assembly
- FREIGHT CLASS: 175  
 CUBIC FT.: 16.0  
 SHIP WT.: 55



26.5"W x 29"D x 31"H

St. Yardage: 5.25

OPTION	PRICE	CODE
<b>Softer, High-Density Seat Foam for Chair</b>	16.00	<b>SF</b>
<small>Seat &amp; Back Ydg: 3.5 Arms Ydg: 1.75</small>		

FABRIC GRADES	ZONE PRICING		
	1	2	3
1	898	911	925
2/COM	1041	1057	1072
3/COL	1169	1187	1204
4	1371	1392	1412
5	1818	1845	1873
L	2637	2677	2716

CONTEMPORARY

ALL FOAM & FABRICS USED ARE CAL 117 APPROVED

**qs** indicates a Quick Ship item.  
 Quick Ship is not available on any item ordered with options.

# ACCOMPANY METAL LEG SIN 711-17

CONTEMPORARY

## Sit Side-By-Side in Comfort

Generous armrests separate and create private space for each individual. Especially suited for public areas and waiting rooms, the gentle curves and substantial visual scale of **Accompany** creates an impression of comfort, encouraging users to relax.

### Accompany Metal Details

- Firm, ergonomically correct cushioning ensures comfort.
- Taut-upholstered for smooth, contemporary appearance
- Brushed aluminum cylinder legs



**5901MET Chair**

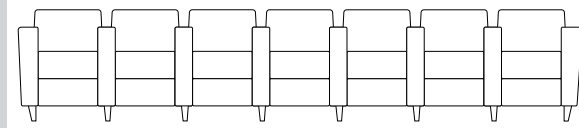
### STANDARD ORDER: SPECIFICATION DETAIL

<b>5901MET</b>	<b>808</b>	<b>100</b>	<b>Please Note:</b> If a Two-Color Fabric Combination is desired, additional cost will be incurred. See below.
Base Model	Seat/Back Fabric	Arm Fabric, <i>(if different from Seat/Back fabric)</i>	

**Two-Color Combinations:** Add upcharge to the highest fabric price grade featured on unit.


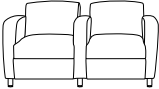
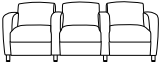
CLUB CHAIR .....	\$53 List	SOFA.....	\$96 List
RECLINER .....	\$53 List	LOVESEAT.....	\$74 List

### MODULAR ORDER DETAIL:



This Accompany Metal Modular order would consist of the following model numbers:

- (1) **5913MET** Left End Unit
- (1) **5914MET** Right End Unit
- (5) **5911** Center Seats
- (6) **5912MET** Center Arms

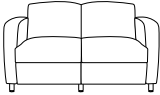
	FABRIC GRADES	ZONE PRICING						
		1	2	3				
<b>5901MET LOUNGE CHAIR</b>  <ul style="list-style-type: none"> <li>• Chrome leg levelers</li> <li>• Extra-thick, high-density cushions</li> <li>• No-sag sinuous wire spring seat and back suspensions</li> </ul> FREIGHT CLASS: 175 CUBIC FT.: 31.0 SHIP WT.: 74	32.5"W x 29"D x 32.5"H	St. Yardage: 6.25	1	1285	1304	1324		
	OPTION	PRICE	CODE					
	<b>Softer, High-Density Seat</b>	16.00	<b>SE</b>					
	<b>Foam for Chair</b>				2/COM	1451	1473	1495
	Seat & Back Ydg: 3.5 Arms Ydg: 3.5				3/COL	1600	1624	1648
				4	1821	1848	1876	
			5	2330	2365	2400		
			L	3262	3311	3360		
<b>5902MET TWO-SEAT LOUNGE</b>  <ul style="list-style-type: none"> <li>• Chrome leg levelers</li> <li>• Extra-thick, high-density cushions</li> <li>• No-sag sinuous wire spring seat and back suspensions</li> <li>• Center arm included</li> </ul> FREIGHT CLASS: 175 CUBIC FT.: 57.0 SHIP WT.: 148	59.75"W x 29"D x 32.5"H	St. Yardage: 10.75	1	2152	2184	2217		
	OPTION	PRICE	CODE					
	<b>Softer, High-Density Seat</b>	32.00	<b>SE</b>					
	<b>Foam Loveseat</b>				2/COM	2434	2471	2507
	Seat & Back Ydg: 6.25 Arms Ydg: 4.5				3/COL	2676	2716	2756
				4	3067	3113	3159	
			5	3938	3997	4056		
			L	5535	5618	5701		
<b>5903MET THREE-SEAT LOUNGE</b>  <ul style="list-style-type: none"> <li>• Chrome leg levelers</li> <li>• Extra-thick, high-density cushions</li> <li>• No-sag sinuous wire spring seat and back suspensions</li> <li>• Center arms included</li> </ul> FREIGHT CLASS: 175 CUBIC FT.: 75.0 SHIP WT.: 175	86.5"W x 29"D x 32.5"H	St. Yardage: 15	1	3006	3051	3096		
	OPTION	PRICE	CODE					
	<b>Softer, High-Density Seat</b>	48.00	<b>SE</b>					
	<b>Foam sofa</b>				2/COM	3414	3465	3516
	Seat & Back Ydg: 9.5 Arms Ydg: 5.5				3/COL	3781	3838	3894
				4	4351	4416	4482	
			5	5621	5705	5790		
			L	7910	8029	8147		

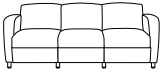
ALL FOAM & FABRICS USED ARE CAL 117 APPROVED

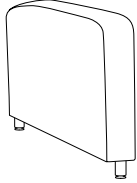
**QS** indicates a Quickship item


Quick Ship is not available on any item ordered with options.


	FABRIC GRADES	ZONE PRICING					
		1	2	3			
<b>5904MET ARMLESS CHAIR</b>							
 <ul style="list-style-type: none"> <li>• Chrome leg levelers</li> <li>• Extra-thick, high-density cushions</li> <li>• No-sag sinuous wire spring seat and back suspensions</li> </ul> <p>FREIGHT CLASS: 175 CUBIC FT.: 20.0 SHIP WT.: 44</p>	22"W x 29"D x 32.5"H	St. Yardage: 4					
	OPTION	PRICE	CODE				
	<b>Softer, High-Density Seat Foam for Chair</b>	16.00	<b>SF</b>				
				1	935	949	963
				2/COM	1000	1015	1030
				3/COL	1065	1081	1097
				4	1174	1192	1209
				5	1415	1436	1457
				L	1907	1936	1964

<b>5905MET LOVESEAT</b>							
 <ul style="list-style-type: none"> <li>• Chrome leg levelers</li> <li>• Extra-thick, high-density cushions</li> <li>• No-sag sinuous wire spring seat and back suspensions</li> </ul> <p>FREIGHT CLASS: 175 CUBIC FT.: 57.0 SHIP WT.: 123</p>	54.5"W x 29"D x 32.5"H	St. Yardage: 10					
	OPTION	PRICE	CODE				
	<b>Softer, High-Density Seat Foam Loveseat</b>	32.00	<b>SF</b>				
				1	1840	1868	1895
				2/COM	2003	2033	2063
				3/COL	2167	2200	2232
				4	2439	2476	2512
				5	3040	3086	3131
				L	4268	4332	4396

<b>5906MET SOFA</b>							
 <ul style="list-style-type: none"> <li>• Chrome leg levelers</li> <li>• Extra-thick, high-density foam cushions</li> <li>• No-sag sinuous wire spring seat and back suspensions</li> </ul> <p>FREIGHT CLASS: 175 CUBIC FT.: 75.0 SHIP WT.: 155</p>	76"W x 29"D x 32.5"H	St. Yardage: 13.5					
	OPTION	PRICE	CODE				
	<b>Softer, High-Density Seat Foam sofa</b>	48.00	<b>SF</b>				
				1	2575	2614	2652
				2/COM	2794	2836	2878
				3/COL	3017	3062	3108
				4	3386	3437	3488
				5	4197	4260	4323
				L	5856	5944	6032

<b>5912MET CENTER ARM</b>							
 <ul style="list-style-type: none"> <li>• Chrome leg levelers</li> <li>• Easy bolt-on assembly</li> <li>• Ships with 5911 center seat</li> </ul> <p>FREIGHT CLASS: 70 CUBIC FT.: 6.0 SHIP WT.: 20</p>	6"W x 29"D x 27"H	St. Yardage: 1.75					
				1	356	361	367
				2/COM	403	409	415
				3/COL	442	449	455
				4	506	514	521
				5	648	658	667
				L	906	920	933

<b>5913MET LEFT ARM UNIT, SHIPS WITH ARM/SEAT ASSEMBLED</b>							
 <ul style="list-style-type: none"> <li>• Chrome leg levelers</li> <li>• Extra-thick, high-density foam cushions</li> <li>• No-sag sinuous wire spring seat and back suspensions</li> <li>• Easy bolt-on assembly</li> </ul> <p>FREIGHT CLASS: 175 CUBIC FT.: 28.0 SHIP WT.: 56</p>	26.5"W x 29"D x 32.5"H	St. Yardage: 5.25					
	OPTION	PRICE	CODE				
	<b>Softer, High-Density Seat Foam for Chair</b>	16.00	<b>SF</b>				
	Seat & Back Ydg: 3.5 Arms Ydg: 1.75						
				1	916	930	943
				2/COM	1052	1068	1084
				3/COL	1174	1192	1209
				4	1366	1386	1407
				5	1792	1819	1846
				L	2572	2611	2649

<b>5914MET RIGHT ARM UNIT, SHIPS WITH ARM/SEAT ASSEMBLED</b>							
 <ul style="list-style-type: none"> <li>• Chrome leg levelers</li> <li>• Extra-thick, high-density foam cushions</li> <li>• No-sag sinuous wire spring seat and back suspensions</li> <li>• Easy bolt-on assembly</li> </ul> <p>FREIGHT CLASS: 175 CUBIC FT.: 28.0 SHIP WT.: 56</p>	26.5"W x 29"D x 32.5"H	St. Yardage: 5.25					
	OPTION	PRICE	CODE				
	<b>Softer, High-Density Seat Foam for Chair</b>	16.00	<b>SF</b>				
	Seat & Back Ydg: 3.5 Arms Ydg: 1.75						
				1	916	930	943
				2/COM	1052	1068	1084
				3/COL	1174	1192	1209
				4	1366	1386	1407
				5	1792	1819	1846
				L	2572	2611	2649

ALL FOAM & FABRICS USED ARE CAL 117 APPROVED

**QS** indicates a Quick Ship item.  
Quick Ship is not available on any item ordered with options.

## A Gently Curving Profile

The **Sophia** series, with its gently curving profile, offers you the option of ¾ or full height arms. Mix and match the pieces in this collection to create a truly unique space.

## Sophia Details

- *Taut seat, no-sag springs*
- *High density foam adds comfort*
- *Coordinating cocktail and end table*
- *Wood finish legs*

## Welt Trim Information

- *Welt Trim is standard on Models 5201, 5202 & 5203*
- *Welt Trim is **optional** on Models 5221, 5222 & 5223. Add \$100 to list price*
- *Welt available in **Contrasting Welt (CW)** or **Standard Welt (SW)**. Please add CW or SW to model number.*

**5221 Club Chair**  
with ¾ arms




**5202 Loveseat**  
with high arms

### STANDARD ORDER: SPECIFICATION DETAIL

<u>5202</u>	<u>CW</u>	<u>MAH</u>	<u>1140</u>	<u>675</u>
Base Model	Welt Type <i>CW_Contrasting</i> or <i>SW_Standard</i>	Wood Finish	Fabric	Welt Fabric (if <i>Contrasting Welt CW</i> was selected)

### 5201 CLUB CHAIR WITH HIGH ARMS



- Wood legs
  - Tight seat over no-sag springs
  - High density foam seat and back cushions
  - Welt is standard
- FREIGHT CLASS: 175  
 CUBIC FT.: 31.0  
 SHIP WT.: 95




30"W x 33"D x 33"H

Standard Yardage: 6

OPTION	PRICE	CODE
<b>Contrasting Welt</b>	0.00	<b>CW</b>
<b>Same Welt</b>	0.00	<b>SW</b>

FABRIC GRADES	ZONE PRICING		
	1	2	3
1	1422	1443	1465
2/COM	1531	1554	1577
3/COL	1639	1664	1688
4	1854	1882	1910
5	2252	2286	2320
L	2897	2940	2984

### 5202 LOVESEAT WITH HIGH ARMS



- Wood legs
  - Tight seat over no-sag springs
  - High density foam seat and back cushions
  - Welt is standard
- FREIGHT CLASS: 175  
 CUBIC FT.: 57.0  
 SHIP WT.: 120




54"W x 33"D x 33"H

Standard Yardage: 7.5

OPTION	PRICE	CODE
<b>Contrasting Welt</b>	0.00	<b>CW</b>
<b>Same Welt</b>	0.00	<b>SW</b>

1	2047	2078	2108
2/COM	2186	2219	2252
3/COL	2326	2361	2396
4	2604	2643	2682
5	3113	3160	3206
L	3944	4003	4062

### 5203 SOFA WITH HIGH ARMS



- Wood legs
  - Tight seat over no-sag springs
  - High density foam seat and back cushions
  - Welt is standard
- FREIGHT CLASS: 175  
 CUBIC FT.: 73.0  
 SHIP WT.: 145



76"W x 33"D x 33"H

Standard Yardage: 9.75


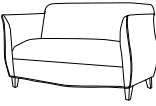

OPTION	PRICE	CODE
<b>Contrasting Welt</b>	0.00	<b>CW</b>
<b>Same Welt</b>	0.00	<b>SW</b>

1	2615	2654	2693
2/COM	2789	2831	2873
3/COL	2963	3007	3052
4	3310	3360	3409
5	3949	4008	4067
L	4986	5061	5136



FINISH SELECTION

ASPEN **AP** | BLACK **BLK** | NATURAL **FM** | HONEY CHERRY **HCY** | MAHOGANY **MAH** | MOAB **MOB** | PEARWOOD **PW** |  
 ROUGE MAHOGANY **RM** | WALNUT **WAL** | WINDSOR CHERRY **WC** | CLASSIC CHERRY **CCY** | ESPRESSO **ESP** |

		ZONE PRICING			
		1	2	3	
 <ul style="list-style-type: none"> <li>• Wood legs</li> <li>• Tight seat over no-sag springs</li> <li>• High density foam seat and back cushions</li> <li>• No welt standard</li> </ul> <p>FREIGHT CLASS: 175 CUBIC FT.: 31.0 SHIP WT.: 95</p>	30"W x 33"D x 33"H	Standard Yardage: 6			
	OPTION	PRICE	CODE		
	<b>Contrasting Welt</b>	100.00	<b>CW</b>		
	<b>Same Welt</b>	100.00	<b>SW</b>		
		1	1308	1328	1347
		2/COM	1416	1437	1458
		3/COL	1524	1547	1570
		4	1741	1767	1793
		5	2137	2169	2201
		L	2784	2826	2868
 <ul style="list-style-type: none"> <li>• Wood legs</li> <li>• Tight seat over no-sag springs</li> <li>• High density foam seat and back cushions</li> <li>• No welt standard</li> </ul> <p>FREIGHT CLASS: 175 CUBIC FT.: 57.0 SHIP WT.: 120</p>	54"W x 33"D x 33"H	Standard Yardage: 7.5			
	OPTION	PRICE	CODE		
	<b>Contrasting Welt</b>	100.00	<b>CW</b>		
	<b>Same Welt</b>	100.00	<b>SW</b>		
		1	1933	1962	1991
		2/COM	2068	2099	2130
		3/COL	2203	2236	2269
		4	2474	2511	2548
		5	2968	3013	3057
		L	3777	3834	3890
 <ul style="list-style-type: none"> <li>• Wood legs</li> <li>• Tight seat over no-sag springs</li> <li>• High density foam seat and back cushions</li> <li>• No welt standard</li> </ul> <p>FREIGHT CLASS: 175 CUBIC FT.: 75.0 SHIP WT.: 145</p>	76"W x 33"D x 33"H	Standard Yardage: 9.75			
	OPTION	PRICE	CODE		
	<b>Contrasting Welt</b>	100.00	<b>CW</b>		
	<b>Same Welt</b>	100.00	<b>SW</b>		
		1	2502	2540	2577
		2/COM	2660	2700	2740
		3/COL	2819	2861	2904
		4	3135	3182	3229
		5	3717	3773	3829
		L	4662	4732	4802

ALL FOAM & FABRICS USED ARE CAL 117 APPROVED

**QS** indicates a Quick Ship item.

Quick Ship is not available on any item ordered with options.

### Dramatic Curves

We believe that a seat can, and should, combine both form and function. For **Claudia**, we put special emphasis on the form. Take a seat and your arms will naturally fall into the gently undulating contour of the fully upholstered arms. Brightly polished aluminum legs add just the right amount of sparkle and visual interest.

### Claudia Details

- *Angled satin finish chrome legs with stationary feet*
- *Taut-upholstery*
- *No-sag sinuous wire spring seat and back suspensions*
- *Coordinating cocktail and end table*

### Two-Color Fabric Combination

• *Contrasting fabric combinations are available. To order, please add the Seat/Back Fabric code, followed by Arm Fabric code to the model number.*



**5301 Chair**



**5302 Loveseat**


#### STANDARD ORDER: SPECIFICATION DETAIL

<b>5302</b>	<b>100</b>	<b>808</b>
Base Model	Seat/Back Fabric	Arm Fabric, (if different from Seat/Back fabric)

**Two-Color Combinations:** Add upcharge to the highest fabric price grade featured on unit.

CLUB CHAIR.....	\$53 List	SOFA.....	\$96 List
RECLINER.....	\$53 List	LOVESEAT.....	\$74 List

#### 5301 CLUB CHAIR



- Extra-thick, high-density foam cushions
- FREIGHT CLASS: 175  
CUBIC FT.: 31.0  
SHIP WT.: 90

33.5"W x 31"D x 33"H      Standard Yardage: 6.25  
Seat & Back Ydg: 3.5  
Arms Ydg: 3.5

FABRIC GRADES	ZONE PRICING		
	1	2	3
1	1250	1269	1288
2/COM	1339	1359	1379
3/COL	1428	1449	1471
4	1575	1599	1622
5	1902	1931	1959
L	2463	2500	2537

QS

#### 5302 LOVESEAT




- Extra-thick, high-density foam cushions
- FREIGHT CLASS: 175  
CUBIC FT.: 57.0  
SHIP WT.: 125

56.5"W x 31"D x 33"H      Standard Yardage: 10.75  
Seat & Back Ydg: 6.25  
Arms Ydg: 4.5

1	1786	1813	1840
2/COM	1899	1927	1956
3/COL	2011	2041	2071
4	2196	2229	2262
5	2608	2647	2686
L	3315	3365	3414

QS

#### 5303 SOFA

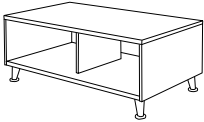
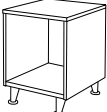


- Extra-thick, high-density foam cushions
- FREIGHT CLASS: 175  
CUBIC FT.: 75.0  
SHIP WT.: 165

78.5"W x 31"D x 33"H      Standard Yardage: 15  
Seat & Back Ydg: 9.5  
Arms Ydg: 5.5

1	2502	2540	2577
2/COM	2637	2677	2716
3/COL	2772	2814	2855
4	2997	3042	3087
5	3494	3546	3599
L	4346	4411	4476

QS

		ZONE PRICING		
		1	2	3
<b>Coffee Table</b>  Freight Class: 150	<b>HW_CT48</b> 48" X 24" X 18"      Cubic Ft:11.9      Ship Weight:96	<b>664</b>	<b>674</b>	<b>684</b>
	Finish Options: Natural Maple (FM), Windsor Cherry (WC), Mahogany (M), Graphite (GP), Medium Oak (O), Aspen (AP), Pearwood (PW), Black (E), Espresso (X), Grey (G), Classic Cherry (CC)			
<b>End Table</b>  Freight Class: 150	<b>HW_ET18</b> 18" X 22" X 24"      Cubic Ft:6.9      Ship Weight:50	<b>516</b>	<b>524</b>	<b>531</b>
	Finish Options: Natural Maple (FM), Windsor Cherry (WC), Mahogany (M), Graphite (GP), Medium Oak (O), Aspen (AP), Pearwood (PW), Black (E), Espresso (X), Grey (G), Classic Cherry (CC)			

ALL FOAM & FABRICS USED ARE CAL 117 APPROVED

**QS** indicates a Quick Ship item.

Quick Ship is not available on any item ordered with options.

## Art Deco Influences

The **Lauren Collection** of seating and occasional tables blends Art Deco influences with a versatile design applicable from offices to public, waiting room, hospitality and healthcare environments.

## Lauren Details

- *Taut seat, no-sag springs*
- *High density foam adds comfort*
- *Coordinating cocktail and end table*
- *Wood finish legs*

## Optional BAM Foot Available

- *Truncated BAM foot design increases contact with floor. Recommended for high-use areas.*
- *Available in Black finish only.*
- *Add \$53 upcharge*
- *To specify BAM foot, add **B** to the end of the model number.*




6101 Club Chair



6103 Sofa

### 6101 CLUB CHAIR



- Wood legs in finishes listed above
- Tight seat over no-sag springs
- High density foam seat and back cushions

FREIGHT CLASS: 175  
CUBIC FT.: 31.0  
SHIP WT.: 95



36"W x 32.5"D x 34"H

Standard Yardage: 7

OPTION	PRICE	CODE
<b>Bam Foot, Black Finish</b>	53.00	<b>B</b>
<b>Softer, High-Density Seat Foam for Chair</b>	16.00	<b>SF</b>

FABRIC GRADES	ZONE PRICING		
	1	2	3
1	1675	1700	1725
2/COM	1872	1900	1928
3/COL	2042	2073	2103
4	2311	2346	2380
5	2900	2944	2987
L	3998	4058	4118

### 6102 LOVESEAT



- Wood legs in finishes listed above
- Tight seat over no-sag springs
- High density foam seat and back cushions

FREIGHT CLASS: 175  
CUBIC FT.: 57.0  
SHIP WT.: 120



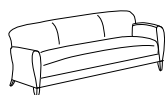
58"W x 32.5"D x 34"H

Standard Yardage: 8.5

OPTION	PRICE	CODE
<b>Bam Foot, Black Finish</b>	53.00	<b>B</b>
<b>Softer, High-Density Seat Foam Loveseat</b>	32.00	<b>SF</b>

1	2220	2253	2287
2/COM	2462	2499	2536
3/COL	2667	2707	2747
4	2986	3031	3076
5	3704	3760	3815
L	4854	4927	5000

### 6103 SOFA



- Wood legs in finishes listed above
- Tight seat over no-sag springs
- High density foam seat and back cushions

FREIGHT CLASS: 175  
CUBIC FT.: 75.0  
SHIP WT.: 145



80"W x 33.25"D x 34"H

Standard Yardage: 11.25

OPTION	PRICE	CODE
<b>Bam Foot, Black Finish</b>	53.00	<b>B</b>
<b>Softer, High-Density Seat Foam sofa</b>	48.00	<b>SF</b>

1	2777	2819	2860
2/COM	3083	3129	3175
3/COL	3354	3404	3455
4	3793	3850	3907
5	4744	4815	4886
L	6245	6339	6432

**Award Winning**

Award-winning reception seating, **Rebecca** features an elegant, flared-arm design popular in many environments and applications.

**Rebecca Details**

- *Elegant double-needle tailoring.*
- *Taut seat, no-sag springs*
- *High density foam adds comfort*
- *Coordinating cocktail and end table*
- *Wood finish legs*


**Optional BAM Foot Available**

- *Truncated BAM foot design increases contact with floor. Recommended for high-use areas.*
- *Available in Black finish only.*
- *Add \$53 upcharge*
- *To specify BAM foot, add **B** to the end of the model number.*



**6201 Club Chair**

**6201 CLUB CHAIR**



- Wood legs in finishes listed above
- Tight seat over no-sag springs
- High density foam seat and back cushions

FREIGHT CLASS: 175  
 CUBIC FT.: 31.0  
 SHIP WT.: 72



38"W x 32.5"D x 34.5"H

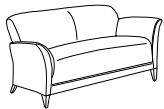
Standard Yardage: 6

OPTION	PRICE	CODE
<b>Bam Foot, Black Finish</b>	53.00	<b>B</b>
<b>Softer, High-Density Seat Foam for Chair</b>	16.00	<b>SF</b>

ZONE PRICING

FABRIC GRADES	1	2	3
1	1675	1700	1725
2/COM	1848	1876	1903
3/COL	1992	2022	2052
4	2217	2250	2284
5	2734	2775	2816
L	3663	3718	3773

**6202 LOVESEAT**



- Wood legs in finishes listed above
- Tight seat over no-sag springs
- High density foam seat and back cushions

FREIGHT CLASS: 175  
 CUBIC FT.: 57.0  
 SHIP WT.: 113




59"W x 32.5"D x 34.5"H

Standard Yardage: 7.5

OPTION	PRICE	CODE
<b>Bam Foot, Black Finish</b>	53.00	<b>B</b>
<b>Softer, High-Density Seat Foam Loveseat</b>	32.00	<b>SF</b>

1	2220	2253	2287
2/COM	2425	2461	2498
3/COL	2607	2646	2685
4	2900	2944	2987
5	3538	3591	3644
L	4534	4602	4670

**6203 SOFA**



- Wood legs in finishes listed above
- Tight seat over no-sag springs
- High density foam seat and back cushions

FREIGHT CLASS: 175  
 CUBIC FT.: 75.0  
 SHIP WT.: 142



81.5"W x 32.5"D x 34.5"H

Standard Yardage: 9.75

OPTION	PRICE	CODE
<b>Bam Foot, Black Finish</b>	53.00	<b>B</b>
<b>Softer, High-Density Seat Foam sofa</b>	48.00	<b>SF</b>

1	2777	2819	2860
2/COM	3042	3088	3133
3/COL	3281	3330	3379
4	3646	3701	3755
5	4473	4540	4607
L	5795	5882	5969

## Impressive Seating

From hospitality to healthcare to educational and corporate environments, the **Scarlet Collection** presents a distinctive scroll-arm design, creating impressive lounges, lobbies and other sitting areas.



**6301 Club Chair**

## Scarlet Details




- *Taut seat, no-sag springs*
- *High density foam adds comfort*
- *Coordinating cocktail and end table*
- *Wood finish legs*



## Optional BAM Foot Available

- *Truncated BAM foot design increases contact with floor. Recommended for high-use areas.*
- *Available in Black finish only.*
- *Add \$53 upcharge*
- *To specify BAM foot, add **B** to the end of the model number.*






	FABRIC GRADES	ZONE PRICING		
		1	2	3
<b>6301 CLUB CHAIR</b>				
<ul style="list-style-type: none"> <li>• Wood legs in finishes listed above</li> <li>• Tight seat over no-sag springs</li> <li>• High density foam seat and back cushions</li> <li>• Scroll arm and box welted back design</li> </ul>				
FREIGHT CLASS: 175 CUBIC FT.: 31.0 SHIP WT.: 95				
				
<b>38"W x 32.5"D x 33.75"H</b>				
Standard Yardage: 7.5				
<b>OPTION</b>	<b>PRICE</b>	<b>CODE</b>		
<b>Bam Foot, Black Finish</b>	53.00	<b>B</b>		
<b>Softer, High-Density Seat Foam for Chair</b>	16.00	<b>SF</b>		
			<b>1</b>	<b>1849</b>
			<b>2/COM</b>	<b>2051</b>
			<b>3/COL</b>	<b>2231</b>
			<b>4</b>	<b>2526</b>
			<b>5</b>	<b>3159</b>
			<b>L</b>	<b>4339</b>
				<b>1877</b>
				<b>2082</b>
				<b>2298</b>
				<b>2602</b>
				<b>3254</b>
				<b>4469</b>
<b>6302 LOVESEAT</b>				
<ul style="list-style-type: none"> <li>• Wood legs in finishes listed above</li> <li>• Tight seat over no-sag springs</li> <li>• High density foam seat and back cushions</li> <li>• Scroll arm and box welted back design</li> </ul>				
FREIGHT CLASS: 175 CUBIC FT.: 57.0 SHIP WT.: 120				
				
<b>59"W x 32.5"D x 33.75"H</b>				
Standard Yardage: 8.75				
<b>OPTION</b>	<b>PRICE</b>	<b>CODE</b>		
<b>Bam Foot, Black Finish</b>	53.00	<b>B</b>		
<b>Softer, High-Density Seat Foam Loveseat</b>	32.00	<b>SF</b>		
			<b>1</b>	<b>2437</b>
			<b>2/COM</b>	<b>2689</b>
			<b>3/COL</b>	<b>2902</b>
			<b>4</b>	<b>3233</b>
			<b>5</b>	<b>3977</b>
			<b>L</b>	<b>5145</b>
				<b>2474</b>
				<b>2729</b>
				<b>2989</b>
				<b>3330</b>
				<b>4096</b>
				<b>5299</b>
<b>6303 SOFA</b>				
<ul style="list-style-type: none"> <li>• Wood legs in finishes listed above</li> <li>• Tight seat over no-sag springs</li> <li>• High density foam seat and back cushions</li> <li>• Scroll arm and box welted back design</li> </ul>				
FREIGHT CLASS: 175 CUBIC FT.: 75.0 SHIP WT.: 145				
				
<b>81"W x 32.5"D x 33.75"H</b>				
Standard Yardage: 11.25				
<b>OPTION</b>	<b>PRICE</b>	<b>CODE</b>		
<b>Bam Foot, Black Finish</b>	53.00	<b>B</b>		
<b>Softer, High-Density Seat Foam sofa</b>	48.00	<b>SF</b>		
			<b>1</b>	<b>3050</b>
			<b>2/COM</b>	<b>3359</b>
			<b>3/COL</b>	<b>3633</b>
			<b>4</b>	<b>4058</b>
			<b>5</b>	<b>5012</b>
			<b>L</b>	<b>6543</b>
				<b>3096</b>
				<b>3409</b>
				<b>3742</b>
				<b>4180</b>
				<b>5162</b>
				<b>6739</b>

QS

FINISH SELECTION

ASPEN **AP** | BLACK **BLK** | NATURAL **FM** | HONEY CHERRY **HCY** | MAHOGANY **MAH** | MOAB **MOB** | PEARWOOD **PW** | ROUGE MAHOGANY **RM** | WALNUT **WAL** | WINDSOR CHERRY **WC** | CLASSIC CHERRY **CCY** | ESPRESSO **ESP** |

				ZONE PRICING			
		FABRIC GRADES		1	2	3	
<b>6400 OTTOMAN</b>  <ul style="list-style-type: none"> <li>• Wood legs</li> <li>• High density foam</li> </ul> <p>FREIGHT CLASS: 150 CUBIC FT.: 15.0 SHIP WT.: 42</p>	31"W x 20.5"D x 17.5"H St. Yardage: 2.5	OPTION	PRICE	CODE			
		<b>Bam Foot, Black Finish</b>	53.00	<b>B</b>	1	634	644
		<b>Accompany Metal Legs</b>	90.00	<b>MET</b>	2/COM	708	719
		<b>Self-Locking Casters</b>	85.00	<b>S</b>	3/COL	769	781
		<b>Softer, High-Density Seat Foam for Chair</b>	16.00	<b>SF</b>	4	869	882
					5	1090	1106
			L	1494	1516		
						653	
						729	
						895	
						1123	
						1539	
<b>6720 COCKTAIL TABLE, WOOD VENEER TOP</b>							
 <ul style="list-style-type: none"> <li>• Solid hardwood legs</li> <li>• Veneer top</li> <li>• Available in all seating finishes</li> <li>• Assembly required</li> </ul> <p>FREIGHT CLASS: 85 CUBIC FT.: 5.0 SHIP WT.: 65</p>	54"W x 24"D x 16"H St. Yardage: n/a			N/A	1009	1024	
							1039
<b>6723 END TABLE, WOOD VENEER TOP</b>							
 <ul style="list-style-type: none"> <li>• Solid hardwood legs</li> <li>• Veneer top</li> <li>• Available in all seating finishes</li> <li>• Assembly required</li> </ul> <p>FREIGHT CLASS: 85 CUBIC FT.: 3.0 SHIP WT.: 40</p>	24"W x 28"D x 20"H St. Yardage: n/a			N/A	749	760	
							771

ALL FOAM & FABRICS USED ARE CAL 117 APPROVED

**QS** indicates a Quick Ship item.

Quick Ship is not available on any item ordered with options.

CONTEMPORARY

## Sophisticated Form

**Kimberly Collection** blends sophisticated form with careful attention to details, such as soft arm pleats and welted design lines, for an elegant, fully upholstered reception seating solution that includes occasional tables.



6401 Club Chair

## Kimberly Details

- Taut seat, no-sag springs
- High density foam adds comfort
- Coordinating cocktail and end table
- Wood finish legs




## Optional BAM Foot Available

- Truncated BAM foot design increases contact with floor. Recommended for high-use areas.
- Available in Black finish only.
- Add \$53 upcharge
- To specify BAM foot, add **B** to the end of the model number.



### 6401 CLUB CHAIR



- Wood legs
- Flare welted arm design
- Camel back
- Othe features listed above

FREIGHT CLASS: 175  
 CUBIC FT.: 31.0  
 SHIP WT.: 95

QS


37.5"W x 32.5"D x 35"H

Standard Yardage: 6.25

OPTION	PRICE	CODE
Softer, High-Density Seat	16.00	SF
Bam Foot, Black Finish	53.00	B

FABRIC GRADES	ZONE PRICING		
	1	2	3
1	1849	1877	1904
2/COM	2021	2051	2082
3/COL	2171	2204	2236
4	2406	2442	2478
5	2934	2978	3022
L	3920	3979	4038

### 6402 LOVESEAT



- Wood legs
- Flare welted arm design
- Camel back
- Othe features listed above

FREIGHT CLASS: 175  
 CUBIC FT.: 57.0  
 SHIP WT.: 120

QS

58"W x 32.5"D x 35"H

Standard Yardage: 8.5

OPTION	PRICE	CODE
Bam Foot, Black Finish	53.00	B
Softer, High-Density Seat	32.00	SF
Foam Loveseat		

1	2449	2486	2522
2/COM	2681	2721	2761
3/COL	2891	2934	2978
4	3212	3260	3308
5	3934	3993	4052
L	5067	5143	5219

### 6403 SOFA



- Wood legs
- Flare welted arm design
- Camel back
- Othe features listed above

FREIGHT CLASS: 175  
 CUBIC FT.: 75.0  
 SHIP WT.: 145

QS

81"W x 32.5"D x 35"H

Standard Yardage:  
11.25

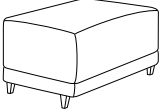


OPTION	PRICE	CODE
Bam Foot, Black Finish	53.00	B
Softer, High-Density Seat	48.00	SF
Foam sofa		

1	3050	3096	3142
2/COM	3359	3409	3460
3/COL	3633	3687	3742
4	4058	4119	4180
5	5012	5087	5162
L	6543	6641	6739



FINISH SELECTION

ASPEN **AP** | BLACK **BLK** | NATURAL **FM** | HONEY CHERRY **HCY** | MAHOGANY **MAH** | MOAB **MOB** | PEARWOOD **PW** | ROUGE MAHOGANY **RM** | WALNUT **WAL** | WINDSOR CHERRY **WC** | CLASSIC CHERRY **CCY** | ESPRESSO **ESP** |

			ZONE PRICING				
			1	2	3		
<b>6400 OTTOMAN</b>  <ul style="list-style-type: none"> <li>• Wood legs</li> <li>• High density foam</li> </ul> FREIGHT CLASS: 150 CUBIC FT.: 15.0 SHIP WT.: 42	31"W x 20.5"D x 17.5"H Standard Yardage: 2.5	FABRIC GRADES					
		OPTION	PRICE	CODE			
		<b>Bam Foot, Black Finish</b>	53.00	<b>B</b>	1	634	644
		<b>Accompany Metal Legs</b>	90.00	<b>MET</b>	2/COM	708	719
		<b>Self-Locking Casters</b>	85.00	<b>S</b>	3/COL	769	781
		<b>Softer, High-Density Seat Foam for Chair</b>	16.00	<b>SF</b>	4	869	882
					5	1090	1106
			L	1494	1516		
					653		
					729		
					895		
					1123		
					1539		
<b>6720 COCKTAIL TABLE, WOOD VENEER TOP</b>  <ul style="list-style-type: none"> <li>• Solid hardwood legs</li> <li>• Veneer top</li> <li>• Available in all seating finishes</li> <li>• Assembly required</li> </ul> FREIGHT CLASS: 85 CUBIC FT.: 5.0 SHIP WT.: 65			54"W x 24"D x 16"H Standard Yardage: n/a	N/A	1009	1024	1039
<b>6723 END TABLE, WOOD VENEER TOP</b>  <ul style="list-style-type: none"> <li>• Solid hardwood legs</li> <li>• Veneer top</li> <li>• Available in all seating finishes</li> <li>• Assembly required</li> </ul> FREIGHT CLASS: 85 CUBIC FT.: 3.0 SHIP WT.: 40			24"W x 28"D x 20"H Standard Yardage: n/a	N/A	749	760	771

ALL FOAM & FABRICS USED ARE CAL 117 APPROVED

**qs** indicates a Quick Ship item.

Quick Ship is not available on any item ordered with options.

### Smart Size, Long-term Comfort

Cassy & Natalie feature low-to-the-floor design and smart sizing for a multitude of applications. Chair, loveseat and sofa are fully upholstered and include high-density foam for long-term comfort and durability. All are taut-upholstered with fixed seat/back for elegant appearance.



9642 Natalie Loveseat

### Cassy Features

- Modern style
- Upward sloping arms with double-needle(baseball) stitching
- Radius arms with straight back profile
- Black resin feet

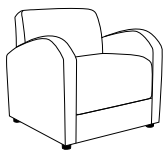
### Natalie Features

- Transitional style that complements traditional or modern interiors
- Scroll arms with camelback profile
- Welt cord trim
- Black resin feet



9641 Natalie Club Chair  
9621 Cassy Club Chair

### 9621 CASSY CLUB CHAIR



- Radius arms, straight back
- Fixed seat
- See features in series overview

FREIGHT CLASS: 175  
CUBIC FT.: 24.0  
SHIP WT.: 60

QS

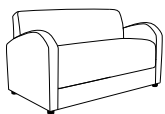
31"W x 28"D x 30"H

Standard Yardage: 6.25

OPTION	PRICE	CODE
Softer, High-Density Seat Foam for Chair	16.00	SF

FABRIC GRADES	ZONE PRICING		
	1	2	3
1	1145	1162	1179
2/COM	1308	1328	1347
3/COL	1411	1432	1453
4	1582	1606	1629
5	1957	1986	2016
L	2692	2732	2773

### 9622 CASSY LOVESEAT



- Radius arms, straight back
- Fixed seat
- See features in series overview

FREIGHT CLASS: 175  
CUBIC FT.: 41.0  
SHIP WT.: 90

QS

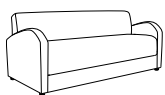
53"W x 28"D x 30"H

Standard Yardage: 8.25

OPTION	PRICE	CODE
Softer, High-Density Seat Foam Loveseat	32.00	SF

1	1960	1989	2019
2/COM	2245	2279	2312
3/COL	2380	2416	2451
4	2607	2646	2685
5	3342	3392	3442
L	4396	4462	4528

### 9623 CASSY SOFA



- Radius arms, straight back
- Fixed seat
- See features in series overview

FREIGHT CLASS: 175  
CUBIC FT.: 55.0  
SHIP WT.: 120

QS

76"W x 28"D x 30"H

Standard Yardage:  
10.75

OPTION	PRICE	CODE
Softer, High-Density Seat Foam sofa	48.00	SF

1	2623	2662	2702
2/COM	2890	2933	2977
3/COL	3066	3112	3158
4	3359	3409	3460
5	4294	4358	4423
L	5784	5871	5958

**9641 NATALIE CLUB CHAIR**



- Scroll arms, camelback
  - Fixed seat
  - See features in series overview
- FREIGHT CLASS: 175  
CUBIC FT.: 24.0  
SHIP WT.: 77

34"W x 28"D x 31"H Standard Yardage: 6.25

OPTION	PRICE	CODE
<b>Softer, High-Density Seat Foam for Chair</b>	16.00	<b>SF</b>

FABRIC GRADES	ZONE PRICING		
	1	2	3
1	1145	1162	1179
2/COM	1308	1328	1347
3/COL	1411	1432	1453
4	1582	1606	1629
5	1957	1986	2016
L	2692	2732	2773



**9642 NATALIE LOVESEAT**



- Scroll arms, camelback
  - Fixed seat
  - See features in series overview
- FREIGHT CLASS: 175  
CUBIC FT.: 41.0  
SHIP WT.: 90

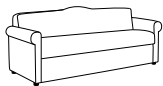
56.5"W x 28"D x 31"H Standard Yardage: 8.25

OPTION	PRICE	CODE
<b>Softer, High-Density Seat Foam Loveseat</b>	32.00	<b>SF</b>

1	1960	1989	2019
2/COM	2245	2279	2312
3/COL	2380	2416	2451
4	2607	2646	2685
5	3342	3392	3442
L	4396	4462	4528



**9643 NATALIE SOFA**



- Scroll arm, camelback
  - Fixed seat
  - See features in series overview
- FREIGHT CLASS: 175  
CUBIC FT.: 55.0  
SHIP WT.: 120

80"W x 28"D x 31"H Standard Yardage: 10.75

OPTION	PRICE	CODE
<b>Softer, High-Density Seat Foam sofa</b>	48.00	<b>SF</b>

1	2623	2662	2702
2/COM	2890	2933	2977
3/COL	3066	3112	3158
4	3359	3409	3460
5	4294	4358	4423
L	5784	5871	5958



## Graceful, Art Deco Design

6700 Series blends gracefully shaped arms with tapered, wood legs, in a design reminiscent of Art Deco styles. A complete collection, 6700 Series complements upholstered seating with wood occasional tables featuring veneer tops and coordinating tapered, solid wood legs.

## 6700 Details

- Tapered, wood legs
- Loose seat cushions allow for easy cleaning
- Coordinating occasional tables



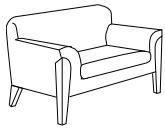
6720 Cocktail Table

6723 End Table



6701 Club Chair

### 6701 CLUB CHAIR



- See features listed above
- FREIGHT CLASS: 175  
 CUBIC FT.: 24.0  
 SHIP WT.: 63

36"W x 30"D x 29"H

Standard Yardage: 6.75

OPTION	PRICE	CODE
Softer, High-Density Seat Foam for Chair	16.00	SF

FABRIC GRADES

ZONE PRICING

	1	2	3
1	1479	1501	1523
2/COM	1681	1706	1731
3/COL	1859	1887	1915
4	2142	2174	2206
5	2765	2806	2848
L	3899	3957	4016

QS

### 6702 LOVESEAT



- See features listed above
- FREIGHT CLASS: 175  
 CUBIC FT.: 41.0  
 SHIP WT.: 89

40.7"W x 89"D x 9.25"H

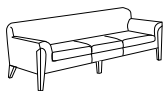
Standard Yardage: 9.25

OPTION	PRICE	CODE
Softer, High-Density Seat Foam Loveseat	32.00	SF

	1	2	3
1	1955	1984	2014
2/COM	2234	2268	2301
3/COL	2473	2510	2547
4	2861	2904	2947
5	3704	3760	3815
L	5278	5357	5436

QS

### 6703 SOFA



- See features listed above
- FREIGHT CLASS: 175  
 CUBIC FT.: 53.0  
 SHIP WT.: 108

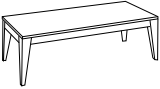







86"W x 30"D x 29"H

Standard Yardage: 11

OPTION	PRICE	CODE
Softer, High-Density Seat Foam sofa	48.00	SF


	1	2	3
1	2439	2476	2512
2/COM	2785	2827	2869
3/COL	3071	3117	3163
4	3517	3570	3623
5	4523	4591	4659
L	6396	6492	6588

QS

		ZONE PRICING				
		FABRIC GRADES	1	2	3	
<b>6720 COCKTAIL TABLE, WOOD VENEER TOP</b>  <ul style="list-style-type: none"> <li>• Solid hardwood legs</li> <li>• Veneer top</li> <li>• Available in all seating finishes</li> <li>• Assembly required</li> </ul> FREIGHT CLASS: 85 CUBIC FT.: 5.0 SHIP WT.: 65	54"W x 24"D x 16"H	Standard Yardage: n/a	N/A	1009	1024	1039
						
<b>6723 END TABLE, WOOD VENEER TOP</b>  <ul style="list-style-type: none"> <li>• Solid hardwood legs</li> <li>• Veneer top</li> <li>• Available in all seating finishes</li> <li>• Assembly required</li> </ul> FREIGHT CLASS: 85 CUBIC FT.: 3.0 SHIP WT.: 40	24"W x 28"D x 20"H	Standard Yardage: n/a	N/A	749	760	771
						
<b>6730 COCKTAIL TABLE, LAMINATE TOP</b>  <ul style="list-style-type: none"> <li>• Solid hardwood legs</li> <li>• TFL top with AdvantEdge banding</li> <li>• Available in FM Natural Maple and WC Windsor Cherry only</li> <li>• Assembly required</li> </ul> FREIGHT CLASS: 85 CUBIC FT.: 5.0 SHIP WT.: 65	54"W x 24"D x 16"H	Standard Yardage: n/a	N/A	999	1014	1029
						
<b>6733 END TABLE, LAMINATE TOP</b>  <ul style="list-style-type: none"> <li>• Solid hardwood legs</li> <li>• TFL top with AdvantEdge banding</li> <li>• Available in FM Natural Maple and WC Windsor Cherry only</li> <li>• Assembly required</li> </ul> FREIGHT CLASS: 85 CUBIC FT.: 3.0 SHIP WT.: 40	24"W x 28"D x 20"H	Standard Yardage: n/a	N/A	741	752	763
						

CONTEMPORARY

ALL FOAM & FABRICS USED ARE CAL 117 APPROVED

 indicates a Quick Ship item.

Quick Ship is not available on any item ordered with options.

## Standing the Test of Time

The **7200 Lounge Series**, with oak frame, provides classic durability. Loose seat and back cushions with zipper access for easy cleaning. This collection is perfect for high-traffic areas and includes chairs, sofas, benches and occasional tables.


### 7200 Details

- *Hardwood arms and legs*
- *Loose seat cushions allow for easy cleaning*
- *Coordinating occasional tables*



7200 Configuration

### 7201 CLUB CHAIR



- Upholstered arm inserts
- Zipper access cushions
- Other features listed in series overview above

FREIGHT CLASS: 175  
 CUBIC FT.: 28.0  
 SHIP WT.: 88

34.5"W x 30"D x 29"H

Standard Yardage: 7

OPTION	PRICE	CODE
Softer, High-Density Seat Foam for Chair	16.00	SF

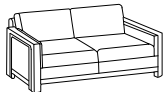
FABRIC GRADES

ZONE PRICING

	1	2	3
1	1645	1670	1694
2/COM	1847	1875	1902
3/COL	2015	2045	2075
4	2277	2311	2345
5	2875	2918	2961
L	3958	4017	4077

QS

### 7202 LOVESEAT



- Upholstered arm inserts
- Zipper access cushions
- Other features listed in series overview above

FREIGHT CLASS: 175  
 CUBIC FT.: 41.0  
 SHIP WT.: 117

60"W x 33"D x 27"H

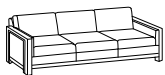
Standard Yardage: 10

OPTION	PRICE	CODE
Softer, High-Density Seat Foam Loveseat	32.00	SF

1	2319	2354	2389
2/COM	2605	2644	2683
3/COL	2847	2890	2932
4	3227	3275	3324
5	4078	4139	4200
L	5638	5723	5807

QS

### 7203 SOFA



- Upholstered arm inserts
- Zipper access cushions
- Other features listed in series overview above

FREIGHT CLASS: 175  
 CUBIC FT.: 53.0  
 SHIP WT.: 138

84"W x 33"D x 27"H

Standard Yardage: 12.5


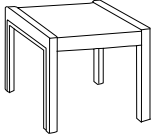


OPTION	PRICE	CODE
Softer, High-Density Seat Foam sofa	48.00	SF

1	2895	2938	2982
2/COM	3251	3300	3349
3/COL	3557	3610	3664
4	4030	4090	4151
5	5096	5172	5249
L	7045	7151	7256

QS

FINISH SELECTION

ASPEN **AP** | HONEY CHERRY **HCY** | ROUGE MAHOGANY **RM** | MAHOGANY **MAH** | NATURAL OAK **NOK** | MEDIUM OAK **OAK** | PEARWOOD **PW** | WALNUT **WAL** | WINDSOR CHERRY **WC** | CLASSIC CHERRY **CCY** | ESPRESSO **ESP** |

			ZONE PRICING						
			1	2	3				
<b>7220 COCKTAIL TABLE</b>  <ul style="list-style-type: none"> <li>• Hardwood veneer top</li> <li>• All finishes on oak frame</li> </ul> <p>FREIGHT CLASS: 150 CUBIC FT.: 16.0 SHIP WT.: 65</p>	52"W x 24"D x 16"H	Standard Yardage: n/a	FABRIC GRADES	n/a	n/a				
			n/a	1105	1122	1138			
<b>7223 END TABLE</b>  <ul style="list-style-type: none"> <li>• Hardwood veneer top</li> <li>• All finishes on oak frame</li> </ul> <p>FREIGHT CLASS: 150 CUBIC FT.: 13.0 SHIP WT.: 40</p>	22"W x 27"D x 19"H	Standard Yardage: n/a	FABRIC GRADES	n/a	n/a				
			n/a	892	905	919			
<b>7248 RECEPTION BENCH</b>  <ul style="list-style-type: none"> <li>• Upholstered seat</li> <li>• All finishes on oak frame</li> </ul> <p>FREIGHT CLASS: 150 CUBIC FT.: 10.0 SHIP WT.: 40</p>	48"W x 16"D x 16"H	Standard Yardage: 2	FABRIC GRADES	1	1099	1115	1132		
			OPTION	PRICE	CODE				
			<b>Softer, High-Density Seat</b>	32.00	<b>SF</b>	2/COM	1159	1176	1194
			<b>Foam Loveseat</b>			3/COL	1204	1222	1240
						4	1283	1302	1321
						5	1450	1472	1494
						L	1761	1787	1814
<b>7272 RECEPTION BENCH</b>  <ul style="list-style-type: none"> <li>• Upholstered seat</li> <li>• All finishes on oak frame</li> </ul> <p>FREIGHT CLASS: 150 CUBIC FT.: 14.0 SHIP WT.: 45</p>	72"W x 16"D x 16"H	Standard Yardage: 3	FABRIC GRADES	1	1271	1290	1309		
			OPTION	PRICE	CODE				
			<b>Softer, High-Density Seat</b>	48.00	<b>SF</b>	2/COM	1358	1378	1399
			<b>Foam sofa</b>			3/COL	1431	1452	1474
						4	1542	1565	1588
						5	1794	1821	1848
						L	2265	2299	2333

ALL FOAM & FABRICS USED ARE CAL 117 APPROVED

**QS** indicates a Quick Ship item.

Quick Ship is not available on any item ordered with options.

## Create Your Own Space

With the **7300/7400** Modular Collection, create unique configurations, adapt to building layouts and maximize seating capacity. Choose from 12 seating/table components. Approach benches (7300 Series) from either side in open areas. Units with backs (7400 Series) provide full-comfort seating. Freestanding and ganging tables are available in various shapes and sizes.



**7300/7400** ganged configuration

## 7300/7400 Details

- *High pressure laminate sides*
- *Black recessed plinth base*
- *Freestanding & ganging tables*
- *Replaceable cushions*

## Custom Laminate Program

Any Wilsonart® laminate from the **Design Group 1™** program (type 335 grade laminate) is available at an upcharge per unit.

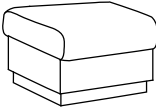
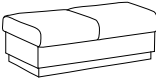
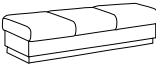
Upcharge is specified in each item description. Please specify the Wilsonart® laminate color when ordering.

### Customer's Own Laminate Program:

You may supply your own laminate at the listed upcharges. Please provide the exact quantity for each model number. The laminate manufacturer, color number, and grade must be provided also. We reserve the right to reject any laminate that does **not meet our manufacturing requirements**.


(\* *Laminate requirements based on solid-color, non-directional design per single unit. For any laminate with pattern and/or multiple units, contact Customer Service for specific requirements.*)

These options **not available on Quick Ship** or regular lead time. Please call Customer Support for delivery dates.

	FABRIC GRADES	ZONE PRICING			
		1	2	3	
<b>7301 RECEPTION BENCH</b>  <ul style="list-style-type: none"> <li>• One seat upholstered bench</li> <li>• Approachable from either side</li> <li>• Freestanding or connect to other units</li> <li>• See features in series overview</li> </ul> FREIGHT CLASS: 175 CUBIC FT.: 15.0 SHIP WT.: 48	24"W x 28.5"D x 19.5"H	Standard Yardage: 2			
	OPTION	PRICE	CODE		
	Softer, High-Density Seat Foam for Chair	16.00	SF		
	CUSTOM LAMINATES	PRICE			
	5.5 Feet	117.00			
		1	665	675	685
	2/COM	723	734	745	
	3/COL	773	785	796	
	4	846	859	871	
	5	1019	1034	1050	
	L	1330	1350	1370	
<b>7302 RECEPTION BENCH</b>  <ul style="list-style-type: none"> <li>• Two seat upholstered bench</li> <li>• Approachable from either side</li> <li>• Freestanding or connect to other units</li> <li>• See features in series overview</li> </ul> FREIGHT CLASS: 175 CUBIC FT.: 37.0 SHIP WT.: 90	48"W x 28.5"D x 19.5"H	Standard Yardage: 3.75			
	OPTION	PRICE	CODE		
	Softer, High-Density Seat Foam Loveseat	32.00	SF		
	CUSTOM LAMINATES	PRICE			
	8.5 Feet	133.00			
		1	1113	1130	1146
	2/COM	1217	1235	1254	
	3/COL	1307	1327	1346	
	4	1456	1478	1500	
	5	1770	1797	1823	
	L	2359	2394	2430	
<b>7303 RECEPTION BENCH</b>  <ul style="list-style-type: none"> <li>• Three seat upholstered bench</li> <li>• Approachable from either side</li> <li>• Freestanding or connect to other units</li> <li>• See features in series overview</li> </ul> FREIGHT CLASS: 175 CUBIC FT.: 40.0 SHIP WT.: 122	74"W x 28.5"D x 19.5"H	Standard Yardage: 5.75			
	OPTION	PRICE	CODE		
	Softer, High-Density Seat Foam sofa	48.00	SF		
	CUSTOM LAMINATES	PRICE			
	11.0 Feet	149.00			
		1	1673	1698	1723
	2/COM	1828	1855	1883	
	3/COL	1968	1998	2027	
	4	2195	2228	2261	
	5	2681	2721	2761	
	L	3571	3625	3678	



**7401 CHAIR**



- Freestanding or connect to other seating units or tables
  - See features in series overview
- FREIGHT CLASS: 175  
 CUBIC FT.: 15.0  
 SHIP WT.: 56



25"W x 28.5"D x 30"H Standard Yardage: 2.5

OPTION	PRICE	CODE
<b>Softer, High-Density Seat Foam for Chair</b>	16.00	<b>SF</b>

CUSTOM LAMINATES	PRICE
<b>5.5 Feet</b>	117.00

FABRIC GRADES	ZONE PRICING		
	1	2	3
1	791	803	815
2/COM	861	874	887
3/COL	921	935	949
4	1020	1035	1051
5	1229	1247	1266
L	1623	1647	1672

**7402 LOVESEAT**



- Freestanding or connect to other seating units or tables
  - See features in series overview
- FREIGHT CLASS: 175  
 CUBIC FT.: 37.0  
 SHIP WT.: 98



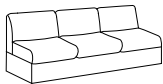
50"W x 28.5"D x 30"H Standard Yardage: 5

OPTION	PRICE	CODE
<b>Softer, High-Density Seat Foam Loveseat</b>	32.00	<b>SF</b>

CUSTOM LAMINATES	PRICE
<b>8.5 Feet</b>	133.00

1	1330	1350	1370
2/COM	1464	1486	1508
3/COL	1591	1615	1639
4	1780	1807	1833
5	2208	2241	2274
L	2980	3025	3069

**7403 SOFA**



- Freestanding or connect to other seating units or tables
  - See features in series overview
- FREIGHT CLASS: 175  
 CUBIC FT.: 40.0  
 SHIP WT.: 130



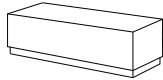
74"W x 28.5"D x 30"H Standard Yardage: 7.5

OPTION	PRICE	CODE
<b>Softer, High-Density Seat Foam sofa</b>	48.00	<b>SF</b>

CUSTOM LAMINATES	PRICE
<b>11.0 Feet</b>	149.00

1	1958	1987	2017
2/COM	2172	2205	2237
3/COL	2354	2389	2425
4	2636	2676	2715
5	3270	3319	3368
L	4445	4512	4578

**7420 COFFEE TABLE**



- Freestanding
  - High pressure laminate top and sides
  - Black recessed plinth base
- FREIGHT CLASS: 150  
 CUBIC FT.: 16.0  
 SHIP WT.: 79

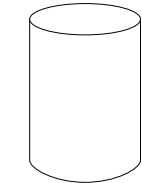


52"W x 20"D x 14"H Standard Yardage: n/a

CUSTOM LAMINATES	PRICE
<b>20.0 Feet</b>	133.00

n/a	805	817	829
-----	-----	-----	-----

**7421 CYLINDER TABLE**



- Freestanding
  - High pressure laminate top and sides
- FREIGHT CLASS: 150  
 CUBIC FT.: 6.0  
 SHIP WT.: 29

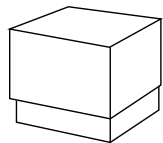


19"W x 14"H Standard Yardage: n/a

CUSTOM LAMINATES	PRICE
<b>7.0 Feet</b>	133.00

n/a	647	657	666
-----	-----	-----	-----

**7423 END TABLE**



- Freestanding
  - High pressure laminate top and sides
  - Black recessed plinth base
- FREIGHT CLASS: 150  
 CUBIC FT.: 10.0  
 SHIP WT.: 54




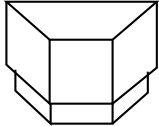
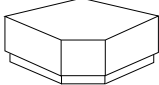
25"W x 25"D x 14"H Standard Yardage: n/a

CUSTOM LAMINATES	PRICE
<b>13.5 Feet</b>	133.00

n/a	699	709	720
-----	-----	-----	-----

ALL FOAM & FABRICS USED ARE CAL 117 APPROVED

**QS** indicates a Quick Ship item.  
 Quick Ship is not available on any item ordered with options.

			ZONE PRICING			
			FABRIC GRADES	1	2	3
 <p><b>7424 CONNECTOR TABLE</b></p> <ul style="list-style-type: none"> <li>• Freestanding or connect to other units</li> <li>• High pressure laminate top and sides</li> <li>• Black recessed plinth base</li> </ul> <p>FREIGHT CLASS: 150 CUBIC FT.: 6.0 SHIP WT.: 38</p>	18"W x 25"D x 11.5"H	Standard Yardage: n/a	n/a	628	637	647
	CUSTOM LAMINATES	PRICE				
	<b>8.5 Feet</b>	133.00				
 <p><b>7425 45° WEDGE TABLE</b></p> <ul style="list-style-type: none"> <li>• 45° shape</li> <li>• Connect to other units to form curves in layout</li> <li>• High pressure laminate top and sides</li> <li>• Black recessed plinth base</li> </ul> <p>FREIGHT CLASS: 125 CUBIC FT.: 6.0 SHIP WT.: 38</p>	8"W front x 27"W back" x 25"D x 11.5"H	Standard Yardage: n/a	n/a	780	792	803
	CUSTOM LAMINATES	PRICE				
	<b>10.5 Feet</b>	133.00				
 <p><b>7426 90° CORNER TABLE</b></p> <ul style="list-style-type: none"> <li>• Freestanding or connect to other units</li> <li>• High pressure laminate top and sides</li> <li>• Black recessed plinth base</li> </ul> <p>FREIGHT CLASS: 150 CUBIC FT.: 16.0 SHIP WT.: 80</p>	38"W x 38"D x 11.5"H	Standard Yardage: n/a	n/a	884	897	911
	CUSTOM LAMINATES	PRICE				
	<b>19.0 Feet</b>	133.00				
<p><b>74A GANGING KIT</b></p> <ul style="list-style-type: none"> <li>• Joins 7301, 7302, 7303, 7401, 7402, 7403, 7424</li> <li>• Kit includes ganging plate and 8 screws</li> </ul> <p>FREIGHT CLASS: 70 CUBIC FT.: 0.2 SHIP WT.: 1</p>	10"W x 3"D x .065"H	Standard Yardage: n/a		28	28	29
<p><b>74B GANGING KIT</b></p> <ul style="list-style-type: none"> <li>• Joins 7425 Wedge Table</li> <li>• Kit includes ganging plate and 8 screws</li> </ul> <p>FREIGHT CLASS: 70 CUBIC FT.: 0.2 SHIP WT.: 1</p>	3.5"W x 3"D x .38"H	Standard Yardage: n/a		28	28	29
<p><b>74C GANGING KIT</b></p> <ul style="list-style-type: none"> <li>• Joins 7426 Corner Table</li> <li>• Kit includes ganging plate and 8 screws</li> </ul> <p>FREIGHT CLASS: 70 CUBIC FT.: 0.2 SHIP WT.: 1</p>	3.25"W x 3"D x .75"H	Standard Yardage: n/a		28	28	29

**Our Most Versatile Modular Collection**

**Steps Modular** lounge seating components can be configured, expanded and reconfigured as your business grows and changes. Every component is a seating module, ensuring maximum seating capacity and optimum space-efficiency in your facilities.

Plus, seat/back modules are field replaceable, offering renewability down the road.



**Steps Modular configuration**

**Steps Modular Details**

- *Full-to-the-Floor bases with radius corners*
- *All Steps units are available with left or right (facing) arms.*
- *All units are shipped with metal fasteners pre-bored into the seat frames (nuts bolts supplied).*



**7436 90° Corner Unit with upholstered base**

**Upholstered Base or Black Finish Base**


- *Full-to-the-Floor bases are available fully upholstered.*
- *Even more modest in price, Steps-Black-Base models feature radius corners, sensitive to waiting areas where children may frequent. Black, textured finish helps limit wear.*

**90° Corner Unit**

*The 90° Corner Unit can connect with seat modules on either side. Diagonal front increases leg room; diagonal back enhances lumbar support and comfort. In corner applications, the open area behind the unit can accommodate a lamp, plant, etc.*

**STEPS: Upholstered Base: Modular**

**7431 ONE-SEAT MODULE**



- Fully upholstered
  - Freestanding or connect to other units
  - See features above
- FREIGHT CLASS: 175  
CUBIC FT.: 15.0  
SHIP WT.: 55

25"W x 28.5"D x 29.5"H Standard Yardage: 4.1

OPTION	PRICE	CODE
<b>Softer, High-Density Seat Foam for Chair</b>	16.00	<b>SE</b>

FABRIC GRADES	ZONE PRICING		
	1	2	3
1	791	803	815
2/COM	876	889	902
3/COL	957	971	986
4	1049	1065	1080
5	1309	1329	1348
L	1838	1866	1893



**7432 TWO-SEAT MODULE**



- Fully upholstered
  - Freestanding or connect to other units
  - See features above
- FREIGHT CLASS: 175  
CUBIC FT.: 37.0  
SHIP WT.: 102

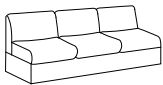
50"W x 28.5"D x 29.5"H Standard Yardage: 6.25

OPTION	PRICE	CODE
<b>Softer, High-Density Seat Foam Loveseat</b>	32.00	<b>SE</b>

1	1330	1350	1370
2/COM	1453	1475	1497
3/COL	1581	1605	1628
4	1724	1750	1776
5	2118	2150	2182
L	2926	2970	3014



**7433 THREE-SEAT MODULE**



- Fully upholstered
  - Freestanding or connect to other units
  - See features above
- FREIGHT CLASS: 175  
CUBIC FT.: 40.0  
SHIP WT.: 140


74"W x 28.5"D x 29.5"H Standard Yardage: 9.4

OPTION	PRICE	CODE
<b>Softer, High-Density Seat Foam sofa</b>	48.00	<b>SE</b>

1	1958	1987	2017
2/COM	2149	2181	2213
3/COL	2335	2370	2405
4	2552	2590	2629
5	3145	3192	3239
L	4357	4422	4488



**7434 INVERTED 45° WEDGE MODULE**



- 45° shape, outside facing
  - Fully upholstered
  - Connect to other units to form curves in layout
  - See features above
- FREIGHT CLASS: 175  
CUBIC FT.: 15.0  
SHIP WT.: 54

27.5"W x 25.75"D x 29.5"H Standard Yardage: 4.1

OPTION	PRICE	CODE
<b>Softer, High-Density Seat Foam for Chair</b>	16.00	<b>SE</b>

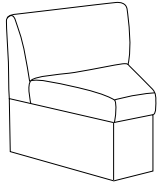
1	791	803	815
2/COM	876	889	902
3/COL	957	971	986
4	1049	1065	1080
5	1309	1329	1348
L	1838	1866	1893



**ALL FOAM & FABRICS USED ARE CAL 117 APPROVED**

**QS** indicates a Quick Ship item.  
Quick Ship is not available on any item ordered with options.

## 7435 45° WEDGE SEAT MODULE



- 45° shape, inside facing
- Fully upholstered
- Connect to other units to form curves in layout
- See features in series overview

FREIGHT CLASS: 175  
CUBIC FT.: 15.0  
SHIP WT.: 54

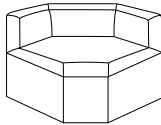


27.5"W x 25.75"D x 29.5"H Standard Yardage: 4.1

OPTION	PRICE	CODE
<b>Softer, High-Density Seat Foam for Chair</b>	16.00	<b>SF</b>

FABRIC GRADES	ZONE PRICING		
	1	2	3
1	791	803	815
2/COM	876	889	902
3/COL	957	971	986
4	1049	1065	1080
5	1309	1329	1348
L	1838	1866	1893

## 7436 90° CORNER SEAT MODULE



- 90° application (corners)
- 6-sided shape
- Fully upholstered
- Freestanding or connect to other units
- See features in series overview

FREIGHT CLASS: 175  
CUBIC FT.: 37.0  
SHIP WT.: 82

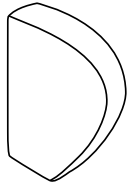


38"W x 38"D x 29.5"H Standard Yardage: 6.25

OPTION	PRICE	CODE
<b>Softer, High-Density Seat Foam Loveseat</b>	32.00	<b>SF</b>

1	1646	1671	1695
2/COM	1776	1803	1829
3/COL	1907	1936	1964
4	2055	2086	2117
5	2467	2504	2541
L	3305	3355	3404

## 7339L MODULAR LEFT ARM



- Fully upholstered arm
- Connects to left side (facing) of any Steps Modular seat

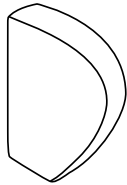
FREIGHT CLASS: 175  
CUBIC FT.: 6.0  
SHIP WT.: 17



4.5"W x 23.5"D x 27"H Standard Yardage: 4.1

1	201	204	207
2/COM	245	249	252
3/COL	286	290	295
4	336	341	346
5	467	474	481
L	742	753	764

## 7339R MODULAR RIGHT ARM



- Fully upholstered arm
- Connects to right side (facing) of any Steps Modular seat

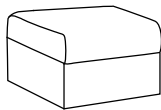
FREIGHT CLASS: 175  
CUBIC FT.: 6.0  
SHIP WT.: 17



4.5"W x 23.5"D x 27"H Standard Yardage: 4.1

1	201	204	207
2/COM	245	249	252
3/COL	286	290	295
4	336	341	346
5	467	474	481
L	742	753	764

## 7331 SQUARE BENCH MODULE



- One-seat fully upholstered bench
- Approachable from either side
- Freestanding or connect to other units
- See features in series overview

FREIGHT CLASS: 175  
CUBIC FT.: 15.0  
SHIP WT.: 48

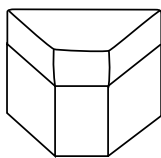


24"W x 28.5"D x 19.5"H Standard Yardage: 4.1

OPTION	PRICE	CODE
<b>Softer, High-Density Seat Foam for Chair</b>	16.00	<b>SF</b>

1	692	702	713
2/COM	779	791	802
3/COL	864	877	890
4	963	977	992
5	1232	1250	1269
L	1781	1808	1834

## 7335 45° WEDGE BENCH MODULE



- 45° shape
- Fully upholstered
- Connect to other units to form curves in layout
- See features in series overview

FREIGHT CLASS: 175  
CUBIC FT.: 15.0  
SHIP WT.: 48



27.5"W x 25.75"D x 19.5"H Standard Yardage: 4.1


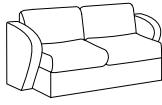
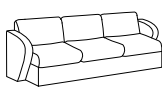

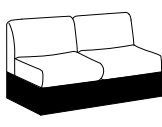
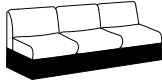
OPTION	PRICE	CODE
<b>Softer, High-Density Seat Foam for Chair</b>	16.00	<b>SF</b>

1	692	702	713
2/COM	779	791	802
3/COL	864	877	890
4	963	977	992
5	1232	1250	1269
L	1781	1808	1834

ALL FOAM & FABRICS USED ARE CAL 117 APPROVED

**QS** indicates a Quickship item

Quick Ship is not available on any item ordered with options.

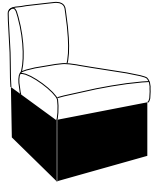
				ZONE PRICING								
		FABRIC GRADES		1	2	3						
<b>STEPS: Upholstered Base: Assembled</b>												
<b>7441 LOUNGE CHAIR</b>  <ul style="list-style-type: none"> <li>Fully upholstered</li> <li>Ships fully assembled</li> <li>Can be reconfigured</li> <li>See features in series overview</li> </ul> FREIGHT CLASS: 175 CUBIC FT.: 29.0 SHIP WT.: 84	34"W x 28.5"D x 29.5"H	Standard Yardage: 6		1	1064	1080	1096					
	<table border="1"> <thead> <tr> <th>OPTION</th> <th>PRICE</th> <th>CODE</th> </tr> </thead> <tbody> <tr> <td><b>Softer, High-Density Seat Foam for Chair</b></td> <td>16.00</td> <td><b>SF</b></td> </tr> </tbody> </table>	OPTION	PRICE	CODE	<b>Softer, High-Density Seat Foam for Chair</b>	16.00	<b>SF</b>			2/COM	1188	1206
OPTION	PRICE	CODE										
<b>Softer, High-Density Seat Foam for Chair</b>	16.00	<b>SF</b>										
			3/COL	1311	1331	1350						
			4	1451	1473	1495						
			5	1838	1866	1893						
			L	2627	2666	2706						
<b>7442 LOVESEAT</b>												
 <ul style="list-style-type: none"> <li>Fully upholstered</li> <li>Ships fully assembled</li> <li>Can be reconfigured</li> <li>See features in series overview</li> </ul> FREIGHT CLASS: 175 CUBIC FT.: 40.0 SHIP WT.: 127	59"W x 28.5"D x 29.5"H	Standard Yardage: 8.25		1	1616	1640	1664					
	<table border="1"> <thead> <tr> <th>OPTION</th> <th>PRICE</th> <th>CODE</th> </tr> </thead> <tbody> <tr> <td><b>Softer, High-Density Seat Foam Loveseat</b></td> <td>32.00</td> <td><b>SF</b></td> </tr> </tbody> </table>	OPTION	PRICE	CODE	<b>Softer, High-Density Seat Foam Loveseat</b>	32.00	<b>SF</b>			2/COM	1784	1811
OPTION	PRICE	CODE										
<b>Softer, High-Density Seat Foam Loveseat</b>	32.00	<b>SF</b>										
			3/COL	1954	1983	2013						
			4	2145	2177	2209						
			5	2677	2717	2757						
			L	3762	3818	3875						
<b>7443 SOFA</b>												
 <ul style="list-style-type: none"> <li>Fully upholstered</li> <li>Ships fully assembled</li> <li>Can be reconfigured</li> <li>See features in series overview</li> </ul> FREIGHT CLASS: 175 CUBIC FT.: 53.0 SHIP WT.: 160	83"W x 28.5"D x 29.5"H	Standard Yardage: 11.25		1	2256	2290	2324					
	<table border="1"> <thead> <tr> <th>OPTION</th> <th>PRICE</th> <th>CODE</th> </tr> </thead> <tbody> <tr> <td><b>Softer, High-Density Seat Foam sofa</b></td> <td>48.00</td> <td><b>SF</b></td> </tr> </tbody> </table>	OPTION	PRICE	CODE	<b>Softer, High-Density Seat Foam sofa</b>	48.00	<b>SF</b>			2/COM	2485	2522
OPTION	PRICE	CODE										
<b>Softer, High-Density Seat Foam sofa</b>	48.00	<b>SF</b>										
			3/COL	2717	2758	2799						
			4	2980	3025	3069						
			5	3703	3759	3814						
			L	5184	5262	5340						
<b>STEPS: Black Base: Modular</b>												
<b>7431BLK ONE-SEAT MODULE</b>  <ul style="list-style-type: none"> <li>Black Base</li> <li>Freestanding or connect to other units</li> <li>See features in series overview</li> </ul> FREIGHT CLASS: 175 CUBIC FT.: 15.0 SHIP WT.: 55	25"W x 28.5"D x 29.5"H	Standard Yardage: 2.5		1	658	668	678					
	<table border="1"> <thead> <tr> <th>OPTION</th> <th>PRICE</th> <th>CODE</th> </tr> </thead> <tbody> <tr> <td><b>Softer, High-Density Seat Foam for Chair</b></td> <td>16.00</td> <td><b>SF</b></td> </tr> </tbody> </table>	OPTION	PRICE	CODE	<b>Softer, High-Density Seat Foam for Chair</b>	16.00	<b>SF</b>			2/COM	706	717
OPTION	PRICE	CODE										
<b>Softer, High-Density Seat Foam for Chair</b>	16.00	<b>SF</b>										
			3/COL	751	762	774						
			4	804	816	828						
			5	947	961	975						
			L	1241	1260	1278						
<b>7432BLK TWO-SEAT MODULE</b>  <ul style="list-style-type: none"> <li>Black Base</li> <li>Freestanding or connect to other units</li> <li>See features in series overview</li> </ul> FREIGHT CLASS: 175 CUBIC FT.: 37.0 SHIP WT.: 102	50"W x 28.5"D x 29.5"H	Standard Yardage: 5		1	1140	1157	1174					
	<table border="1"> <thead> <tr> <th>OPTION</th> <th>PRICE</th> <th>CODE</th> </tr> </thead> <tbody> <tr> <td><b>Softer, High-Density Seat Foam Loveseat</b></td> <td>32.00</td> <td><b>SF</b></td> </tr> </tbody> </table>	OPTION	PRICE	CODE	<b>Softer, High-Density Seat Foam Loveseat</b>	32.00	<b>SF</b>			2/COM	1229	1247
OPTION	PRICE	CODE										
<b>Softer, High-Density Seat Foam Loveseat</b>	32.00	<b>SF</b>										
			3/COL	1315	1335	1354						
			4	1417	1438	1460						
			5	1694	1719	1745						
			L	2263	2297	2331						
<b>7433BLK THREE-SEAT MODULE</b>  <ul style="list-style-type: none"> <li>Black Base</li> <li>Freestanding or connect to other units</li> <li>See features in series overview</li> </ul> FREIGHT CLASS: 175 CUBIC FT.: 40.0 SHIP WT.: 140	74"W x 28.5"D x 29.5"H	Standard Yardage: 7.5		1	1674	1699	1724					
	<table border="1"> <thead> <tr> <th>OPTION</th> <th>PRICE</th> <th>CODE</th> </tr> </thead> <tbody> <tr> <td><b>Softer, High-Density Seat Foam sofa</b></td> <td>48.00</td> <td><b>SF</b></td> </tr> </tbody> </table>	OPTION	PRICE	CODE	<b>Softer, High-Density Seat Foam sofa</b>	48.00	<b>SF</b>			2/COM	1807	1834
OPTION	PRICE	CODE										
<b>Softer, High-Density Seat Foam sofa</b>	48.00	<b>SF</b>										
			3/COL	1938	1967	1996						
			4	2092	2123	2155						
			5	2507	2545	2582						
			L	3358	3408	3459						

ALL FOAM & FABRICS USED ARE CAL 117 APPROVED

**QS** indicates a Quick Ship item.

Quick Ship is not available on any item ordered with options.

**7434BLK 45° INVERTED-WEDGE MODULE**



- Black finish base
- 45° shape, outside facing
- Connect to other units to form curves in layout
- See features in series overview

FREIGHT CLASS: 175  
CUBIC FT.: 28.0  
SHIP WT.: 54

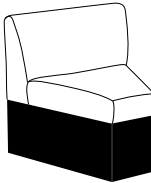
27.5"W x 25.75"D x 29.5"H Standard Yardage: 2.5

OPTION	PRICE	CODE
<b>Softer, High-Density Seat Foam for Chair</b>	16.00	<b>SF</b>

FABRIC GRADES	ZONE PRICING		
	1	2	3
1	672	682	692
2/COM	719	730	741
3/COL	765	776	788
4	819	831	844
5	965	979	994
L	1265	1284	1303

QS

**7435BLK 45° WEDGE SEAT MODULE**



- Black finish base
- 45° shape, inside facing
- Connect to other units to form curves in layout
- See features in series overview

FREIGHT CLASS: 175  
CUBIC FT.: 28.0  
SHIP WT.: 54

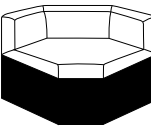
27.5"W x 25.75"D x 29.5"H Standard Yardage: 2.5

OPTION	PRICE	CODE
<b>Softer, High-Density Seat Foam for Chair</b>	16.00	<b>SF</b>

1	672	682	692
2/COM	719	730	741
3/COL	765	776	788
4	819	831	844
5	965	979	994
L	1265	1284	1303

QS

**7436BLK 90° CORNER SEAT MODULE**



- 90° application (corners)
- 6-sided shape
- Black finish base
- Freestanding or connect to other units
- See features in series overview

FREIGHT CLASS: 175  
CUBIC FT.: 37.0  
SHIP WT.: 82

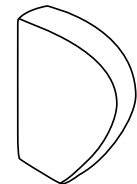
38"W x 38"D x 29.5"H Standard Yardage: 4.75

OPTION	PRICE	CODE
<b>Softer, High-Density Seat Foam Loveseat</b>	32.00	<b>SF</b>

1	1545	1568	1591
2/COM	1644	1669	1693
3/COL	1744	1770	1796
4	1857	1885	1913
5	2171	2204	2236
L	2815	2857	2899

QS

**7339L MODULAR LEFT ARM**



- Fully upholstered arm
- Connects to left side (facing) of any Steps Modular seat

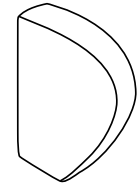
FREIGHT CLASS: 175  
CUBIC FT.: 6.0  
SHIP WT.: 17

4.5"W x 23.5"D x 27"H Standard Yardage: 4.1

1	201	204	207
2/COM	245	249	252
3/COL	286	290	295
4	336	341	346
5	467	474	481
L	742	753	764

QS

**7339R MODULAR RIGHT ARM**



- Fully upholstered arm
- Connects to right side (facing) of any Steps Modular seat

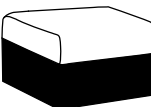
FREIGHT CLASS: 175  
CUBIC FT.: 6.0  
SHIP WT.: 17

4.5"W x 23.5"D x 27"H Standard Yardage: 4.1

1	201	204	207
2/COM	245	249	252
3/COL	286	290	295
4	336	341	346
5	467	474	481
L	742	753	764

QS

**7331BLK SQUARE BENCH MODULE**



- One-seat bench with black finish base
- Approachable from either side
- Freestanding or connect to other units
- See features in series overview

FREIGHT CLASS: 175  
CUBIC FT.: 15.0  
SHIP WT.: 48

24"W x 28.5"D x 19.5"H Standard Yardage: 2

OPTION	PRICE	CODE
<b>Softer, High-Density Seat Foam for Chair</b>	16.00	<b>SF</b>

1	581	590	598
2/COM	625	634	644
3/COL	672	682	692
4	722	733	744
5	863	876	889
L	1153	1170	1188

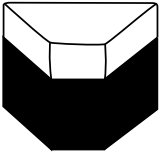
QS

ALL FOAM & FABRICS USED ARE CAL 117 APPROVED

QS indicates a Quickship item

Quick Ship is not available on any item ordered with options.

**7335BLK 45° WEDGE BENCH MODULE**



- 45° shape
- Black finish base
- Connect to other units to form curves in layout
- See features in series overview

FREIGHT CLASS: 175  
CUBIC FT.: 15.0  
SHIP WT.: 45

27.5"W x 25.75"D x 19.5"H Standard Yardage: 2

OPTION	PRICE	CODE
<b>Softer, High-Density Seat Foam for Chair</b>	16.00	<b>SF</b>

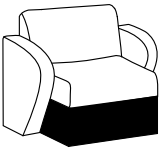
ZONE PRICING

FABRIC GRADES	1	2	3
1	570	579	587
2/COM	615	624	633
3/COL	658	668	678
4	709	720	730
5	847	860	872
L	1131	1148	1165

QS

**STEPS: Black Base: Assembled**

**7441BLK LOUNGE CHAIR**



- Upholstered seat/back/arms
- Black finish base
- Ships fully assembled
- Can be reconfigured
- See features in series overview

FREIGHT CLASS: 175  
CUBIC FT.: 29.0  
SHIP WT.: 84


34"W x 28.5"D x 29.5"H Standard Yardage: 4

OPTION	PRICE	CODE
<b>Softer, High-Density Seat Foam for Chair</b>	16.00	<b>SF</b>

1	968	983	997
2/COM	1052	1068	1084
3/COL	1135	1152	1169
4	1232	1250	1269
5	1496	1518	1541
L	2033	2063	2094

QS

**7442BLK LOVESEAT**



- Upholstered seat/back/arms
- Black finish base
- Ships fully assembled
- Can be reconfigured
- See features in series overview

FREIGHT CLASS: 175  
CUBIC FT.: 40.0  
SHIP WT.: 127

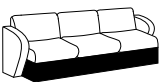
59"W x 28.5"D x 29.5"H Standard Yardage: 6.25

OPTION	PRICE	CODE
<b>Softer, High-Density Seat Foam Loveseat</b>	32.00	<b>SF</b>

1	1393	1414	1435
2/COM	1518	1541	1564
3/COL	1644	1669	1693
4	1787	1814	1841
5	2183	2216	2248
L	2988	3033	3078

QS

**7443BLK SOFA**



- Upholstered seat/back/arms
- Black finish base
- Ships fully assembled
- Can be reconfigured
- See features in series overview

FREIGHT CLASS: 175  
CUBIC FT.: 53.0  
SHIP WT.: 160

83"W x 28.5"D x 29.5"H Standard Yardage: 8.5

OPTION	PRICE	CODE
<b>Softer, High-Density Seat Foam sofa</b>	48.00	<b>SF</b>

1	1927	1956	1985
2/COM	2098	2129	2161
3/COL	2269	2303	2337
4	2464	2501	2538
5	2998	3043	3088
L	4096	4157	4219

QS

**STEPS: Black Base: Tables**

**7420BLK COFFEE TABLE**



- Freestanding, multi-use table
- Full-to-floor black texture finish
- Matches Steps-Black Bases


FREIGHT CLASS: 150  
CUBIC FT.: 16.0  
SHIP WT.: 75

52"W x 20"D x 14"H Standard Yardage: n/a

n/a	657	667	677
-----	-----	-----	-----

QS

**7423BLK END TABLE**



- Freestanding, multi-use table
- Full-to-floor black texture finish
- Matches Steps-Black Bases

FREIGHT CLASS: 150  
CUBIC FT.: 10.0  
SHIP WT.: 50

25"W x 25"D x 14"H Standard Yardage: n/a

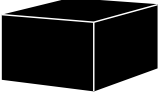

n/a	537	545	553
-----	-----	-----	-----

QS

ALL FOAM & FABRICS USED ARE CAL 117 APPROVED

QS indicates a Quick Ship item.

Quick Ship is not available on any item ordered with options.

				ZONE PRICING			
				FABRIC GRADES	1	2	3
<b>7424BLK CONNECTING TABLE</b>  <ul style="list-style-type: none"> <li>• Connecting or freestanding table</li> <li>• Full-to-floor black texture finish</li> <li>• Matches Steps-Black Bases</li> </ul> FREIGHT CLASS: 150 CUBIC FT.: 6.0 SHIP WT.: 36	18"W x 25"D x 11.5"H	Standard Yardage: n/a	n/a	477	484	491	
				QS			
<b>7425BLK WEDGE TABLE</b>  <ul style="list-style-type: none"> <li>• 45° shape table</li> <li>• Connect to other units to form curves in layout</li> <li>• Full-to-floor black texture finish</li> <li>• Matches Steps-Black Bases</li> </ul> FREIGHT CLASS: 125 CUBIC FT.: 6.0 SHIP WT.: 37	8"W front x 27"W back"W x 25"D x 11.5"H	Standard Yardage: n/a	n/a	537	545	553	
				QS			



FINISH SELECTION

ASPEN **AP** | HONEY CHERRY **HCY** | ROUGE MAHOGANY **RM** | MAHOGANY **MAH** | NATURAL OAK **NOK** | MEDIUM OAK **OAK** | PEARWOOD **PW** | WALNUT **WAL** | WINDSOR CHERRY **WC** | CLASSIC CHERRY **CCY** | ESPRESSO **ESP** | BLACK **BLK** |

**Strength and Support**

The **7500 Lounge Series**, with oak frame, provides classic durability. Sled base design on all seating, tables and benches. Exposed wood frames are available in the finishes listed above on oak wood.

This collection is perfect for high-traffic areas and includes chairs, sofas, benches and occasional tables.

**7500 Design Details**

- *Hardwood arms and legs*
- *Replaceable seat and back unit will increase product life*
- *Extra-thick foam cushions add comfort*
- *Coordinating occasional tables*

**Additional Information**

- *1000's of upholstery selections available to fit the decor of any reception area.*



**7500 Configuration**

		ZONE PRICING				
		1	2	3		
<p><b>7501 SLED BASE CHAIR</b></p> <ul style="list-style-type: none"> <li>• Oak frame in a sled base design</li> <li>• See features in series overview above</li> </ul> <p>FREIGHT CLASS: 175 CUBIC FT.: 16.0 SHIP WT.: 52</p> <p><b>QS</b></p>	29"W x 29"D x 29"H	Standard Yardage: 2.5				
	<b>OPTION</b>	<b>PRICE</b>	<b>CODE</b>			
	<b>Softer, High-Density Seat Foam for Chair</b>	16.00	<b>SF</b>			
			<b>1</b>	<b>1044</b>	<b>1060</b>	<b>1075</b>
			<b>2/COM</b>	<b>1113</b>	<b>1130</b>	<b>1146</b>
			<b>3/COL</b>	<b>1176</b>	<b>1194</b>	<b>1211</b>
			<b>4</b>	<b>1272</b>	<b>1291</b>	<b>1310</b>
		<b>5</b>	<b>1479</b>	<b>1501</b>	<b>1523</b>	
		<b>L</b>	<b>1873</b>	<b>1901</b>	<b>1929</b>	
<p><b>7502 SLED BASE LOVESEAT</b></p> <ul style="list-style-type: none"> <li>• Oak frame in a sled base design</li> <li>• See features in series overview above</li> </ul> <p>FREIGHT CLASS: 175 CUBIC FT.: 41.0 SHIP WT.: 98</p> <p><b>QS</b></p>	54"W x 29"D x 29"H	Standard Yardage: 5				
	<b>OPTION</b>	<b>PRICE</b>	<b>CODE</b>			
	<b>Softer, High-Density Seat Foam Loveseat</b>	32.00	<b>SF</b>			
			<b>1</b>	<b>1640</b>	<b>1665</b>	<b>1689</b>
			<b>2/COM</b>	<b>1776</b>	<b>1803</b>	<b>1829</b>
			<b>3/COL</b>	<b>1897</b>	<b>1925</b>	<b>1954</b>
			<b>4</b>	<b>2085</b>	<b>2116</b>	<b>2148</b>
		<b>5</b>	<b>2509</b>	<b>2547</b>	<b>2584</b>	
		<b>L</b>	<b>3295</b>	<b>3344</b>	<b>3394</b>	
<p><b>7503 SLED BASE SOFA</b></p> <ul style="list-style-type: none"> <li>• Oak frame in a sled base design</li> <li>• See features in series overview above</li> </ul> <p>FREIGHT CLASS: 175 CUBIC FT.: 53.0 SHIP WT.: 127</p> <p><b>QS</b></p>	79"W x 29"D x 29"H	Standard Yardage: 7.5				
	<b>OPTION</b>	<b>PRICE</b>	<b>CODE</b>			
	<b>Softer, High-Density Seat Foam sofa</b>	48.00	<b>SF</b>			
			<b>1</b>	<b>2152</b>	<b>2184</b>	<b>2217</b>
			<b>2/COM</b>	<b>2355</b>	<b>2390</b>	<b>2426</b>
			<b>3/COL</b>	<b>2536</b>	<b>2574</b>	<b>2612</b>
			<b>4</b>	<b>2833</b>	<b>2875</b>	<b>2918</b>
		<b>5</b>	<b>3468</b>	<b>3520</b>	<b>3572</b>	
		<b>L</b>	<b>4626</b>	<b>4695</b>	<b>4765</b>	

ALL FOAM & FABRICS USED ARE CAL 117 APPROVED


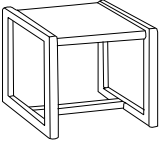
**QS** indicates a Quick Ship item.

Quick Ship is not available on any item ordered with options.

# 7500 SERIES SIN 711-17

FINISH SELECTION  
 ASPEN **AP** | HONEY CHERRY **HCY** | ROUGE MAHOGANY **RM** | MAHOGANY **MAH** | NATURAL OAK **NOK** | MEDIUM OAK **OAK** |  
 PEARWOOD **PW** | WALNUT **WAL** | WINDSOR CHERRY **WC** | CLASSIC CHERRY **CCY** | ESPRESSO **ESP** | BLACK **BLK** |

CONTEMPORARY

			ZONE PRICING			
			FABRIC GRADES	1	2	3
<b>7520 COCKTAIL TABLE</b>  <ul style="list-style-type: none"> <li>• Hardwood veneer top</li> <li>• All finishes on oak frame</li> </ul> FREIGHT CLASS: 150 CUBIC FT.: 16.0 SHIP WT.: 67	52"W x 24"D x 16"H	Standard Yardage: n/a	n/a	1059	1075	1091
<b>7523 END TABLE</b>  <ul style="list-style-type: none"> <li>• Hardwood veneer top</li> <li>• All finishes on oak frame</li> </ul> FREIGHT CLASS: 150 CUBIC FT.: 9.0 SHIP WT.: 45	22.5"W x 27"D x 19.5"H	Standard Yardage: n/a	n/a	737	748	759

**Ready to Go the Distance**


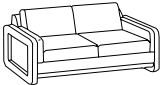

The **7900 Lounge Series** will go the distance with a strong oak frame, durable construction and hardwood arms. Loose seat and back cushions with zipper access for easy cleaning. This collection is perfect for high-traffic areas and includes chairs, sofas, benches and occasional tables.

**7900 Details**

- *Hardwood arms with upholstered inset*
- *Loose seat and back cushions make cleaning simple*
- *Zipper access cushions*
- *Coordinating occasional tables*



**7900 Configuration**

				ZONE PRICING				
				1	2	3		
 <p><b>7901 SLED BASE CHAIR</b></p> <ul style="list-style-type: none"> <li>• Sled base design with upholstered arm inserts</li> <li>• All finishes on oak frame</li> <li>• Other features in series overview</li> </ul> <p>FREIGHT CLASS: 175 CUBIC FT.: 24.0 SHIP WT.: 85</p>	<p>35"W x 33"D x 27"H</p> <p>Standard Yardage: 7</p>	OPTION	PRICE	CODE	1	1710	1736	1761
		Softer, High-Density Seat Foam for Chair	16.00	SE	2/COM	1909	1938	1966
					3/COL	2078	2109	2140
					4	2340	2375	2410
					5	2932	2976	3020
					L	4035	4096	4156
 <p><b>7902 SLED BASE LOVESEAT</b></p> <ul style="list-style-type: none"> <li>• Sled base design with upholstered arm inserts</li> <li>• All finishes on oak frame</li> <li>• Other features in series overview</li> </ul> <p>FREIGHT CLASS: 175 CUBIC FT.: 41.0 SHIP WT.: 123</p>	<p>59"W x 33"D x 27"H</p> <p>Standard Yardage: 9.25</p>	OPTION	PRICE	CODE	1	2411	2447	2483
		Softer, High-Density Seat Foam Loveseat	32.00	SE	2/COM	2676	2716	2756
					3/COL	2902	2946	2989
					4	3251	3300	3349
					5	4041	4102	4162
					L	5481	5563	5645
 <p><b>7903 SLED BASE SOFA</b></p> <ul style="list-style-type: none"> <li>• Sled base design with upholstered arm inserts</li> <li>• All finishes on oak frame</li> <li>• Other features in series overview</li> </ul> <p>FREIGHT CLASS: 175 CUBIC FT.: 53.0 SHIP WT.: 162</p>	<p>83"W x 33"D x 27"H</p> <p>Standard Yardage: 12.5</p>	OPTION	PRICE	CODE	1	3069	3115	3161
		Softer, High-Density Seat Foam sofa	48.00	SE	2/COM	3411	3462	3513
					3/COL	3717	3773	3829
					4	4186	4249	4312
					5	5250	5329	5408
					L	7192	7300	7408

ALL FOAM & FABRICS USED ARE CAL 117 APPROVED


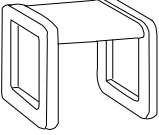
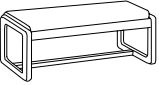

**QS** indicates a Quick Ship item. Quick Ship is not available on any item ordered with options.

# 7900 SERIES SIN 711-17

## FINISH SELECTION

ASPEN **AP** | BLACK **BLK** | HONEY CHERRY **HCY** | ROUGE MAHOGANY **RM** | MAHOGANY **MAH** | NATURAL OAK **NOK** |  
MEDIUM OAK **OAK** | PEARWOOD **PW** | WALNUT **WAL** | WINDSOR CHERRY **WC** | CLASSIC CHERRY **CCY** | ESPRESSO **ESP** |

CONTEMPORARY

				ZONE PRICING				
		FABRIC GRADES		1	2	3		
<b>7920 COCKTAIL TABLE</b>	52"W x 24"D x 16"H	Standard Yardage: n/a		n/a	1106	1123	1139	
<ul style="list-style-type: none"> <li>• Hardwood veneer top</li> <li>• All finishes on oak frame</li> </ul>								
	FREIGHT CLASS: 150 CUBIC FT.: 16.0 SHIP WT.: 65							
<b>QS</b>								
<b>7923 END TABLE</b>	22"W x 27"D x 19"H	Standard Yardage: n/a		n/a	890	903	917	
<ul style="list-style-type: none"> <li>• Hardwood veneer top</li> <li>• All finishes on oak frame</li> </ul>								
	FREIGHT CLASS: 150 CUBIC FT.: 9.0 SHIP WT.: 40							
<b>QS</b>								
<b>7948 RECEPTION BENCH</b>	48"W x 16"D x 17"H	Standard Yardage: 2		1	1099	1115	1132	
<ul style="list-style-type: none"> <li>• Upholstered seat with a sled base design</li> <li>• All finishes on oak frame</li> </ul>								
	FREIGHT CLASS: 150 CUBIC FT.: 10.0 SHIP WT.: 43							
<b>QS</b>								
		<b>OPTION</b>	<b>PRICE</b>	<b>CODE</b>				
		<b>Softer, High-Density Seat</b>	32.00	<b>SF</b>	<b>2/COM</b>	<b>1159</b>	<b>1176</b>	<b>1194</b>
		<b>Foam Loveseat</b>			<b>3/COL</b>	<b>1204</b>	<b>1222</b>	<b>1240</b>
					<b>4</b>	<b>1283</b>	<b>1302</b>	<b>1321</b>
					<b>5</b>	<b>1450</b>	<b>1472</b>	<b>1494</b>
					<b>L</b>	<b>1761</b>	<b>1787</b>	<b>1814</b>
<b>7972 RECEPTION BENCH</b>	72"W x 16"D x 17"H	Standard Yardage: 3		1	1271	1290	1309	
<ul style="list-style-type: none"> <li>• Upholstered seat with a sled base design</li> <li>• All finishes on oak frame</li> </ul>								
	FREIGHT CLASS: 150 CUBIC FT.: 14.0 SHIP WT.: 45							
<b>QS</b>								
		<b>OPTION</b>	<b>PRICE</b>	<b>CODE</b>				
		<b>Softer, High-Density Seat</b>	48.00	<b>SF</b>	<b>2/COM</b>	<b>1358</b>	<b>1378</b>	<b>1399</b>
		<b>Foam sofa</b>			<b>3/COL</b>	<b>1431</b>	<b>1452</b>	<b>1474</b>
					<b>4</b>	<b>1542</b>	<b>1565</b>	<b>1588</b>
					<b>5</b>	<b>1803</b>	<b>1830</b>	<b>1857</b>
					<b>L</b>	<b>2265</b>	<b>2299</b>	<b>2333</b>

ALL FOAM & FABRICS USED ARE CAL 117 APPROVED

**QS** indicates a Quickship item

Quick Ship is not available on any item ordered with options.

**Synthesis of High Comfort + Elegant Design**

**HiLeg Conference** is the synthesis of high-comfort reception/lounge seating and wood leg chair designs. Fully upholstered seats, backs and arms feature scale and materials for generous comfort. Choose from four distinct designs. All rest on a solid hardwood leg base available in any finish, standard or custom.

**Hileg Conference Details**

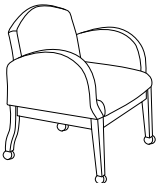
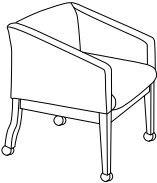
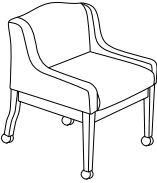
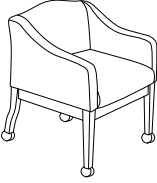
- 4 distinct choices of back and arm profiles
- Solid hardwood base and legs
- Fully upholstered seat and back
- All chairs feature Black dual-wheel carpet casters. Other caster options available.



**8504 Chair**  
Radius back and arm profile

STANDARD ORDER: SPECIFICATION DETAIL

<b>8504</b>	<b>WC</b>	<b>808</b>
Base Model	Finish Selection	Fabric

8504 CONFERENCE CHAIR	25"W x 25"D x 31.5"H	Standard Yardage: 3.75	ZONE PRICING				
			FABRIC GRADES	1	2	3	
 <ul style="list-style-type: none"> <li>• Radius back/arms</li> <li>• Casters for mobility</li> <li>• See features in series overview above</li> </ul> <p>FREIGHT CLASS: 250 CUBIC FT.: 19.0 SHIP WT.: 47</p>	OPTION	PRICE	CODE	1	1245	1264	1282
	Softer, High-Density Seat Foam for Chair	16.00	SF	2/COM	1306	1326	1345
	CASTER	PRICE	CODE	3/COL	1368	1389	1409
	Self-Locking Casters	85.00	S	4	1470	1492	1514
	Braking Casters	30.00	B	5	1695	1720	1746
	Hard-Floor Casters	19.00	H	L	2082	2113	2144
	Glides	NC	GL				
8604 CONFERENCE CHAIR	25"W x 25"D x 31"H	Standard Yardage: 3.75	ZONE PRICING				
 <ul style="list-style-type: none"> <li>• Slant arm design with straight back</li> <li>• Casters for mobility</li> <li>• See features in series overview above</li> </ul> <p>FREIGHT CLASS: 250 CUBIC FT.: 19.0 SHIP WT.: 48</p>	OPTION	PRICE	CODE	1	1125	1142	1159
	Softer, High-Density Seat Foam for Chair	16.00	SF	2/COM	1186	1204	1222
	CASTER	PRICE	CODE	3/COL	1247	1266	1284
	Self-Locking Casters	85.00	S	4	1348	1368	1388
	Braking Casters	30.00	B	5	1574	1598	1621
	Hard-Floor Casters	19.00	H	L	1961	1990	2020
	Glides	NC	GL				
8704 CONFERENCE CHAIR	25"W x 25"D x 31.5"H	Standard Yardage: 3.75	ZONE PRICING				
 <ul style="list-style-type: none"> <li>• Low arm design with camel back</li> <li>• Casters for mobility</li> <li>• See features in series overview above</li> </ul> <p>FREIGHT CLASS: 250 CUBIC FT.: 19.0 SHIP WT.: 44</p>	OPTION	PRICE	CODE	1	1125	1142	1159
	Softer, High-Density Seat Foam for Chair	16.00	SF	2/COM	1186	1204	1222
	CASTER	PRICE	CODE	3/COL	1247	1266	1284
	Self-Locking Casters	85.00	S	4	1348	1368	1388
	Braking Casters	30.00	B	5	1574	1598	1621
	Hard-Floor Casters	19.00	H	L	1961	1990	2020
	Glides	NC	GL				
8804 CONFERENCE CHAIR	25"W x 25"D x 31.5"H	Standard Yardage: 3.75	ZONE PRICING				
 <ul style="list-style-type: none"> <li>• Sloped arm design with camel back</li> <li>• Casters for mobility</li> <li>• See features in series overview above</li> </ul> <p>FREIGHT CLASS: 250 CUBIC FT.: 19.0 SHIP WT.: 49</p>	OPTION	PRICE	CODE	1	1245	1264	1282
	Softer, High-Density Seat Foam for Chair	16.00	SF	2/COM	1306	1326	1345
	CASTER	PRICE	CODE	3/COL	1368	1389	1409
	Self-Locking Casters	85.00	S	4	1470	1492	1514
	Braking Casters	30.00	B	5	1695	1720	1746
	Hard-Floor Casters	19.00	H	L	2082	2113	2144
	Glides	NC	GL				

ALL FOAM & FABRICS USED ARE CAL 117 APPROVED

**QS** indicates a Quick Ship item. Quick Ship is not available on any item ordered with options.

## Synthesis of High Comfort + Elegant Design

**HiLeg** is the synthesis of high-comfort reception/lounge seating and wood-leg chair designs. Fully upholstered seats, backs and arms feature scale and materials for generous comfort. Choose from four distinct designs. All rest on a solid hardwood leg base available in any finish, standard or custom.



HiLeg Collection

## HiLeg Conference Details

- *Executive lounge*
- *4 distinct choices of back and arm profiles*
- *Solid hardwood base and legs*
- *Fully upholstered seat and back*

### STANDARD ORDER: SPECIFICATION DETAIL

**8501**   **WC**   **808**

Base Model      Finish Selection      Fabric



8501 Radius arm/back

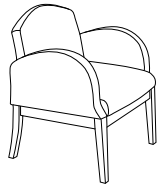


8601 Slant arm Straight back



8701 Low arm

### 8501 CHAIR



- Radius back/arms
  - See features in series overview
- FREIGHT CLASS: 250  
 CUBIC FT.: 19.0  
 SHIP WT.: 47

QS

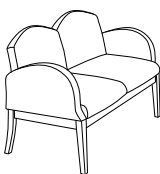
25"W x 25"D x 31.5"H

Standard Yardage: 3.75

OPTION	PRICE	CODE
Softer, High-Density Seat Foam for Chair	16.00	SF

FABRIC GRADES	ZONE PRICING		
	1	2	3
1	1176	1194	1211
2/COM	1238	1257	1275
3/COL	1300	1320	1339
4	1401	1422	1443
5	1626	1650	1675
L	2014	2044	2074

### 8502 TWO-SEAT SETTEE



- Radius back/arms
  - See features in series overview above
- FREIGHT CLASS: 175  
 CUBIC FT.: 37.0  
 SHIP WT.: 59

QS

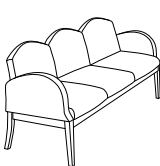
44"W x 25"D x 31.5"H

Standard Yardage: 7.5

OPTION	PRICE	CODE
Softer, High-Density Seat Foam Loveseat	32.00	SF

1	1478	1500	1522
2/COM	1601	1625	1649
3/COL	1724	1750	1776
4	1928	1957	1986
5	2378	2414	2449
L	3153	3200	3248

### 8503 THREE-SEAT SOFA



- Radius back/arms
  - See features in series overview above
- FREIGHT CLASS: 175  
 CUBIC FT.: 55.0  
 SHIP WT.: 82

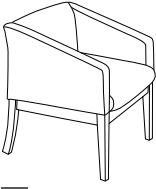
QS


63"W x 25"D x 31.5"H


Standard Yardage:

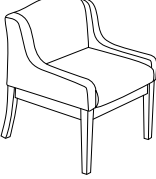
OPTION	PRICE	CODE
Softer, High-Density Seat Foam sofa	48.00	SF

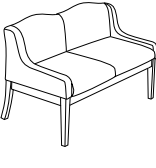
1	1869	1897	1925
2/COM	2053	2084	2115
3/COL	2238	2272	2305
4	2544	2582	2620
5	3221	3269	3318
L	4382	4448	4513

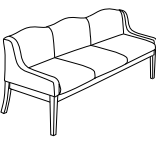
	FABRIC GRADES	ZONE PRICING		
		1	2	3
<b>8601 CHAIR</b>				
				
<ul style="list-style-type: none"> <li>• Slant arm design with straight back</li> <li>• See features in series overview above</li> </ul> FREIGHT CLASS: 250 CUBIC FT.: 19.0 SHIP WT.: 48	44"W x 25"D x 31"H	Standard Yardage: 3.75		
	OPTION	PRICE	CODE	
	Softer, High-Density Seat	16.00	SF	
	Foam for Chair			
	1	1056	1072	1088
	2/COM	1117	1134	1151
	3/COL	1178	1196	1213
	4	1281	1300	1319
	5	1506	1529	1551
	L	1893	1921	1950

<b>8602 TWO-SEAT SETTEE</b>				
				
<ul style="list-style-type: none"> <li>• Slant arm design with straight back</li> <li>• See features in series overview above</li> </ul> FREIGHT CLASS: 175 CUBIC FT.: 37.0 SHIP WT.: 60	44"W x 25"D x 31"H	Standard Yardage: 7.5		
	OPTION	PRICE	CODE	
	Softer, High-Density Seat	32.00	SF	
	Foam Loveseat			
	1	1320	1340	1360
	2/COM	1444	1466	1487
	3/COL	1567	1591	1614
	4	1771	1798	1824
	5	2222	2255	2289
	L	2995	3040	3085

<b>8603 THREE-SEAT SOFA</b>				
				
<ul style="list-style-type: none"> <li>• Slant arm design with straight back</li> <li>• See features in series overview above</li> </ul> FREIGHT CLASS: 175 CUBIC FT.: 55.0 SHIP WT.: 84	63"W x 25"D x 31"H	Standard Yardage: 11.25		
	OPTION	PRICE	CODE	
	Softer, High-Density Seat	48.00	SF	
	Foam sofa			
	1	1658	1683	1708
	2/COM	1843	1871	1898
	3/COL	2027	2057	2088
	4	2333	2368	2403
	5	3011	3056	3101
	L	4172	4235	4297

<b>8701 CHAIR</b>				
				
<ul style="list-style-type: none"> <li>• Low arm design with camel back</li> <li>• See features in series overview above</li> </ul> FREIGHT CLASS: 250 CUBIC FT.: 19.0 SHIP WT.: 44	25"W x 25"D x 31.5"H	Standard Yardage: 3.75		
	OPTION	PRICE	CODE	
	Softer, High-Density Seat	16.00	SF	
	Foam for Chair			
	1	1056	1072	1088
	2/COM	1117	1134	1151
	3/COL	1178	1196	1213
	4	1281	1300	1319
	5	1506	1529	1551
	L	1893	1921	1950

<b>8702 TWO-SEAT SETTEE</b>				
				
<ul style="list-style-type: none"> <li>• Low arm design with camel backs</li> <li>• See features in series overview above</li> </ul> FREIGHT CLASS: 175 CUBIC FT.: 50.0 SHIP WT.: 50	25"W x 25"D x 31.5"H	Standard Yardage: 7.5		
	OPTION	PRICE	CODE	
	Softer, High-Density Seat	32.00	SF	
	Foam Loveseat			
	1	1320	1340	1360
	2/COM	1444	1466	1487
	3/COL	1567	1591	1614
	4	1771	1798	1824
	5	2222	2255	2289
	L	2995	3040	3085

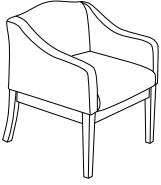
<b>8703 THREE-SEAT SOFA</b>				
				
<ul style="list-style-type: none"> <li>• Low arm design with camel backs</li> <li>• See features in series overview above</li> </ul> FREIGHT CLASS: 175 CUBIC FT.: 54.0 SHIP WT.: 84	63"W x 25"D x 31.5"H	Standard Yardage: 11.25		
	OPTION	PRICE	CODE	
	Softer, High-Density Seat	48.00	SF	
	Foam sofa			
	1	1658	1683	1708
	2/COM	1843	1871	1898
	3/COL	2027	2057	2088
	4	2333	2368	2403
	5	3011	3056	3101
	L	4172	4235	4297

ALL FOAM & FABRICS USED ARE CAL 117 APPROVED

**QS** indicates a Quick Ship item.

Quick Ship is not available on any item ordered with options.

## 8801 CHAIR



- Sloped arm design with camel back
- See features in series overview above

FREIGHT CLASS: 250  
 CUBIC FT.: 19.0  
 SHIP WT.: 49



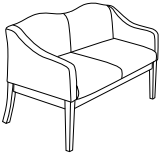
25"W x 25"D x 31.5"H

Standard Yardage: 3.75

OPTION	PRICE	CODE
<b>Softer, High-Density Seat Foam for Chair</b>	16.00	<b>SF</b>

FABRIC GRADES	ZONE PRICING		
	1	2	3
1	1176	1194	1211
2/COM	1238	1257	1275
3/COL	1300	1320	1339
4	1401	1422	1443
5	1626	1650	1675
L	2014	2044	2074

## 8802 TWO-SEAT SETTEE



- Sloped arm design with camel backs
- See features in series overview above

FREIGHT CLASS: 175  
 CUBIC FT.: 37.0  
 SHIP WT.: 59



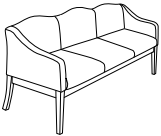
44"W x 25"D x 31.5"H

Standard Yardage: 7.5

OPTION	PRICE	CODE
<b>Softer, High-Density Seat Foam Loveseat</b>	32.00	<b>SF</b>

1	1478	1500	1522
2/COM	1601	1625	1649
3/COL	1724	1750	1776
4	1928	1957	1986
5	2378	2414	2449
L	3153	3200	3248

## 8803 THREE-SEAT SOFA



- Sloped arm design with camel backs
- See features in series overview above

FREIGHT CLASS: 175  
 CUBIC FT.: 54.0  
 SHIP WT.: 82



63"W x 25"D x 31.5"H

Standard Yardage:  
11.25

OPTION	PRICE	CODE
<b>Softer, High-Density Seat Foam sofa</b>	48.00	<b>SF</b>

1	1869	1897	1925
2/COM	2053	2084	2115
3/COL	2238	2272	2305
4	2544	2582	2620
5	3221	3269	3318
L	4382	4448	4513



**Luxurious Comfort, Curved Wood Accent**

**9100 Lounge Seating** provides luxurious comfort with a unique, compound-curved wood accent. Flare arm design, contoured lumbar support and generous scale create comfortable proportion and relaxed seating. Seat cushions feature extra-thick, multi-density foam for support and are removable for easy cleaning..


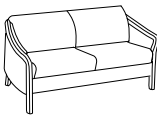
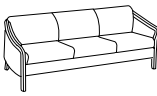
**9100 Series Features**

- *Flare arm design with wood accent*
- *Extra-thick, multi-density foam*
- *Generous scale*
- *Coordinating occasional tables feature veneer tops and the natural beauty of wood*



**9138 Chair**



		ZONE PRICING					
		1	2	3			
<b>9131 LOUNGE CHAIR</b>  <ul style="list-style-type: none"> <li>• Flared arms with curved hardwood accents</li> <li>• Loose seat cushions</li> <li>• See features in series overview</li> </ul> FREIGHT CLASS: 175 CUBIC FT.: 24.0 SHIP WT.: 79 QS	35"W x 35"D x 29"H	Standard Yardage: 6	1	1676	1701	1726	
	OPTION	PRICE	CODE				
	<b>Softer, High-Density Seat Foam for Chair</b>	16.00	SF	2/COM	1843	1871	1898
				3/COL	1990	2020	2050
				4	2217	2250	2284
				5	2728	2769	2810
				L	3664	3719	3774
<b>9132 LOVESEAT</b>  <ul style="list-style-type: none"> <li>• Flared arms with curved hardwood accents</li> <li>• Loose seat cushions</li> <li>• See features in series overview</li> </ul> FREIGHT CLASS: 175 CUBIC FT.: 41.0 SHIP WT.: 100 QS	59"W x 35"D x 30"H	Standard Yardage: 8.5	1	2359	2394	2430	
	OPTION	PRICE	CODE				
	<b>Softer, High-Density Seat Foam Loveseat</b>	32.00	SF	2/COM	2606	2645	2684
				3/COL	2801	2843	2885
				4	3122	3169	3216
				5	3849	3907	3964
				L	5172	5250	5327
<b>9133 SOFA</b>  <ul style="list-style-type: none"> <li>• Flared arms with curved hardwood accents</li> <li>• Loose seat cushions</li> <li>• See features in series overview</li> </ul> FREIGHT CLASS: 175 CUBIC FT.: 56.0 SHIP WT.: 138 QS	83"W x 35"D x 30"H	Standard Yardage: 10.5	1	2956	3000	3045	
	OPTION	PRICE	CODE				
	<b>Softer, High-Density Seat Foam sofa</b>	48.00	SF	2/COM	3245	3294	3342
				3/COL	3503	3556	3608
				4	3903	3962	4020
				5	4782	4854	4925
				L	6417	6513	6610


# 9100 SERIES SIN 711-17

## FINISH SELECTION

ASPEN **AP** | BLACK **BLK** | HONEY CHERRY **HCY** | ROUGE MAHOGANY **RM** | MAHOGANY **MAH** | MOAB **MOB** | PEARWOOD **PW** | WALNUT **WAL** | WINDSOR CHERRY **WC** | CLASSIC CHERRY **CCY** | ESPRESSO **ESP** |

CONTEMPORARY

### 9138 CHAIR



- Curved hardwood arms
- Upholstered arm inserts
- See features in series overview

FREIGHT CLASS: 175  
CUBIC FT.: 15.0  
SHIP WT.: 38

25"W x 27"D x 32.5"H

Standard Yardage: 3.25

OPTION	PRICE	CODE
Softer, High-Density Seat Foam for Chair	16.00	SF

FABRIC GRADES	ZONE PRICING		
	1	2	3
1	992	1007	1022
2/COM	1084	1100	1117
3/COL	1161	1178	1196
4	1285	1304	1324
5	1566	1589	1613
L	2068	2099	2130

QS

### 9120 COCKTAIL TABLE



- Wood veneer top
- Solid hardwood legs
- Ships assembled

FREIGHT CLASS: 150  
CUBIC FT.: 16.0  
SHIP WT.: 65

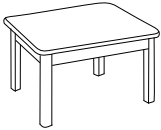
54"W x 24"D x 16.5"H

Standard Yardage: n/a

N/A	977	992	1006
-----	-----	-----	------

QS

### 9123 END TABLE



- Wood veneer top
- Solid hardwood legs
- Ships assembled

FREIGHT CLASS: 150  
CUBIC FT.: 9.0  
SHIP WT.: 40

24"W x 28"D x 20.25"H

Standard Yardage: n/a

N/A	701	712	722
-----	-----	-----	-----

QS

**Public Seating: Elegant Style**

Plaza features a simple, modern style fully upholstered for elegant appearance.

Generous armrests and usable seat area ensure comfort. .



**9601 Club Chair**  
with optional arm cap

**Plaza Features**


- *Standard 7.5" floor clearance simplifies cleaning*
- *Removable seat/back cushions allow quick cleanup*
- *Replacement cushions can be ordered for updating furniture appearance*
- *Reinforced black resin feet keep fabric from contacting floor*

**Options Available**

- *Optional wood armcaps available*
- *Two color upholstery combinations available*



**9601 CLUB CHAIR, FULLY UPHOLSTERED**



- Black 3/4"H cylindrical feet
  - See features in series overview above
- FREIGHT CLASS: 175  
CUBIC FT.: 24.0  
SHIP WT.: 71



31.5"W x 31.5"D x 30"

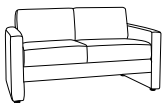
Standard Yardage: 6

OPTION	PRICE	CODE
<b>Softer, High-Density Seat Foam for Chair</b>	16.00	<b>SF</b>

**ZONE PRICING**

FABRIC GRADES	1	2	3
1	1051	1067	1083
2/COM	1163	1180	1198
3/COL	1275	1294	1313
4	1464	1486	1508
5	1878	1906	1934
L	2727	2768	2809

**9602 LOVESEAT, FULLY UPHOLSTERED**



- Black 3/4"H cylindrical feet
  - See features in series overview above
- FREIGHT CLASS: 175  
CUBIC FT.: 41.0  
SHIP WT.: 99



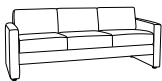
54"W x 31.5"D x 30"H

St. Yardage: 8.75

OPTION	PRICE	CODE
<b>Softer, High-Density Seat Foam Loveseat</b>	32.00	<b>SF</b>

1	1335	1355	1375
2/COM	1534	1557	1580
3/COL	1735	1761	1787
4	2067	2098	2129
5	2800	2842	2884
L	4297	4361	4426

**9603 SOFA, FULLY UPHOLSTERED**



- Black 3/4"H cylindrical feet
  - See features in series overview above
- FREIGHT CLASS: 175  
CUBIC FT.: 55.0  
SHIP WT.: 125



76.5"W x 31.5"D x 30"H

St. Yardage: 12.5

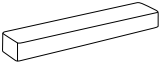
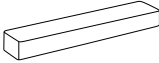

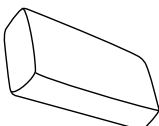
OPTION	PRICE	CODE
<b>Softer, High-Density Seat Foam sofa</b>	48.00	<b>SF</b>

1	1565	1588	1612
2/COM	1843	1871	1898
3/COL	2123	2155	2187
4	2589	2628	2667
5	3615	3669	3723
L	5712	5798	5883

ALL FOAM & FABRICS USED ARE CAL 117 APPROVED

**QS** indicates a Quick Ship item.

Quick Ship is not available on any item ordered with options.

		FABRIC GRADES		ZONE PRICING							
			1	2	3						
 <p><b>ACW_ARM CAPS, WOOD FINISH</b></p> <ul style="list-style-type: none"> <li>For 9601, 9602 or 9603</li> <li>Set of 2 pre-installed wood finish arm caps</li> <li>Specify finish indicator at end of model number</li> </ul> <p>FREIGHT CLASS: CUBIC FT.: SHIP WT.: 2</p> <p>QS</p>	<p>Standard Yardage:</p> <p>n/a</p> <p>ACWAP – Aspen ACWFM – Natural ACWHCY – Honey Cherry ACWMAH – Mahogany ACWRM – Rouge Mahogany ACWESP – Espresso ACWMOB – Moab ACWPW – Pearwood ACWWAL – Walnut ACWWC – Windsor Cherry ACWCCY – Classic Cherry ACWBLK – Black</p>		226	229	233						
		 <p><b>ACE ARM CAPS, BLACK FINISH MDF</b></p> <ul style="list-style-type: none"> <li>For 9601, 9602 or 9603</li> <li>Set of 2 pre-installed black MDF arm caps</li> <li>Specify ACE of model number</li> </ul> <p>FREIGHT CLASS: CUBIC FT.: SHIP WT.: 2</p> <p>QS</p>	<p>Standard Yardage:</p> <p>n/a</p>		188	191	194				
 <p><b>UP9600SC REPLACEMENT SEAT CUSHION</b></p> <ul style="list-style-type: none"> <li>For 9601, 9602 or 9603</li> <li>Removable cushion cover (zipper access)</li> <li>Can ship via small package ground service</li> </ul> <p>FREIGHT CLASS: 300 CUBIC FT.: 4.5 SHIP WT.: 9</p> <p>QS</p>	<p>Standard Yardage: 2</p> <table border="1"> <thead> <tr> <th>OPTION</th> <th>PRICE</th> <th>CODE</th> </tr> </thead> <tbody> <tr> <td><b>Softer, High-Density Seat Foam for Chair</b></td> <td>16.00</td> <td><b>SF</b></td> </tr> </tbody> </table>			OPTION	PRICE	CODE	<b>Softer, High-Density Seat Foam for Chair</b>	16.00	<b>SF</b>	1	287
		OPTION	PRICE	CODE							
<b>Softer, High-Density Seat Foam for Chair</b>	16.00	<b>SF</b>									
		2/COM	317	322	327						
		3/COL	345	350	355						
		4	392	398	404						
		5	495	502	510						
		L	708	719	729						
 <p><b>UP9600BC REPLACEMENT BACK CUSHION</b></p> <ul style="list-style-type: none"> <li>For 9601, 9602 or 9603</li> <li>Removable cushion cover (zipper access)</li> <li>Can ship via small package ground service</li> </ul> <p>FREIGHT CLASS: 400 CUBIC FT.: 3.2 SHIP WT.: 4</p> <p>QS</p>	<p>Standard Yardage: 1.25</p>	1	230	233	237						
			2/COM	246	250	253					
	3/COL	265	269	273							
	4	297	301	306							
	5	366	371	377							
	L	507	515	522							

ALL FOAM & FABRICS USED ARE CAL 117 APPROVED

QS indicates a Quickship item

Quick Ship is not available on any item ordered with options.

**Period Influence, Classic Style**

**Traditional Reception** features period influences to create Wing Back, Gooseneck and other classic styles. Traditional tufting, individually-placed brass nail trim and shaped wood basecaps enhance the design.

**Traditional Reception Details**

- Brass nail trim
- Traditional tufting upholstery stitching is standard on all seating
- Occasional tables feature high-gloss, high-pressure laminate tops



**4072 Loveseat**




**4053 Goose Neck Arm Chair**



**4075 Arm Chair**

**4053 GOOSE NECK ARM CHAIR**



- Tufted seat and back
  - Goose neck arms
- FREIGHT CLASS: 250  
 CUBIC FT.: 23.0  
 SHIP WT.: 48

25"W x 29"D x 49"H

Standard Yardage: 3.5


OPTION	PRICE	CODE
<b>Upholstered Arm Caps</b>	114.00	<b>UA</b>
<b>Non-Tufted Option</b>	NC	<b>NT</b>

ZONE PRICING

FABRIC GRADES	1	2	3
1	1549	1572	1595
2/COM	1644	1669	1693
3/COL	1732	1758	1784
4	1861	1889	1917
5	2159	2191	2224
L	2712	2753	2793



**4054 ARMLESS SIDE CHAIR**



- Tufted seat and back
- FREIGHT CLASS: 250  
 CUBIC FT.: 23.0  
 SHIP WT.: 45

25"W x 29"D x 43"H

St. Yardage: 3.5

OPTION	PRICE	CODE
<b>Non-Tufted Option</b>	NC	<b>NT</b>

1	1111	1128	1145
2/COM	1160	1177	1194
3/COL	1216	1234	1252
4	1304	1324	1343
5	1481	1503	1525
L	1810	1837	1864



**4072 LOVESEAT**



- Tufted seat, back and inside arm
  - Brass nail head trim on arms and seat
  - Traditional scroll arm and camelback
  - Cross rail adds leg support
- FREIGHT CLASS: 175  
 CUBIC FT.: 36.0  
 SHIP WT.: 78

57"W x 27.5"D x 34"H

Standard Yardage: 6.75

OPTION	PRICE	CODE
<b>No Brass Trim Option</b>	NC	<b>NB</b>
<b>Non-Tufted Option</b>	NC	<b>NT</b>

1	1713	1739	1764
2/COM	1906	1935	1963
3/COL	2070	2101	2132
4	2326	2361	2396
5	2899	2942	2986
L	3950	4009	4069




ALL FOAM & FABRICS USED ARE CAL 117 APPROVED

**QS** indicates a Quick Ship item.  
 Quick Ship is not available on any item ordered with options.

TRADITIONAL

### 4073 WING BACK ARM CHAIR



- Queen Anne style legs on front
  - Tufted seat and back
  - Brass nail head trim on arms and seat
- FREIGHT CLASS: 250  
CUBIC FT.: 20.0  
SHIP WT.: 48

27"W x 29"D x 39"H


Standard Yardage: 5.75

OPTION	PRICE	CODE
No Brass Trim Option	NC	<b>NB</b>
Non-Tufted Option	NC	<b>NT</b>

FABRIC GRADES	ZONE PRICING		
	1	2	3
1	1212	1230	1248
2/COM	1337	1357	1377
3/COL	1449	1471	1492
4	1620	1644	1669
5	1999	2029	2059
L	2704	2745	2785

**QS**

### 4074 WING BACK ARM CHAIR



- Full-size seat and back
  - Queen Anne style legs on front
  - Tufted seat and back
  - Brass nail head trim on arms and seat
- FREIGHT CLASS: 250  
CUBIC FT.: 26.0  
SHIP WT.: 51

29"W x 31"D x 40.5"H


Standard Yardage: 6.75

OPTION	PRICE	CODE
No Brass Trim Option	NC	<b>NB</b>
Non-Tufted Option	NC	<b>NT</b>

1	1284	1303	1323
2/COM	1378	1399	1419
3/COL	1475	1497	1519
4	1633	1657	1682
5	1982	2012	2041
L	2594	2633	2672

**QS**

### 4075 ARM CHAIR



- Tufted seat and back
  - Brass nail head trim on arms and seat
  - Cross rails for additional leg support
- FREIGHT CLASS: 250  
CUBIC FT.: 14.0  
SHIP WT.: 46

28"W x 26"D x 29"H

Standard Yardage: 3.5

OPTION	PRICE	CODE
No Brass Trim Option	NC	<b>NB</b>
Non-Tufted Option	NC	<b>NT</b>

1	1168	1186	1203
2/COM	1273	1292	1311
3/COL	1355	1375	1396
4	1497	1519	1542
5	1812	1839	1866
L	2370	2406	2441

**QS**

### 4083 SOFA



- Tufted seat, back and inside arm
  - Brass nail head trim on arms and seat
  - Traditional scroll arm and camelback
  - Cross rail adds leg support
- FREIGHT CLASS: 175  
CUBIC FT.: 54.0  
SHIP WT.: 113

78"W x 28"D x 35"H

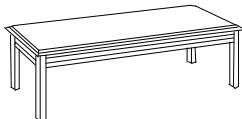
Standard Yardage: 8.5

OPTION	PRICE	CODE
No Brass Trim Option	NC	<b>NB</b>
Non-Tufted Option	NC	<b>NT</b>

1	2120	2152	2184
2/COM	2361	2396	2432
3/COL	2568	2607	2645
4	2889	2932	2976
5	3606	3660	3714
L	4945	5019	5093

**QS**

### Traditional Cocktail Table



- High-gloss, high pressure laminate top in Mahogany and Windsor Cherry
- Shaped edges
- Ships unassembled, easy assembly

Freight Class: 100

TR\_4020

**QS**

54" X 24" X 16"

Cubic Ft:5.5

Ship Weight:55

730

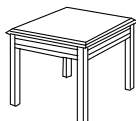
741

752

**QS FINISHES M**

Finish Options: Mahogany (M), Windsor Cherry (WC) and Oak (O)  
Note: Oak finish has a satin laminate top

### Traditional End Table



- High-gloss, high pressure laminate top in Mahogany and Windsor Cherry
- Shaped edges
- Ships unassembled, easy assembly

Freight Class: 92.5

TR\_4023

**QS**

22" X 27" X 18"

Cubic Ft:2.5

Ship Weight:35

603

612

621

**QS FINISHES M**

Finish Options: Mahogany (M), Windsor Cherry (WC) and Oak (O)  
Note: Oak finish has a satin laminate top

**Traditional Comfort**

Fully-upholstered **Chesterfield**, inspired by original designs, features oversize scroll arms and extra-deep seat comfort. Accents include tufting, individually-placed brass nail trim and bun-style feet.

**Chesterfield Details**

- *High-density foam, no-sag sinuous spring suspensions*
- *Traditional tufting upholstery stitching is standard*
- *Brass nail trim*
- *Bun feet*


**Additional Options**

- *Non-Tufted option*
- *No Brass Trim option*



**4301 Club Chair**

**4301 CLUB CHAIR**



- Extra-deep seat comfort
  - Deep-well tufting
  - Puzzle-joint construction, wood frame
  - See features in series overview above
- FREIGHT CLASS: 175  
CUBIC FT.: 31.0  
SHIP WT.: 95

QS

40"W x 36"D x 28"H

Standard Yardage: 7

OPTION	PRICE	CODE
<b>Non-Tufted Option</b>	NC	<b>NT</b>
<b>No Brass Trim Option</b>	NC	<b>NB</b>

ZONE PRICING

FABRIC GRADES	1	2	3
1	1947	1976	2005
2/COM	2137	2169	2201
3/COL	2308	2343	2377
4	2583	2622	2660
5	3179	3227	3274
L	4113	4175	4236

**4302 LOVESEAT**



- Extra-deep seat comfort
  - Deep-well tufting
  - Puzzle-joint construction, wood frame
  - See features in series overview above
- FREIGHT CLASS: 175  
CUBIC FT.: 58.0  
SHIP WT.: 144

QS

61"W x 36"D x 28"H

Standard Yardage: 9.5

OPTION	PRICE	CODE
<b>Non-Tufted Option</b>	NC	<b>NT</b>
<b>No Brass Trim Option</b>	NC	<b>NB</b>

1	2605	2644	2683
2/COM	2865	2908	2951
3/COL	3098	3144	3191
4	3460	3512	3564
5	4267	4331	4395
L	5541	5624	5707

**4303 SOFA**



- Extra-deep seat comfort
  - Deep-well tufting
  - Puzzle-joint construction, wood frame
  - See features in series overview above
- FREIGHT CLASS: 175  
CUBIC FT.: 72.0  
SHIP WT.: 176

QS

78"W x 36"D x 25"H

Standard Yardage:  
11.75

OPTION	PRICE	CODE
<b>Non-Tufted Option</b>	NC	<b>NT</b>
<b>No Brass Trim Option</b>	NC	<b>NB</b>


1	3252	3301	3350
2/COM	3578	3632	3685
3/COL	3867	3925	3983
4	4316	4381	4445
5	5321	5401	5481
L	6870	6973	7076

ALL FOAM & FABRICS USED ARE CAL 117 APPROVED

QS indicates a Quick Ship item.

Quick Ship is not available on any item ordered with options.

## Malibu Collection



**Malibu** occasional tables blend classic materials, steel and glass, to provide unique accents in a wide range of environments. Bases are built with tapered steel legs.

## 6700 Collection

Tapered-leg occasional tables that blend harmoniously with traditional or modern interiors, **6700** tables are available with veneer or laminate tops.



## NexStep Collection

**NexStep** occasional tables bring dramatic style to any environment. Quarter-cut mahogany veneers are matched for unique pattern on tops.

## Hyperwork Collection

High-quality, high-value contemporary tables for fast-paced business environments. Angled satin finish chrome legs add visual interest.

## 9100 Collection



**9100** occasional tables feature veneer tops and the natural beauty of wood. Tops feature radius corners, ideal for waiting room environments

## 7400 Modular Collection



The **7400** two-tier base creates heavy-duty frame for long-term use. Recessed plinth bases reduce scuffs and feature a textured, black vinyl surface that resists scratches.

## Step Collection

**Steps** offers high-quality construction and durable, black textured finish. Tables feature radius corners, sensitive to waiting areas where children may frequent.





## Marquet Collection

**Marquet** table tops feature cherry, maple and walnut veneer in unique pattern influenced by traditional marquetry designs.





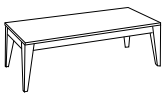
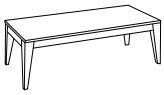
## Bedford Collection

**Bedford**, an occasional table collection of traditional designs, responds to the demands of the modern office. High pressure laminate top, 3/16" thick, has shaped edges.



			ZONE PRICING			
			1	2	3	
			FABRIC GRADES			
<b>MALIBU:</b>						
<b>5923MET END TABLE</b>  <ul style="list-style-type: none"> <li>• Round clear glass top</li> <li>• Tapered-leg steel base</li> <li>• Brushed aluminum powdercoat finish with a urethane clear coat</li> <li>• Protective floor caps</li> </ul> FREIGHT CLASS: 250 CUBIC FT.: 16.0 SHIP WT.: 43	28"D x 24"H	Standard Yardage: n/a	N/A	693	703	714
<b>5920MET COFFEE TABLE</b>  <ul style="list-style-type: none"> <li>• Oval clear glass top</li> <li>• Tapered-leg steel base</li> <li>• Brushed aluminum powdercoat finish with a urethane clear coat</li> <li>• Protective floor caps</li> </ul> FREIGHT CLASS: 250 CUBIC FT.: 26.0 SHIP WT.: 79	52"W x 33"D x 18.25"H	Standard Yardage: n/a	N/A	904	918	931

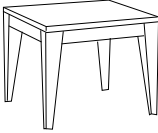
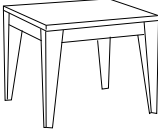
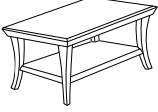



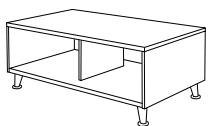
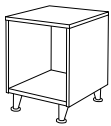
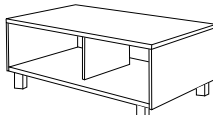
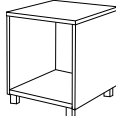
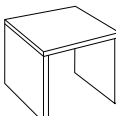
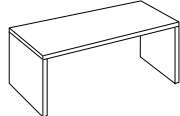
				ZONE PRICING		
		FABRIC GRADES		1	2	3
<b>5927MET SOFA TABLE</b>  <ul style="list-style-type: none"> <li>• Demilune clear glass top</li> <li>• Tapered-leg steel base</li> <li>• Brushed aluminum powdercoat finish with a urethane clear coat</li> <li>• Protective floor caps</li> </ul> FREIGHT CLASS: 250 CUBIC FT.: 27.0 SHIP WT.: 64	54"W x 19"D x 28.5"H	Standard Yardage: n/a	N/A	1025	1040	1056
<b>5923_ ROUND TABLE WITH LAMINATE TOP AND METAL BASE</b>  <ul style="list-style-type: none"> <li>• Round 3/4" thick laminate top</li> <li>• Tapered-leg steel base</li> <li>• Brushed aluminum powdercoat finish with a urethane clear coat</li> <li>• Protective floor caps</li> </ul> FREIGHT CLASS: 250 CUBIC FT.: 16.0 SHIP WT.: 36	28"W x 28"D x 24"H	Standard Yardage: n/a	N/A	859	872	885
	Finish Options: Natural Maple (FM), Windsor Cherry (WC), Mahogany (M), Graphite (GP), Medium Oak (O), Aspen (AP), Pearwood (PW), Black (E), Espresso (X), Grey (G), Classic Cherry (CC)					
<b>5920_ COFFEE TABLE WITH LAMINATE TOP AND METAL BASE</b>  <ul style="list-style-type: none"> <li>• Oval 3/4" thick laminate top</li> <li>• Tapered-leg steel base</li> <li>• Brushed aluminum powdercoat finish with a urethane clear coat</li> <li>• Protective floor caps</li> </ul> FREIGHT CLASS: 250 CUBIC FT.: 26.0 SHIP WT.: 61	52"W x 33"D x 18.25"H	Standard Yardage: n/a	N/A	1318	1338	1358
	Finish Options: Natural Maple (FM), Windsor Cherry (WC), Mahogany (M), Graphite (GP), Medium Oak (O), Aspen (AP), Pearwood (PW), Black (E), Espresso (X), Grey (G), Classic Cherry (CC)					
<b>5927_ SOFA TABLE WITH LAMINATE TOP AND METAL BASE</b>  <ul style="list-style-type: none"> <li>• Demilune 3/4" thick laminate top</li> <li>• Tapered-leg steel base</li> <li>• Brushed aluminum powdercoat finish with a urethane clear coat</li> <li>• Protective floor caps</li> </ul> FREIGHT CLASS: 250 CUBIC FT.: 27.0 SHIP WT.: 47	52"W x 19"D x 28.25"H	Standard Yardage: n/a	N/A	1190	1208	1226
	Finish Options: Natural Maple (FM), Windsor Cherry (WC), Mahogany (M), Graphite (GP), Medium Oak (O), Aspen (AP), Pearwood (PW), Black (E), Espresso (X), Grey (G), Classic Cherry (CC)					
<b>6700 SERIES:</b>						
<b>6720 COCKTAIL TABLE, WOOD VENEER TOP</b>  <ul style="list-style-type: none"> <li>• Solid hardwood legs</li> <li>• Veneer top</li> <li>• Available in all seating finishes</li> <li>• Assembly required</li> </ul> FREIGHT CLASS: 85 CUBIC FT.: 5.0 SHIP WT.: 65	54"W x 24"D x 16"H	Standard Yardage: n/a	N/A	1009	1024	1039
<b>6730 COCKTAIL TABLE, LAMINATE TOP</b>  <ul style="list-style-type: none"> <li>• Solid hardwood legs</li> <li>• TFL top with AdvantEdge banding</li> <li>• Available in FM Natural Maple and WC Windsor Cherry only</li> <li>• Assembly required</li> </ul> FREIGHT CLASS: 85 CUBIC FT.: 5.0 SHIP WT.: 65	54"W x 24"D x 16"H	Standard Yardage: n/a	N/A	999	1014	1029

qs indicates a Quick Ship item.  
 Quick Ship is not available on any item ordered with options.

# OCCASIONAL TABLES SIN 711-11

OCCASIONAL TABLES





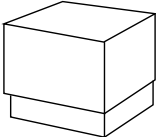
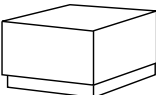
				ZONE PRICING			
				FABRIC GRADES	1	2	3
<b>6723 END TABLE, WOOD VENEER TOP</b>  <ul style="list-style-type: none"> <li>• Solid hardwood legs</li> <li>• Veneer top</li> <li>• Available in all seating finishes</li> <li>• Assembly required</li> </ul> FREIGHT CLASS: 85 CUBIC FT.: 3.0 SHIP WT.: 40	24"W x 28"D x 20"H	Standard Yardage: n/a	N/A	749	760	771	
				QS			
<b>6733 END TABLE, LAMINATE TOP</b>  <ul style="list-style-type: none"> <li>• Solid hardwood legs</li> <li>• TFL top with AdvantEdge banding</li> <li>• Available in FM Natural Maple and WC Windsor Cherry only</li> <li>• Assembly required</li> </ul> FREIGHT CLASS: 85 CUBIC FT.: 3.0 SHIP WT.: 40	24"W x 28"D x 20"H	Standard Yardage: n/a	N/A	741	752	763	
				QS			
<b>NEXSTEP:</b>							
<b>790 COCKTAIL TABLE</b>  <ul style="list-style-type: none"> <li>• Extra thick beveled edge</li> <li>• Veneer inlay design (top)</li> <li>• Veneer shelf under top</li> <li>• Curved wood legs</li> <li>• Assembly required</li> </ul> FREIGHT CLASS: 100 CUBIC FT.: 5.0 SHIP WT.: 46	47.25"W x 23.5"D x 18"H	Standard Yardage: N/A		755	766	778	
				QS			
<b>793 END TABLE</b>  <ul style="list-style-type: none"> <li>• Extra thick beveled edge</li> <li>• Veneer inlay design (top)</li> <li>• Veneer shelf under top</li> <li>• Curved wood legs</li> <li>• Assembly required</li> </ul> FREIGHT CLASS: 125 CUBIC FT.: 4.0 SHIP WT.: 30	22"W x 22"D x 21"H	Standard Yardage: n/a		571	580	588	
				QS			

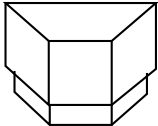
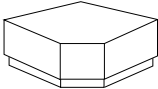


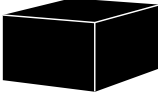

		ZONE PRICING		
		1	2	3
		FABRIC GRADES		
<b>HYPERWORK:</b>				
<b>Coffee Table</b>  <ul style="list-style-type: none"> <li>• Open storage/display shelf and top</li> <li>• Angled satin finish chrome legs with stationary feet to match Claudia Series</li> <li>• Ships fully assembled</li> </ul>	<b>HW_CT48</b> 48" X 24" X 18"    Cubic Ft:11.9    Ship Weight:96 Finish Options: Natural Maple (FM), Windsor Cherry (WC), Mahogany (M), Graphite (GP), Medium Oak (O), Aspen (AP), Pearwood (PW), Black (E), Espresso (X), Grey (G), Classic Cherry (CC)	664	674	684
Freight Class: 150				
<b>End Table</b>  <ul style="list-style-type: none"> <li>• Open storage/display shelf and top</li> <li>• Angled satin finish chrome legs with stationary feet to match Claudia Series</li> <li>• Ships fully assembled</li> </ul>	<b>HW_ET18</b> 18" X 22" X 24"    Cubic Ft:6.9    Ship Weight:50 Finish Options: Natural Maple (FM), Windsor Cherry (WC), Mahogany (M), Graphite (GP), Medium Oak (O), Aspen (AP), Pearwood (PW), Black (E), Espresso (X), Grey (G), Classic Cherry (CC)	516	524	531
Freight Class: 150				
<b>Coffee Table with Square Legs</b>  <ul style="list-style-type: none"> <li>• Open storage/display shelf and top</li> <li>• Ships fully assembled</li> <li>• Square brushed aluminum legs, matches Himalaya Metal</li> </ul>	<b>HW_CT48SQ</b> 48" X 24" X 18"    Cubic Ft:11.9    Ship Weight:96 Discontinued after March 1, 2010	775	787	798
Freight Class: 150				
<b>End Table with Square Legs</b>  <ul style="list-style-type: none"> <li>• Open storage/display shelf and top</li> <li>• Square brushed aluminum legs, matches Himalaya Metal</li> <li>• Ships fully assembled</li> </ul>	<b>HW_ET18SQ</b> 18" X 22" X 24"    Cubic Ft:6.9    Ship Weight:50 Discontinued after March 1, 2010	626	635	645
Freight Class: 150				
<b>End Table</b>  <ul style="list-style-type: none"> <li>• Multiple uses</li> <li>• Requires assembly</li> </ul>	<b>HW_ET23</b> <b>QS</b> 22" X 24" X 18"    Cubic Ft:2.1    Ship Weight:30 <b>QS FINISHES</b> <b>WC</b> Finish Options: Natural Maple (FM), Windsor Cherry (WC), Mahogany (M), Graphite (GP), Medium Oak (O), Aspen (AP), Pearwood (PW), Black (E), Espresso (X), Grey (G), Classic Cherry (CC)	290	294	299
Freight Class: 85				
<b>Coffee Table</b>  <ul style="list-style-type: none"> <li>• Multiple uses</li> <li>• Requires assembly</li> </ul>	<b>HW_CT20</b> <b>QS</b> 48" X 24" X 15"    Cubic Ft:3.6    Ship Weight:50 <b>QS FINISHES</b> <b>WC</b> Finish Options: Natural Maple (FM), Windsor Cherry (WC), Mahogany (M), Graphite (GP), Medium Oak (O), Aspen (AP), Pearwood (PW), Black (E), Espresso (X), Grey (G), Classic Cherry (CC)	346	351	356
Freight Class: 85				

**QS** indicates a Quick Ship item. Quick Ship is not available on any item ordered with options.





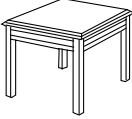
# OCCASIONAL TABLES SIN 711-11

OCCASIONAL TABLES

				ZONE PRICING			
				FABRIC GRADES	1	2	3
<b>9100 SERIES:</b>							
	<b>9120 COCKTAIL TABLE</b> 54"W x 24"D x 16.5"H Standard Yardage: n/a N/A	• Wood veneer top • Solid hardwood legs • Available in all seating finishes except FM Natural, OAK Medium Oak and NOK Natural Oak • Ships assembled FREIGHT CLASS: 150 CUBIC FT.: 16.0 SHIP WT.: 65		977	992	1006	
		<b>9123 END TABLE</b> 24"W x 28"D x 20.25"H Standard Yardage: n/a N/A	• Wood veneer top • Solid hardwood legs • Available in all seating finishes except FM Natural, OAK Medium Oak and NOK Natural Oak • Ships assembled FREIGHT CLASS: 150 CUBIC FT.: 9.0 SHIP WT.: 40		701	712	722
<b>7400 SERIES:</b>							
	<b>7420 COFFEE TABLE</b> 52"W x 20"D x 14"H Standard Yardage: n/a n/a	• Freestanding • High pressure laminate top and sides in Grey, Windsor Cherry WC or Natural Maple FM • Black recessed plinth base FREIGHT CLASS: 150 CUBIC FT.: 16.0 SHIP WT.: 79		805	817	829	
		<b>7421 CYLINDER TABLE</b> 19"W x 14"H Standard Yardage: n/a n/a	• Freestanding • High pressure laminate top and sides in Grey, Windsor Cherry WC or Natural Maple FM FREIGHT CLASS: 150 CUBIC FT.: 6.0 SHIP WT.: 29		647	657	666
	<b>7423 END TABLE</b> 25"W x 25"D x 14"H Standard Yardage: n/a n/a	• Freestanding • High pressure laminate top and sides in Grey, Windsor Cherry WC or Natural Maple FM • Black recessed plinth base FREIGHT CLASS: 150 CUBIC FT.: 10.0 SHIP WT.: 54		699	709	720	
		<b>7424 CONNECTOR TABLE</b> 18"W x 25"D x 11.5"H Standard Yardage: n/a n/a	• Freestanding or connect to other units • High pressure laminate top and sides in Grey, Windsor Cherry WC or Natural Maple FM • Black recessed plinth base FREIGHT CLASS: 150 CUBIC FT.: 6.0 SHIP WT.: 38		628	637	647

		ZONE PRICING				
		FABRIC GRADES	1	2	3	
<b>7425 45° WEDGE TABLE</b>  <ul style="list-style-type: none"> <li>• 45° shape</li> <li>• Connect to other units to form curves in layout</li> <li>• High pressure laminate top and sides in Grey, Windsor Cherry WC or Natural Maple FM</li> <li>• Black recessed plinth base</li> </ul> FREIGHT CLASS: 125 CUBIC FT.: 6.0 SHIP WT.: 38	8"W front x 27"W back"W x 25"D x 11.5"H	Standard Yardage: n/a	n/a	780	792	803
<b>7426 90° CORNER TABLE</b>  <ul style="list-style-type: none"> <li>• Freestanding or connect to other units</li> <li>• High pressure laminate top and sides in Grey, Windsor Cherry WC or Natural Maple FM</li> <li>• Black recessed plinth base</li> </ul> FREIGHT CLASS: 150 CUBIC FT.: 16.0 SHIP WT.: 80	38"W x 38"D x 11.5"H	Standard Yardage: n/a	n/a	884	897	911
<b>STEPS TABLES BLACK BASE:</b>						
<b>7420BLK COFFEE TABLE</b>  <ul style="list-style-type: none"> <li>• Freestanding, multi-use table</li> <li>• Full-to-floor black texture finish</li> <li>• Matches Steps-Black Bases</li> </ul> FREIGHT CLASS: 150 CUBIC FT.: 16.0 SHIP WT.: 75	52"W x 20"D x 14"H	Standard Yardage: n/a	n/a	657	667	677
<b>QS</b>						
<b>7423BLK END TABLE</b>  <ul style="list-style-type: none"> <li>• Freestanding, multi-use table</li> <li>• Full-to-floor black texture finish</li> <li>• Matches Steps-Black Bases</li> </ul> FREIGHT CLASS: 150 CUBIC FT.: 10.0 SHIP WT.: 50	25"W x 25"D x 14"H	Standard Yardage: n/a	n/a	537	545	553
<b>QS</b>						
<b>7424BLK CONNECTING TABLE</b>  <ul style="list-style-type: none"> <li>• Connecting or freestanding table</li> <li>• Full-to-floor black texture finish</li> <li>• Matches Steps-Black Bases</li> </ul> FREIGHT CLASS: 150 CUBIC FT.: 6.0 SHIP WT.: 36	18"W x 25"D x 11.5"H	Standard Yardage: n/a	n/a	477	484	491
<b>QS</b>						
<b>7425BLK WEDGE TABLE</b>  <ul style="list-style-type: none"> <li>• 45° shape table</li> <li>• Connect to other units to form curves in layout</li> <li>• Full-to-floor black texture finish</li> <li>• Matches Steps-Black Bases</li> </ul> FREIGHT CLASS: 125 CUBIC FT.: 6.0 SHIP WT.: 37	8"W front x 27"W back"W x 25"D x 11.5"H	Standard Yardage: n/a	n/a	537	545	553
<b>QS</b>						

**QS** indicates a Quick Ship item.  
 Quick Ship is not available on any item ordered with options.

		FABRIC GRADES		ZONE PRICING		
				1	2	3
<b>MARQUET:</b>						
<b>End Table</b>		<b>VT_100</b>	<b>QS</b> 21.75" X 21.75" X 20.75"	Cubic Ft:3.5	Ship Weight:29	<b>911 925 938</b>
	<ul style="list-style-type: none"> <li>• Marquetry design</li> <li>• Cherry, maple and walnut veneer top</li> <li>• Concave edge profile</li> <li>• Fluted legs</li> <li>• Full fill, catalyzed lacquer finish</li> <li>• Some assembly required</li> </ul>		<b>QS FINISHES</b> <b>H</b> <b>M</b>			
	Freight Class: 125		Finish Options: Honey Cherry (H) or Rouge Mahogany (M)			
<b>Coffee Table</b>		<b>VT_110</b>	<b>QS</b> 47.25" X 27" X 20.75"	Cubic Ft:7.6	Ship Weight:50	<b>1194 1212 1230</b>
	<ul style="list-style-type: none"> <li>• Marquetry design</li> <li>• Cherry, maple and walnut veneer top</li> <li>• Concave edge profile</li> <li>• Fluted legs</li> <li>• Full fill, catalyzed lacquer finish</li> <li>• Some assembly required</li> </ul>		<b>QS FINISHES</b> <b>H</b> <b>M</b>			
	Freight Class: 125		Finish Options: Honey Cherry (H) or Rouge Mahogany (M)			
<b>Console/Sofa Table</b>		<b>VT_120</b>	<b>QS</b> 58.75" X 17.25" X 29.25"	Cubic Ft:8.3	Ship Weight:54	<b>1368 1389 1409</b>
	<ul style="list-style-type: none"> <li>• Marquetry design</li> <li>• Cherry, maple and walnut veneer top</li> <li>• Concave edge profile</li> <li>• Fluted legs</li> <li>• Full fill, catalyzed lacquer finish</li> <li>• Some assembly required</li> </ul>		<b>QS FINISHES</b> <b>H</b> <b>M</b>			
	Freight Class: 125		Finish Options: Honey Cherry (H) or Rouge Mahogany (M)			
<b>BEDFORD:</b>						
<b>Traditional Cocktail Table</b>		<b>TR_4020</b>	<b>QS</b> 54" X 24" X 16"	Cubic Ft:5.5	Ship Weight:55	<b>730 741 752</b>
	<ul style="list-style-type: none"> <li>• High-gloss, high pressure laminate top in Mahogany and Windsor Cherry</li> <li>• Shaped edges</li> <li>• Ships unassembled, easy assembly</li> </ul>		<b>QS FINISHES</b> <b>M</b>			
	Freight Class: 100		Finish Options: Mahogany (M), Windsor Cherry (WC) and Oak (O) Note: Oak finish has a satin laminate top			
<b>Traditional End Table</b>		<b>TR_4023</b>	<b>QS</b> 22" X 27" X 18"	Cubic Ft:2.5	Ship Weight:35	<b>603 612 621</b>
	<ul style="list-style-type: none"> <li>• High-gloss, high pressure laminate top in Mahogany and Windsor Cherry</li> <li>• Shaped edges</li> <li>• Ships unassembled, easy assembly</li> </ul>		<b>QS FINISHES</b> <b>M</b>			
	Freight Class: 92.5		Finish Options: Mahogany (M), Windsor Cherry (WC) and Oak (O) Note: Oak finish has a satin laminate top			

**A Soft Touch**

No one enjoys waiting, but **High Street** ganged lounge seating might just make you look at your watch a little less often.

The fully upholstered design offers visitors a comfortably soft touch on every surface.



**850-22 Two Seat**

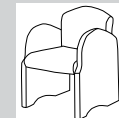
**High Street Features**

- Four unique arm and back profiles available with or without center legs
- Open air design facilitates easy cleaning
- Wall-saver profile to reduce wear and tear
- Bariatric seating available
- Complementary guest seating available in HPFI HiLeg series

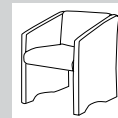
**Options Available**

- Glider option may be added to any single or multi-seat unit with center legs
- Two color upholstery combinations available

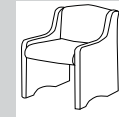
**PROFILE DETAIL**



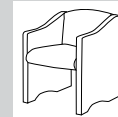
850 Radius Arm/  
Radius Back



860 Slant Arm/  
Straight Back



870 Low Arm/  
Camel Back



880 Slope Arm/  
Camel Back

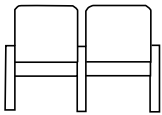


**861 High Back**



**850-22 Two Seat**

**8\_ \_-22 TWO SEAT**



- Two chairs ganged
  - Center leg
  - Glider option available
- FREIGHT CLASS: 250  
CUBIC FT.: 41.0  
SHIP WT.: 118



47"W x 27.5"D x 33.5"H

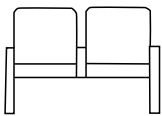
Standard Yardage: 6.25

OPTION	PRICE	CODE
Softer, High-Density Seat Foam Loveseat	32.00	SF

**ZONE PRICING**

FABRIC GRADES	1	2	3
1	1643	1668	1692
2/COM	1787	1814	1841
3/COL	1933	1962	1991
4	2224	2257	2291
5	2756	2797	2839
L	3623	3677	3732

**8\_ \_-25 TWO SEAT**



- Two chairs ganged
  - Reinforced seat
  - No center leg
- FREIGHT CLASS: 250  
CUBIC FT.: 41.0  
SHIP WT.: 112



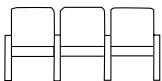
47"W x 27.5"D x 33.5"H

Standard Yardage: 6.75

OPTION	PRICE	CODE
Softer, High-Density Seat Foam Loveseat	32.00	SF

1	1752	1778	1805
2/COM	1886	1914	1943
3/COL	2021	2051	2082
4	2289	2323	2358
5	2780	2822	2863
L	3579	3633	3686

**8\_ \_-33 THREE SEAT**



- Three chairs ganged
  - Two center legs
  - Glider option available
- FREIGHT CLASS: 300  
CUBIC FT.: 76.0  
SHIP WT.: 157



69"W x 27.5"D x 33.5"H

Standard Yardage: 6.25

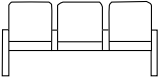

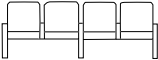
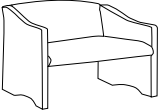
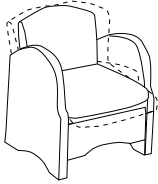
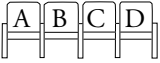
OPTION	PRICE	CODE
Softer, High-Density Seat Foam sofa	48.00	SF

1	2278	2312	2346
2/COM	2491	2528	2566
3/COL	2703	2744	2784
4	3127	3174	3221
5	3905	3964	4022
L	5172	5250	5327

ALL FOAM & FABRICS USED ARE CAL 117 APPROVED

**QS** indicates a Quick Ship item.

Quick Ship is not available on any item ordered with options.

		FABRIC GRADES		ZONE PRICING		
				1	2	3
<b>8__-35 THREE SEAT</b> <ul style="list-style-type: none"> <li>• Three chairs ganged</li> <li>• Reinforced seat</li> <li>• No center legs</li> </ul>  <p>FREIGHT CLASS: 300 CUBIC FT.: 76.0 SHIP WT.: 152</p>	69"W x 27.5"D x 33.5"H Standard Yardage: 6.25 <b>OPTION</b> PRICE      CODE <b>Softer, High-Density Seat</b> 48.00 <b>SF</b> <b>Foam sofa</b>	1	2388	2424	2460	
		2/COM	2578	2617	2655	
		3/COL	2768	2810	2851	
		4	3148	3195	3242	
		5	3843	3901	3958	
		L	4977	5052	5126	
<b>QS</b>						
<b>8__-44 FOUR SEAT</b> <ul style="list-style-type: none"> <li>• Four chairs ganged</li> <li>• Three center legs</li> <li>• Glider option available</li> </ul>  <p>FREIGHT CLASS: 300 CUBIC FT.: 89.0 SHIP WT.: 204</p>	91.5"W x 27.5"D x 33.5"H Standard Yardage: 6.25 <b>OPTION</b> PRICE      CODE <b>Soft, High Density Foam,</b> 64.00 <b>SF4</b> <b>4 Seats</b>	1	2936	2980	3024	
		2/COM	3216	3264	3312	
		3/COL	3495	3547	3600	
		4	4053	4114	4175	
		5	5076	5152	5228	
		L	6742	6843	6944	
<b>QS</b>						
<b>8__-45 FOUR SEAT</b> <ul style="list-style-type: none"> <li>• Four chairs ganged</li> <li>• One center leg</li> <li>• Reinforced seats</li> </ul>  <p>FREIGHT CLASS: 250 CUBIC FT.: 89.0 SHIP WT.: 200</p>	91.5"W x 27.5"D x 33.5"H Standard Yardage: 6.25 <b>OPTION</b> PRICE      CODE <b>Soft, High Density Foam,</b> 64.00 <b>SF4</b> <b>4 Seats</b>	1	3155	3202	3250	
		2/COM	3411	3462	3513	
		3/COL	3669	3724	3779	
		4	4183	4246	4308	
		5	5124	5201	5278	
		L	6657	6757	6857	
<b>QS</b>						
<b>8_0-30 BARIATRIC CHAIR OPTION</b> <ul style="list-style-type: none"> <li>• Choose any back/arm style above (880-30 shown)</li> <li>• 30" wide seat</li> <li>• Reinforced seat frame</li> <li>• Fully upholstered</li> <li>• Rated to 500 lbs</li> </ul>  <p>FREIGHT CLASS: 250 CUBIC FT.: 29.0 SHIP WT.: 91</p>	35"W x 27.5"D x 33.5"H Standard Yardage: 6.25 <b>OPTION</b> PRICE      CODE <b>Softer, High-Density Seat</b> 32.00 <b>SF</b> <b>Foam Loveseat</b>	1	1281	1300	1319	
		2/COM	1367	1388	1408	
		3/COL	1452	1474	1496	
		4	1624	1648	1673	
		5	1937	1966	1995	
		L	2448	2485	2521	
<b>QS</b>						
<b>-60 GLIDER OPTION</b> <ul style="list-style-type: none"> <li>• Indicate glider location(s) for ganged units by adding A, B, C or D to the end of the model number</li> <li>• Adds motion to any seat or seats</li> <li>• Can be installed on full leg units only</li> <li>• Price is per seat, add to the seating unit price</li> </ul>  <p>FREIGHT CLASS: 250 CUBIC FT.: SHIP WT.: 6</p>	Standard Yardage: 6.25 	258	262	266		
<b>QS</b>						

ALL FOAM & FABRICS USED ARE CAL 117 APPROVED

**QS** indicates a Quickship item

Quick Ship is not available on any item ordered with options.



**Maximum Comfort**

The **Corbel** collection features a graceful curved arm design with a solid wood frame. All seating units, corner and connecting tables can be ganged in a virtually unlimited number of combinations.



**993 Arm Chair**

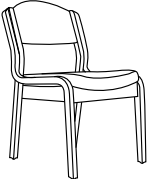
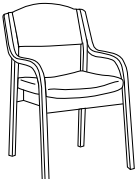
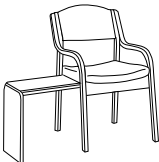
**Corbel Ganging Details**

- *Chair-to-Chair ganging maximizes seating capacity*
- *Ganging Tables for lobbies, lounges and waiting areas*
- *Ganging Brackets sold separately*

**Chair & Table Details**




- *Hardwood chair frames*
- *Post formed soft-rounded edges on tables*
- *Tops and legs are 1 1/8" thick core surfaced in high-pressure laminate*



	FABRIC GRADES	ZONE PRICING					
		1	2	3			
<b>992 ARMLESS STACKING/GANGING SIDE CHAIR</b>  <ul style="list-style-type: none"> <li>• Hardwood frame</li> <li>• Stacks 5 high</li> <li>• Ships 2 per carton; list price is for single chair</li> </ul> FREIGHT CLASS: 250 CUBIC FT.: 15.0 SHIP WT.: 48 QS	22"W x 25"D x 34"H	St. Yardage: 1.25					
	Single Pack Specifications: Freight Class: 300 Cubes: 14 Ship Wt: 27			1	563	571	580
	2/COM	595	604	613			
	3/COL	629	638	648			
	4	678	688	698			
	5	785	797	809			
L	982	997	1011				
<b>993 STACKING/GANGING GUEST CHAIR</b>  <ul style="list-style-type: none"> <li>• Hardwood frame</li> <li>• Stacks 5 high</li> <li>• Ships 2 per carton; list price is for single chair</li> </ul> FREIGHT CLASS: 250 CUBIC FT.: 15.0 SHIP WT.: 48 QS	22"W x 25"D x 34"H	St. Yardage: 1.25					
	Single Pack Specifications: Freight Class: 300 Cubes: 14 Ship Wt: 27			1	563	571	580
	2/COM	595	604	613			
	3/COL	629	638	648			
	4	678	688	698			
	5	785	797	809			
L	982	997	1011				
<b>9923 END TABLE (TABLE ONLY)</b>  <ul style="list-style-type: none"> <li>• Tops and legs are 1-1/8" thick core surfaced in high pressure laminate</li> <li>• Post formed soft-rounded edges</li> <li>• Table and bracket include</li> <li>• Available in finishes listed above</li> </ul> FREIGHT CLASS: 250 CUBIC FT.: 6.0 SHIP WT.: 23 QS	20"W x 17"D x 16"H	St. Yardage: n/a					
	N/A	414	420	426			

ALL FOAM & FABRICS USED ARE CAL 117 APPROVED

QS indicates a Quick Ship item.  
 Quick Ship is not available on any item ordered with options.

				ZONE PRICING			
				FABRIC GRADES	1	2	3
<b>9924 CONNECTING TABLE (TABLE ONLY)</b>  <ul style="list-style-type: none"> <li>• Tops are 1-1/8 thick core surfaced in high pressure laminate</li> <li>• Post formed soft-rounded edges</li> <li>• Table and bracket included</li> <li>• Available in finishes listed above</li> </ul> FREIGHT CLASS: 100 CUBIC FT.: 2.0 SHIP WT.: 17	26"W x 16"D x 1"H	St. Yardage: n/a	N/A	214	217	220	
			<b>QS</b>				
<b>9926 CORNER TABLE (TABLE ONLY)</b>  <ul style="list-style-type: none"> <li>• Tops and legs are 1-1/8 thick core surfaced in high pressure laminate</li> <li>• Post formed soft-rounded edge</li> <li>• Table and bracket included</li> <li>• Available in finishes listed above</li> <li>• Assembly required</li> </ul> FREIGHT CLASS: 150 CUBIC FT.: 6.0 SHIP WT.: 28	29.5"W x 29.5"D x 15.5"H	St. Yardage: n/a	N/A	504	512	519	
			<b>QS</b>				
<b>99B CHAIR-TO-CHAIR GANGING BRACKET</b>  <ul style="list-style-type: none"> <li>• 11 gauge steel Black powder coated</li> <li>• Connect chairs need 1 bracket in each chair-to-chair connection</li> </ul> FREIGHT CLASS: 70 CUBIC FT.: 1.0 SHIP WT.: 7	8"W x 8"D x 2"H	St. Yardage: n/a	N/A	41	42	42	
			<b>QS</b>				

**Solid Good Looks**

The **Scoop** collection has solid good looks and two upholstery style options. All seating units, corner and connecting tables can be ganged and configured in a virtually unlimited number of combinations.



**1003CCC ganged configuration with plain back**

**Scoop Ganging Details**

- *Chair base choices: Sled base or Four legged*
- *Upholstery stitching choices: plain back or channel back*
- *Connecting table available*
- *Priced per chair*


**Ordering Information**

**Ganging orders are priced per chair**

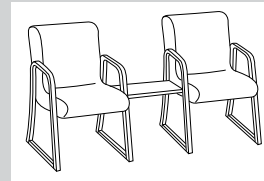
For each ganged chair, add a **C** to the product number; multiply the number of seats by the correct list price.

**Example:**

1003CCC (3 chairs with four-legged base)



**SCOOP GANGING ORDER DETAIL:**



This **Scoop Ganging** order would consist of the following model numbers:

- **1004CC** Sled base chair (two chairs)
- **T1005** Ganging Table, one

**1003 ARM CHAIR**



- Wood arms/legs
  - Gangable up to 4 chairs
  - Price shown is per chair
  - Available in the finishes listed
- FREIGHT CLASS: 250  
CUBIC FT.: 15.0  
SHIP WT.: 31

**QS**

24"W x 27"D x 33"H

Standard Yardage: 2

Add a "C" to the product number for each ganged chair, and multiply number of chairs by correct list price. Ex: 1003CCC (3 chairs)

FABRIC GRADES	ZONE PRICING		
	1	2	3
1	547	555	563
2/COM	605	614	623
3/COL	655	665	675
4	729	740	751
5	903	917	930
L	1212	1230	1248

**1004 SLED BASE ARM CHAIR**



- Wood arms and sled base
  - Gangable up to 4 chairs
  - Price shown is per chair
  - Available in the finishes listed
- FREIGHT CLASS: 250  
CUBIC FT.: 15.0  
SHIP WT.: 33

**QS**

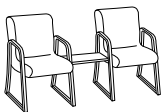
28"W x 28"D x 33"H

Standard Yardage: 2

Add a "C" to the product number for each ganged chair, and multiply number of chairs by correct list price. Ex: 1004CCC (3 chairs)

1	605	614	623
2/COM	660	670	680
3/COL	709	720	730
4	785	797	809
5	959	973	988
L	1269	1288	1307

**T1005 GANGING TABLE (TABLE ONLY)**



- Wood veneer table
  - Can be shipped via ground service
  - Available in the finishes listed above
  - Also available in black, specify T1005B
- FREIGHT CLASS: 70  
CUBIC FT.: 1.0  
SHIP WT.: 10

**QS**

23"W x 15"D x 2"H

Standard Yardage:

n/a	184	187	190
-----	-----	-----	-----

**1113 ARM CHAIR**



- Channel style back
- Wood arms/legs available in the finishes listed
- Gangable up to 4 chairs

FREIGHT CLASS: 250  
 CUBIC FT.: 15.0  
 SHIP WT.: 31

24"W x 27"D x 33"H

Standard Yardage: 2

Add a "C" to the product number for each ganged chair, and multiply number of chairs by correct list price. Ex: 1113CCC (3 chairs)

FABRIC GRADES	ZONE PRICING		
	1	2	3
1	552	560	569
2/COM	611	620	629
3/COL	661	671	681
4	736	747	758
5	911	925	938
L	1223	1241	1260

QS

**1114 SLED BASE ARM CHAIR**



- Channel style back
- Wood arms and sled base
- Available in the finishes listed
- Gangable up to 4 chairs
- Price shown is per chair

FREIGHT CLASS: 250  
 CUBIC FT.: 15.0  
 SHIP WT.: 33

24"W x 27"D x 33"H

Standard Yardage: 2

Add a "C" to the product number for each ganged chair, and multiply number of chairs by correct list price. Ex: 1114CCC (3 chairs)

1	611	620	629
2/COM	665	675	685
3/COL	716	727	737
4	791	803	815
5	966	980	995
L	1280	1299	1318

QS

FINISH SELECTION

MAHOGANY MAH | NATURAL OAK NOK | MEDIUM OAK OAK | WINDSOR CHERRY WC | ASPEN AP | MOAB MOB | PEARWOOD PW | WALNUT WAL | NATURAL FM | BLACK BLK | HONEY CHERRY HCY | CLASSIC CHERRY CCY | ESPRESSO ESP | ROUGE MAHOGANY RM |

SIN 711-17 **9118/9128**

GANGING

**Versatile & Popular**

Versatile and popular, the **9118/9128** ganging collection offer extensive capability for a wide range of environments. Hardwood frames and quality construction are backed with Limited Lifetime Warranty. Select open arm or upholstered arm panel designs. Complement your offices with extensive finish and upholstery options.

**9118/9128 Ganging Details**

- *Chair-to-Chair ganging maximizes seating capacity*
- *Ganging Tables for lobbies, lounges and waiting areas*
- *Ganging Brackets sold separately*

**Chair & Table Details**

- *Hardwood chair frames*
- *Post formed soft-rounded edges on tables*
- *Tops and legs are 1 1/8" thick core surfaced in high-pressure laminate*

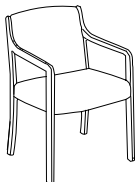
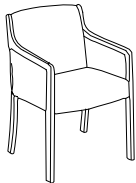
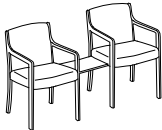


**9118 Guest Chair**



**9128 Guest Chair**


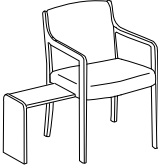



			ZONE PRICING			
			FABRIC GRADES	1	2	3
<b>9118 ARM CHAIR</b>  <ul style="list-style-type: none"> <li>• Hardwood frame</li> <li>• Upholstered seat/back</li> <li>• Available in the finishes listed above</li> <li>• See ganging options on page 379</li> </ul> FREIGHT CLASS: 250 CUBIC FT.: 15.0 SHIP WT.: 26	23"W x 25.5"D x 33"H	Standard Yardage: 2.5	1	593	602	611
			2/COM	650	660	670
			3/COL	700	711	721
			4	771	783	794
			5	946	960	974
			L	1256	1275	1294
<b>9128 ARM CHAIR</b>  <ul style="list-style-type: none"> <li>• Hardwood frame</li> <li>• Upholstered seat/back</li> <li>• Upholstered side panels</li> <li>• Available in the finishes listed above</li> <li>• See ganging options on page 379</li> </ul> FREIGHT CLASS: 250 CUBIC FT.: 15.0 SHIP WT.: 29	23"W x 25.5"D x 33"H	Standard Yardage: 2.5	1	692	702	713
			2/COM	761	772	784
			3/COL	823	835	848
			4	921	935	949
			5	1134	1151	1168
			L	1522	1545	1568
<b>9124 CONNECTING TABLE (TABLE ONLY)</b>  <ul style="list-style-type: none"> <li>• Tops are 1 1/8" thick core surfaced in high pressure laminate</li> <li>• Post formed soft-rounded edges</li> <li>• Table and bracket included</li> <li>• Available in Mahogany MAH, Medium Oak OAK, Natural NOK and Windsor Cherry only</li> </ul> FREIGHT CLASS: 100 CUBIC FT.: 2.0 SHIP WT.: 17	26"W x 16"D x 1"H	Standard Yardage: n/a	N/A	211	214	217

ALL FOAM & FABRICS USED ARE CAL 117 APPROVED

**QS** indicates a Quick Ship item.

Quick Ship is not available on any item ordered with options.

			ZONE PRICING			
			FABRIC GRADES	1	2	3
<b>9126 CORNER TABLE (TABLE ONLY)</b>  <ul style="list-style-type: none"> <li>• Tops and legs are 1-1/8 thick core surfaced in high pressure laminate</li> <li>• Post formed soft-rounded edges</li> <li>• Table and bracket included</li> <li>• Available in Mahogany MAH, Medium Oak OAK, Natural NOK and Windsor Cherry only</li> </ul> <p>FREIGHT CLASS: 150                      CUBIC FT.: 6.0                      SHIP WT.: 28</p>	29.5"W x 29.5"D x 15.5"H	Standard Yardage: n/a	N/A	499	506	514
<b>QS</b>						
<b>9103 END TABLE (TABLE ONLY)</b>  <ul style="list-style-type: none"> <li>• Tops and legs are 1-1/8 thick core surfaced in high pressure laminate</li> <li>• Post formed soft-rounded edges</li> <li>• Table and bracket included</li> <li>• Available in Mahogany MAH, Medium Oak OAK, Natural NOK and Windsor Cherry only</li> </ul> <p>FREIGHT CLASS: 250                      CUBIC FT.: 7.0                      SHIP WT.: 23</p>	20"W x 17"D x 16"H	Standard Yardage: n/a	N/A	408	414	420
<b>QS</b>						
<b>9193CTC GANGING BRACKET</b>  <ul style="list-style-type: none"> <li>• 16 gauge steel powder coated</li> <li>• Connect chairs need 1 bracket in each chair-to-chair connection</li> </ul> <p>FREIGHT CLASS: 70                      CUBIC FT.: 0.2                      SHIP WT.: 1</p>	10"W x 3.5"D x H	Standard Yardage: n/a	N/A	26	26	27

**Ganging Seating: Solid Comfort**

The **Trados** collection features a striking triarc arm design in solid wood or metal frame. All seating units, corner and connecting tables can be ganged in a virtually unlimited number of combinations.



**914 Arm Chair**

**Chair Details**

- Select 2, 3 or 4 seater ganged armchairs
- Clean out feature facilitates easy cleaning
- Reinforced seat frame

**Table Details**


- Corner Table & Connecting Table available
- Sturdy 1" thick tops
- Corner table leg is 1 3/4" thick solid hard wood
- Table and bracket included

**TRADOS GANGING ORDER DETAIL:**



This **Trados Ganging** configuration consists of the following model numbers:

- **914-2** Two-seater Arm Chair
- **911** Corner Table
- **914** Arm Chair
- **917** Connecting Table
- **915** Highback Arm Chair



914-2

911

914

917

915

**ZONE PRICING**

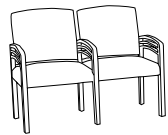
**FABRIC GRADES**

**1 2 3**

**914-2 TWO ARMCHAIRS GANGED**

44.5"W x 25"D x 35"H

Standard Yardage: 6



- Solid wood frame
- Triarc arm design
- Upholstered seat/back
- Cleanout feature
- Ships assembled

FREIGHT CLASS: 300  
CUBIC FT.: 36.0  
SHIP WT.: 65



1	1363	1383	1404
2/COM	1394	1415	1436
3/COL	1424	1445	1467
4	1486	1508	1531
5	1600	1624	1648
L	1784	1811	1838

**914-3 THREE ARMCHAIRS GANGED**

66.5"W x 25"D x 35"H

Standard Yardage: 9



- Solid wood frame
- Triarc arm design
- Upholstered seat/back
- Cleanout feature
- Ships assembled

FREIGHT CLASS: 300  
CUBIC FT.: 55.0  
SHIP WT.: 114



1	2045	2076	2106
2/COM	2075	2106	2137
3/COL	2105	2137	2168
4	2168	2201	2233
5	2280	2314	2348
L	2466	2503	2540

**914-4 FOUR ARMCHAIRS GANGED**

88"W x 25"D x 35"H

Standard Yardage: 12








- Solid wood frame
- Triarc arm design
- Upholstered seat
- Cleanout feature
- Ships assembled

FREIGHT CLASS: 400  
CUBIC FT.: 75.0  
SHIP WT.: 142



1	2726	2767	2808
2/COM	2756	2797	2839
3/COL	2787	2829	2871
4	2850	2893	2936
5	2962	3006	3051
L	3147	3194	3241

			ZONE PRICING			
			FABRIC GRADES	1	2	3
<b>917 CONNECTING TABLE (TABLE ONLY)</b>  <ul style="list-style-type: none"> <li>• Tops are 1" thick</li> <li>• Solid hardwood top and rails</li> <li>• Table and bracket included</li> <li>• Available in finishes listed above</li> </ul> <p>FREIGHT CLASS: 125 CUBIC FT.: 3.0 SHIP WT.: 20</p>	20"W x 21.5"D x 2.75"H	Standard Yardage: n/a	N/A	430	436	443
			<b>QS</b>			
<b>919 CORNER TABLE (TABLE ONLY)</b>  <ul style="list-style-type: none"> <li>• Tops are 1" thick</li> <li>• Leg is 1-3/4" thick solid hardwood</li> <li>• Solid hardwood top and rails</li> <li>• Table and bracket included</li> <li>• Available in finishes listed above</li> <li>• Assembly required</li> </ul> <p>FREIGHT CLASS: 100 CUBIC FT.: 4.0 SHIP WT.: 35</p>	28.25"W x 28.25"D x 15.5"H	Standard Yardage: n/a	N/A	757	768	780
			<b>QS</b>			
<b>914MET-2 TWO ARMCHAIRS GANGED</b>  <ul style="list-style-type: none"> <li>• Metal Triarc arms/legs</li> <li>• Upholstered seats/back</li> <li>• Cleanout feature</li> <li>• Steel reinforced cross braces</li> <li>• Back has hook and loop fasteners for easy field replacement</li> <li>• Field replaceable seat</li> </ul> <p>FREIGHT CLASS: 300 CUBIC FT.: 36.0 SHIP WT.: 85</p>	44.5"W x 25"D x 35"H	Standard Yardage: 6	1	1561	1585	1608
			2/COM	1650	1675	1700
			3/COL	1754	1780	1806
			4	1917	1946	1974
			5	2243	2277	2310
			L	2851	2893	2936
			<b>QS</b>			
<b>914MET-3 THREE ARMCHAIRS GANGED</b>  <ul style="list-style-type: none"> <li>• Metal Triarc arms/legs</li> <li>• Upholstered seats/back</li> <li>• Cleanout feature</li> <li>• Steel reinforced cross braces</li> <li>• Back has hook and loop fasteners for easy field replacement</li> <li>• Field replaceable seat</li> </ul> <p>FREIGHT CLASS: 300 CUBIC FT.: 56.0 SHIP WT.: 129</p>	66.5"W x 25"D x 35"H	Standard Yardage: 9	1	2342	2377	2413
			2/COM	2476	2513	2550
			3/COL	2631	2671	2710
			4	2876	2919	2962
			5	3365	3416	3466
			L	4277	4341	4405
			<b>QS</b>			
<b>914MET-4 FOUR ARMCHAIRS GANGED</b>  <ul style="list-style-type: none"> <li>• Metal Triarc arms/legs</li> <li>• Upholstered seat/back</li> <li>• Cleanout feature</li> <li>• Steel reinforced cross braces</li> <li>• Back has hook and loop fasteners for easy field replacement</li> <li>• Field replaceable seat</li> </ul> <p>FREIGHT CLASS: 400 CUBIC FT.: 75.0 SHIP WT.: 169</p>	88"W x 25"D x 35"H	Standard Yardage: 12	1	3123	3170	3217
			2/COM	3301	3351	3400
			3/COL	3509	3561	3614
			4	3835	3892	3950
			5	4487	4554	4622
			L	5703	5788	5874
			<b>QS</b>			

ALL FOAM & FABRICS USED ARE CAL 117 APPROVED

**QS** indicates a Quickship item

Quick Ship is not available on any item ordered with options.



## BY MODEL NUMBER

model	page#	model	page#	model	page#	model	page#	model	page#	model	page#
58B	312	724SBC	264	1221	269	5801	309	7339R	346, 348	9420	292
74A	344	724SC	264	1227	270	5802	309	7401	343	9423	295
74B	344	733	260	1231	270	5803	309	7402	343	9424	295
74C	344	734	260	1237	270	5804	310	7403	343	9425	295
94CTC	293, 297	751	260	1241	270	5805	310	7420	343, 370	9430	293
99B	376	751G	261	1247	270	5806	310	7420BLK	349, 371	9433	296
101	244	751GHR	261	1271	274	5823	312	7421	343, 370	9434	296
101_	244	752	261	1274	274	5827	313	7423	343, 370	9435	296
121	244	752G	261	1277	274	5827UA	313	7423BLK	349, 371	9500	293
121_	245	757	262	1404	271	5830	310	7424	344, 370	9503	296
141	245	757B	262	1451	271	5831	310	7424BLK	350, 371	9504	296
141_	245	759	261	1457	271	5832	311	7425	344, 371	9505	296
143	245, 316	759G	261	1621	272	5833	311	7425BLK	350, 371	9510	293
144	246, 317	781	258	1624	272	5835-IF	311	7426	344, 371	9513	297
151	315	781CB	258	1627	272	5835-OF	311	7431	345	9514	297
151MET	318	783	259	1641	273	5836	312	7431BLK	347	9515	297
152	315	787	258	1647	273	5843	312	7432	345	9601	361
152MET	318	788	259	1661	273	5853	312	7432BLK	347	9602	361
153	315	788CB	259	1667	273	5860	310	7433	345	9603	361
153MET	318	790	368	1727	306	5865-IF	311	7433BLK	347	9621	336
154	316	793	368	1727D	306	5865-OF	311	7434	345	9622	336
154MET	319	821	212	1737	306	5901	320	7434BLK	348	9623	336
155	316	822	212	1737D	307	5901MET	324	7435	346	9641	337
155MET	319	823	212	1831	275	5902	320	7435BLK	348	9642	337
156	316	830	207	1834	275	5902MET	324	7436	346	9643	337
156MET	319	831	207	1837	275	5903	320	7436BLK	348	9923	375
157	316	833	208	2013	304	5903MET	324	7441	347	9924	376
158	316	834	208	2016	304	5904	321	7441BLK	349	9926	376
161	246	835	208	2177	304	5904MET	325	7442	347	ACE	362
161_	246	837	208	2277	305	5905	321	7442BLK	349	ACW	362
163	246	840	208	3201	276	5905MET	325	7443	347	BB	209
164	246	843	209	3207	276	5906	321	7443BLK	349	C	211
181	257	845	209	3271	275	5906MET	325	7501	351	CH	307
186	257	847	209	3274	275	5911	322	7502	351	DH	307
191	245	850	279, 373, 374	3277	275	5912	322	7503	351	DPS	209
191_	245	851	280, 373, 374	3473	305	5912MET	325	7520	352	FT	210
192_	247	860	279, 373, 374	3477	305	5913	322	7523	352	HC	211
320BM	254	861	280, 373, 374	3901	277	5913MET	325	7901	353	HR751	262
320BM30T	254	870	279, 373, 374	3904	277	5914	323	7902	353	HR751G	262
3205M	253	871	280, 373, 374	3907	277	5914MET	325	7903	353	HW_CT48	369
3205M30T	253	880	280, 373, 374	3921	278	5920_	367	7920	354	HW_ET18	369
321BM	252	881	281, 373, 374	3927	278	5920MET	366	7923	354	LPT	210
321BM30T	252	912	215, 289	4013	298	5923_	367	7948	354	MA	314
3215M	252	912MET	291	4016	298	5923MET	366	7972	354	MAL/MAR	314
3215M30T	251	913	215, 289	4017	298	5927_	367	8233	213	MB	210
330FM30AL	250	913MET	291	4053	299, 363	5927MET	367	8233D	213	NH	307
330YM30AL	250	914	214, 288	4054	299, 363	6101	330	8501	356	PA	210
331FM30AL	249	914-2	381	4057	246, 299	6102	330	8502	356	PB	209
331YM30AL	249	914-3	381	4072	299, 363	6103	330	8503	356	PL	210
407	256	914-4	381	4073	300, 364	6201	331	8504	355	RA	211
407B	256	914MET	290	4074	300, 364	6202	331	8601	357	T1005	266, 377
407C	256	914MET-2	382	4075	299, 364	6203	331	8602	357	TAL/TAR	313
407R	256	914MET-3	382	4076	299	6301	332	8603	357	UA	313
500	255	914MET-4	382	4077	300	6302	332	8604	355	UAL/UAR	313
580	216	915	215, 289	4078	247, 301	6303	332	8701	357	UP9600BC	362
580CB	216	915MET	291	4083	300, 364	6400	333, 335	8702	357	UP9600SC	362
581	216	916	214, 288	4121	302	6401	334	8703	357	VT_100	372
581CB	217	916MET	290	4122	302	6402	334	8704	355	VT_110	372
582	217	917	382	4123	302	6403	334	8801	358	VT_120	372
590	255	918	214, 288	4127	303	6701	338	8802	358	WA	210
5905OAT	255	918MET	290	4141	303	6702	338	8803	358		
621	248	919	382	4147	303	6703	338	8804	355		
627	248	920	215, 289	4161	303			9103	380		
683	282	935	286	4167	303	6720	333, 335, 339, 367	9118	286, 379		
683U	282	992	286, 375	4178	247, 301			9120	360, 370		
693	282	993	286, 375	4277	247, 301			9123	360, 370		
693U	283	1001	266	4301	365	6723	333, 335, 339, 368	9124	379		
694	283	1003	266, 377	4302	365	6730	339, 367	9126	380		
695	283	1004	266, 377	4303	365	6733	339, 368	9128	286, 379		
712	285	1007	267	4831	276	7201	340	9131	359		
713	285	1071	267	4833	276	7202	340	9132	359		
714	285	1077	267	4837	276	7203	340	9133	359		
715-CART	286	1091	267	5005OAT	255	7220	341	9138	360		
720-CART	265	1093	267	5201	326	7223	341	9193CTC	380		
720-GC	264	1094	267	5202_	326	7272	341	9400	292		
723	263	1097	268	5203	326	7301	342	9403	294		
723BC	263	1111	268	5221	327	7302	342	9404	294		
723SBC	264	1113	268, 378	5222	327	7303	342	9405	294		
723SC	263	1114	268, 378	5223	327	7331	346	9410	292		
724	264	1117	268	5301	328	7331BLK	348	9413	295		
724B	341	1211	269	5302	328	7335	346	9414	295		
724BC	264	1217	269	5303	328	7335BLK	349	9415	295		



High Point Furniture Industries  
PO Box 2063  
High Point, NC 27261  
USA

p 336.431.7101  
t 800.447.3462  
f 336.434.1964

[hpfi.com](http://hpfi.com)

