

tennsco



Office Furniture & Industrial Storage Products Price List

Revised June 1, 2011



Look for the red dot!

Standard Color Finishes

All Tennsco Office & Industrial Filing/Storage products are electrostatically painted with a tough, long lasting powder paint finish to ensure years of lasting beauty. Depending on the product line, you may choose from among the following finishes. Check individual catalog pages for color availability.



Arctic White

Light Grey

Pearl Grey

Medium Grey



Black

**Champagne/
Putty**

Sand

Finishes shown above are only representative of the actual finishes. If greater accuracy is required contact your local Tennsco dealer for additional information.



Look for the red dot!

Need an order fast? Select items with the red dot. ●

Based on past sales history, Tennsco inventories many of its most popular items. Quick Ship inventory is available in limited quantities and selected colors. For larger orders, please contact customer service for availability.

A Word About Tennsco

Tennsco Corp., headquartered in Dickson, Tennessee, began operations in 1962. Today, Tennsco is an industry leader with over 1.4 million square feet of manufacturing and warehouse space in six facilities. Tennsco offers a wide variety of filing and storage systems, steel office furniture, industrial and institutional shelving, lockers and shop equipment.

CONTENTS:

| | |
|---|-------|
| Storage Cabinets | 4-9 |
| Literature Sorters, 30-Drawer Organizers & Card Files | 10 |
| Bookcases | 11 |
| Vertical Files | 12 |
| Lateral Files | 13 |
| Over Files & Lateral File Accessories | 14 |
| Imperial Shelving & Doors To Meet HIPAA Compliance | 15 |
| Fixed Shelf Filing Units & Lateral File Units | 16 |
| Add-A-Stack Shelving | 17 |
| ESP Shelving & Regal Shelving | 18 |
| Z-Line Shelving (Low Profile, Long Span, Record Archive, Stur-D-Stor and Z-Line Components) | 19-27 |
| Automotive Shelving & Tire Racks | 28 |
| Q-Line Industrial Shelving (Pre-configured Units & Components) | 30-32 |
| Industrial Components (Foreman's Desk, Industrial Ledge Unit, Tool & Die Unit) | 33 |
| Tool & Die Rack | 34 |
| Bulk Storage (Uprights & Components) | 35-36 |
| Mobile Workbenches | 37-38 |
| Workbenches (Fixed & Adjustable Leg, Electronic & Electronic Modular), Tops, Workbench Accessories | 39-45 |
| Stur-D-Bench | 46 |
| Technical Workstations | 47 |
| Steel Lockers (Single, Double, Box Lockers, 16-Person Lockers, C-Thru Lockers, Ventilated Lockers, Accessories) | 48-53 |
| Wire Carts & File Carts | 54 |
| Logic Wire Shelving | 55 |

POLICY AND SERVICES

PRICING: All prices are F.O.B. point as quoted. All orders are subject to final acceptance at the Home Office. Prices subject to change without notice. Tennsco has the right to make product design changes at any time. Tennsco's prices do not include sales, use, excise or similar taxes. Consequently, in addition to the prices specified herein, the amount of any present use of the goods sold hereunder shall be paid by Buyer. In lieu thereof, Buyer shall provide Seller with a tax exemption certificate acceptable to the applicable taxing authorities.

TERMS OF PAYMENT: Terms are Net 30 Days from date of shipment. A service charge of 1 1/2% per month will be charged for overdue invoices.

MINIMUM ORDERS: Minimum order is \$15.00

SPECIFICATIONS: Tennsco reserves the right to change any product specifications contained in this catalog.

FREIGHT CHARGES: All shipments will be made freight collect unless otherwise specified. If freight is prepaid, it will be added to the invoice or billed separately, depending on arrangements. On shipments by parcel post, the postage will be added to the invoice. All routing will be done solely by the Home Office. If purchaser does not accept delivery of merchandise when ready for shipment, storage fees will be charged to the purchaser.

WEIGHT: Weights shown are approximate.

FREIGHT CLAIMS: Claims for shortages must be made in writing to the Home Office within 15 days from receipt of shipment. Claims for damaged or lost material must be filed with the carrier.

CAUTION: When you give delivering carrier a clear receipt for a shipment in which there is damaged merchandise or a shortage, the carrier is relieved of further responsibility. Claims for damage or shortage must be filed by you with the delivering carrier. Tennsco will not accept return of merchandise damaged in transit. Your claim is with the delivering carrier.

CANCELLATIONS & RETURNS: Orders for "special" items are not subject to change or cancellation. No returned merchandise will be accepted without written consent of the Home Office, 201 Tennsco Drive, Dickson, Tennessee 37055. All returned shipments are subject to a handling charge of 25% plus all transportation charges incurred by Tennsco unless Tennsco is at fault. Once production of "special" items has begun, cancellation of order is subject to Tennsco approval. A 15% surcharge will be assessed to approved cancelled items.

LIMITED WARRANTY

Tennsco warrants goods purchased hereunder to be free of defects in materials and workmanship for a period of one (1) year from the date of shipment, hereunder. Tennsco's warranty shall not apply in the event goods are damaged as a result of misuse, abuse, neglect, accident, improper application, modification or repair by persons not authorized by Seller, and/or where goods are damaged during shipment. UNLESS CONSIDERED UNENFORCEABLE OR UNLAWFUL UNDER APPLICABLE LAW:

a. ALL IMPLIED WARRANTIES, INCLUDING BUT NOT LIMITED TO WARRANTIES OR MERCHANTABILITY AND FITNESS FOR A PARTICULAR PURPOSE ARE HEREBY EXCLUDED:

b. BUYER'S REMEDY, IF ANY, FOR ANY DEFECTIVE GOODS SHALL BE LIMITED TO A REFUND BY SELLER OR REPLACEMENT OF THE GOODS AT THE SELLER'S OPTION, AND SHALL IN NO EVENT INCLUDE DAMAGES OF ANY KIND, WHETHER INCIDENTAL, CONSEQUENTIAL OR OTHERWISE.

NO GOODS ACCEPTED FOR RETURN WITHOUT PRIOR APPROVAL.

Seller shall have the right to inspect any goods claimed to be defective at Buyer's place of business or require Buyer to return the goods to Seller for inspection on Seller's premises. Transportation charges covering returned goods will be borne by Seller only if such goods are proven to be defective, are covered by this warranty and are returned within the warranty period stated above.

tennsco Deluxe Storage Cabinets

For over 40 years, Tennsco *Deluxe Storage Cabinets* have set the standard for quality, convenience and performance. Heavy gauge steel throughout and 16-gauge doorframe construction, combined with up to four knuckle hinges, make these the most rugged storage cabinet of their kind. Louvers provide ventilation to reduce stagnation and fumes build-up. Two adjustable levelers compensate for uneven floors, allowing doors to hang squarely and close properly. Deluxe Cabinets can be used anywhere and stand up to a lifetime of heavy use, making them the best value for your money.

Please Note

Standard Colors: Black, Light Grey, Medium Grey, Champagne/Putty, Sand

QuickShip Colors: Black*, Light Grey, Medium Grey, Champagne/Putty, Sand

* Not available for RH Cabinets.



Storage Cabinet



Wardrobe Cabinet



Combination Cabinet



Counter Height Cabinet

Deluxe Handles

Two brushed chrome handles, with one that locks both doors, makes opening and closing of the doors easy.

Optional Recessed Handle

Optional recessed handle for Deluxe Storage Cabinets offers easy access without obstructions protruding into narrow aisle ways.

Caster Kit

Add mobility to Deluxe cabinets. Perfect for offices and other areas where materials need to be secured yet accessible to workers at different locations. Adds 6 $\frac{3}{4}$ " to cabinet height.

Adjustable Levelers & Knuckle Hinges

Two adjustable levelers compensate for uneven floors. For your most demanding storage applications. Deluxe cabinets use up to four knuckle hinges on each door to maintain door alignment on taller units.

* "RH" suffix indicates recessed handle.

** "KD" indicates unassembled unit; "WSU" indicates welded, set-up unit; "SU" indicates preassembled unit.

† Shelves are packed 1 per carton.

‡ Counter top extends $\frac{1}{2}$ " past front of unit.

†† Not with use with a recessed handle

National Motor Freight classification:
Set Up Class 125, KD Class 70

| Cat. No.* | No. of Openings | W | D | H | Type** | Wt. | List Price |
|--|-----------------|----|----|-----------------|--------|------|-----------------|
| Storage Cabinets | | | | | | | |
| 1870 • | 5 | 36 | 18 | 78 | KD | 154 | \$470.00 |
| 1870RH • | 5 | 36 | 18 | 78 | KD | 154 | 480.00 |
| 2470 • | 5 | 36 | 24 | 78 | KD | 183 | 528.00 |
| 2470RH • | 5 | 36 | 24 | 78 | KD | 183 | 538.00 |
| 7818 • | 5 | 36 | 18 | 78 | WSU | 154 | 540.00 |
| 7818RH | 5 | 36 | 18 | 78 | WSU | 154 | 550.00 |
| 7824 • | 5 | 36 | 24 | 78 | WSU | 178 | 611.00 |
| 7824RH | 5 | 36 | 24 | 78 | WSU | 178 | 621.00 |
| Extra Shelves | | | | | | | |
| 301† • | | 36 | 18 | $\frac{3}{4}$ | | 8.3 | 21.00 |
| 302† • | | 36 | 24 | $\frac{3}{4}$ | | 11.7 | 29.00 |
| Wardrobe Cabinets | | | | | | | |
| 1871 • | 2 | 36 | 18 | 78 | KD | 140 | 420.00 |
| 2471 • | 2 | 36 | 24 | 78 | KD | 155 | 460.00 |
| 7818W • | 2 | 36 | 18 | 78 | WSU | 139 | 495.00 |
| 7824W • | 2 | 36 | 24 | 78 | WSU | 158 | 557.00 |
| Extra Shelves | | | | | | | |
| 301† • | | 36 | 18 | $\frac{3}{4}$ | | 8.3 | 21.00 |
| 302† • | | 36 | 24 | $\frac{3}{4}$ | | 11.7 | 29.00 |
| Combination Cabinets | | | | | | | |
| 1872 • | 7 | 36 | 18 | 78 | KD | 152 | 492.00 |
| 2472 • | 7 | 36 | 24 | 78 | KD | 181 | 546.00 |
| 7814 • | 7 | 36 | 18 | 78 | WSU | 160 | 593.00 |
| 7820 • | 7 | 36 | 24 | 78 | WSU | 192 | 655.00 |
| Extra Shelves | | | | | | | |
| 304† • | | 18 | 18 | $\frac{3}{4}$ | | 4 | 13.10 |
| 305† • | | 18 | 24 | $\frac{3}{4}$ | | 5.8 | 15.70 |
| Counter Height Cabinets | | | | | | | |
| 1842‡ • | 3 | 36 | 18 | 42 | KD | 90 | 334.00 |
| 2442‡ • | 3 | 36 | 24 | 42 | KD | 103 | 364.00 |
| 1842SU‡ • | 3 | 36 | 18 | 42 | SU | 90 | 384.00 |
| 2442SU‡ • | 3 | 36 | 24 | 42 | SU | 103 | 460.00 |
| Extra Shelves | | | | | | | |
| 301† • | | 36 | 18 | $\frac{3}{4}$ | | 8.3 | 21.00 |
| 302† • | | 36 | 24 | $\frac{3}{4}$ | | 11.7 | 29.00 |
| Caster Kit for Storage Cabinets | | | | | | | |
| CK18 • | | 36 | 18 | 6 $\frac{3}{4}$ | | 21 | 103.00 |
| CK24 • | | 36 | 24 | 6 $\frac{3}{4}$ | | 22 | 107.00 |
| Padlock Hasp†† | | | | | | | |
| PLA†† | | | | | | 1 | 6.20 |

tennsco Standard Storage Cabinets

Looking for value on storage cabinets? Tennsco *Standard Series Cabinets* are the perfect choice for office or industrial applications. The Standard Series offers many of the same features of the Deluxe Cabinet (page 4) including heavy-duty construction, 3-point door locking mechanism, raised bottom and built-in shelf support tabs. Choose from five different models in either assembled or ready-to-assemble versions.



Storage Cabinet



Wardrobe Cabinet



Combination Cabinet



Desk Height Cabinet




Counter Height Cabinet

Please Note

Standard Colors: Black, Light Grey, Medium Grey, Champagne/Putty, Sand

QuickShip Colors: Black*, Light Grey, Medium Grey, Champagne/Putty, Sand

* Not available for RH Cabinets.



Standard Handle

Good looking polished chrome handle with lock activates the cabinet's three-point locking system.



Optional Recessed Handle

Optional recessed handle for Standard Storage Cabinets offers easy access without obstructions protruding into narrow aisle ways.



Caster Kit

Add mobility to Standard cabinets. Perfect for offices and other areas where materials need to be secured yet accessible to workers at different locations. Adds 6¾" to cabinet height.

| Cat. No.* | Openings | W | D | H | Type** | Wt. | List Price |
|--|----------|----|----|----|--------|------|-----------------|
| Storage Cabinets | | | | | | | |
| 1470 ● | 5 | 36 | 18 | 72 | KD | 113 | \$363.00 |
| 1470RH ● | 5 | 36 | 18 | 72 | KD | 113 | 383.00 |
| 1480 ● | 5 | 36 | 24 | 72 | KD | 136 | 426.00 |
| 1480RH ● | 5 | 36 | 24 | 72 | KD | 136 | 446.00 |
| 7218 ● | 5 | 36 | 18 | 72 | WSU | 121 | 415.00 |
| 7218RH ● | 5 | 36 | 18 | 72 | WSU | 121 | 435.00 |
| 7224RH ● | 5 | 36 | 24 | 72 | WSU | 143 | 513.00 |
| 7224 ● | 5 | 36 | 24 | 72 | WSU | 143 | 493.00 |
| Extra Shelves | | | | | | | |
| 301 ● *** | | 36 | 18 | ¾ | | 8.3 | 21.00 |
| 302 ● *** | | 36 | 24 | ¾ | | 11.7 | 29.00 |
| Wardrobe Cabinets | | | | | | | |
| 1471 ● | 2 | 36 | 18 | 72 | KD | 99 | 325.00 |
| 7114 ● | 2 | 36 | 18 | 72 | WSU | 101 | 396.00 |
| Extra Shelves | | | | | | | |
| 301 ● *** | | 36 | 18 | ¾ | | 8.3 | 21.00 |
| Combination Cabinets | | | | | | | |
| 1472 ● | 7 | 36 | 18 | 72 | KD | 112 | 379.00 |
| 1482 ● | 7 | 36 | 24 | 72 | KD | 149 | 432.00 |
| 7214 ● | 7 | 36 | 18 | 72 | WSU | 125 | 456.00 |
| 7220 ● | 7 | 36 | 24 | 72 | WSU | 148 | 524.00 |
| Extra Shelves | | | | | | | |
| 304 ● *** | | 18 | 18 | ¾ | | 4 | 13.10 |
| 305 ● *** | | 18 | 24 | ¾ | | 5.8 | 15.70 |
| Counter Height Cabinets | | | | | | | |
| 1442† ● | 3 | 36 | 18 | 42 | KD | 69 | 247.00 |
| 4218 ● | 3 | 36 | 18 | 42 | WSU | 76 | 304.00 |
| Extra Shelves | | | | | | | |
| 301 ● *** | | 36 | 18 | ¾ | | 8.3 | 21.00 |
| Desk Height Cabinets | | | | | | | |
| 1430† ● | 2 | 36 | 18 | 30 | KD | 51 | 212.00 |
| 3018† ● | 2 | 36 | 18 | 30 | WSU | 58 | 274.00 |
| Extra Shelves | | | | | | | |
| 301 ● *** | | 36 | 18 | ¾ | | 8.3 | 21.00 |
| Caster Kit for Storage Cabinets | | | | | | | |
| CK18 ● | | 36 | 18 | 6¾ | | 21 | 103.00 |
| CK24 ● | | 36 | 24 | 6¾ | | 22 | 107.00 |

* "RH" suffix indicates recessed handle.

** "KD" indicates unassembled unit; "WSU" indicates welded, set-up unit; "SU" indicates preassembled unit.

*** Shelves are packed 1 per carton.

**** "DH" indicates two handles. One locking, one fixed.

† Countertop extends ½" past front of unit.

National Motor Freight classification:
Set Up Class 125, KD Class 70



Look for the red dot!

tennsco Jumbo Storage Cabinets


Need extra storage capacity for those “big” storage problems? Tennsco *Jumbo Storage Cabinets* are the perfect choice. This 48" wide cabinet provides 13 more cubic feet of storage than a 36" wide cabinet. Our specially engineered shelves utilize box formed construction to accommodate heavy loads. Even with the extra wide shelf span, they will support 400 lbs. per shelf! Each extra wide door rides on four heavy-duty leaf-hinges while a three-point locking system ensures secure storage for even the bulkiest materials. Integrated levelers keep the unit level on uneven floors. Available assembled or unassembled.

Please Note

Standard Colors: Black, Light Grey, Medium Grey, Champagne/Putty, Sand

QuickShip Colors: Black, Light Grey, Medium Grey, Champagne/ Putty, Sand

Jumbo Storage Cabinet



Deluxe Handles

Two brushed chrome handles, with one that locks both doors, makes opening and closing of the doors easy.



Caster Kit

Add mobility to Jumbo cabinets. Perfect for offices and other areas where materials need to be secured yet accessible to workers at different locations. Adds 6³/₄" to cabinet height.

Jumbo Combination Cabinet



Jumbo Storage Cabinet with Sliding Door



Sliding Door adds 3 1/2" to cabinet depth.

| Cat. No. | Openings | W | D | H | Type* | Wt. | List Price |
|---|----------|----|----|--------------------------------|-------|------|-------------------|
| Jumbo Storage Cabinets | | | | | | | |
| J1842A | 2 | 48 | 18 | 42 | KD | 113 | \$438.00 |
| J1878A ● | 5 | 48 | 18 | 78 | KD | 194 | 588.00 |
| J2478A ● | 5 | 48 | 24 | 78 | KD | 214 | 632.00 |
| J1830SU | 2 | 48 | 18 | 30 | SU | 103 | 507.00 |
| J1842SU ● | 2 | 48 | 18 | 42 | SU | 121 | 568.00 |
| J1878SU ● | 5 | 48 | 18 | 78 | SU | 200 | 769.00 |
| J2478SU ● | 5 | 48 | 24 | 78 | SU | 230 | 835.00 |
| Jumbo Storage Cabinets with Sliding Door | | | | | | | |
| JSD2478SU ● | 5 | 48 | 24 | 78 | SU | 258 | \$1,082.00 |
| Extra Shelves | | | | | | | |
| 306** ● | | 48 | 18 | 1 ⁵ / ₁₆ | | 11.6 | 34.00 |
| 307** ● | | 48 | 24 | 1 ⁵ / ₁₆ | | 14 | 39.00 |
| Caster Kit for Storage Cabinets | | | | | | | |
| CK-4824 ● | | 48 | 24 | 6 ³ / ₄ | | 24 | 115.00 |
| Jumbo Combination Cabinets | | | | | | | |
| J1878C | 5 | 48 | 18 | 78 | KD | 193 | 605.00 |
| J2478C | 5 | 48 | 24 | 78 | KD | 213 | 651.00 |
| Extra Shelves | | | | | | | |
| 306** ● | | 48 | 18 | 1 ⁵ / ₁₆ | | 11.6 | 34.00 |
| 307** ● | | 48 | 24 | 1 ⁵ / ₁₆ | | 14 | 39.00 |
| Pad Lock Hasp†† | | | | | | | |
| PLA†† | | | | | | 1.0 | 6.20 |

* "KD" indicates unassembled unit; "WSU" indicates welded, set-up unit; "SU" indicates preassembled unit.

** Shelves are packed 1 per carton.

†† Not with use with a recessed handle.

National Motor Freight classification:
Set Up Class 125, KD Class 70



Look for the red dot!

tennsco C-Thru Storage Cabinets

C-Thru Storage Cabinets are the perfect solution for viewing contents of cabinets without violating people's privacy in schools, industrial applications, airports, prisons and more where concealed belongings need to be scrutinized. You'll find the C-Thru option convenient for locating materials while meeting your security needs. Choose between Standard and Deluxe cabinets.

Please Note

Standard Colors: Black, Light Grey, Medium Grey, Champagne/Putty and Sand

QuickShip Colors: Black, Light Grey, Medium Grey, Champagne/Putty and Sand



C-Thru Storage Cabinet



C-Thru Combination Cabinet



C-Thru Wardrobe Cabinet



C-Thru Counter Height Cabinet

| Cat. No. | Grade | No. of Openings | W | D | H | Type* | Wt. | List Price |
|--------------------------------|----------|-----------------|----|----|----|-------|------|-----------------|
| Storage Cabinets | | | | | | | | |
| CVD1470 | Standard | 5 | 36 | 18 | 72 | KD | 113 | \$468.00 |
| CVD1480 | Standard | 5 | 36 | 24 | 72 | KD | 136 | 531.00 |
| CVD7218 | Standard | 5 | 36 | 18 | 72 | WSU | 129 | 520.00 |
| CVD7224 | Standard | 5 | 36 | 24 | 72 | WSU | 149 | 598.00 |
| CVD1870 | Deluxe | 5 | 36 | 18 | 78 | KD | 154 | 590.00 |
| CVD2470 | Deluxe | 5 | 36 | 24 | 78 | KD | 183 | 648.00 |
| CVD7818 | Deluxe | 5 | 36 | 18 | 78 | WSU | 162 | 660.00 |
| CVD7824 | Deluxe | 5 | 36 | 24 | 78 | WSU | 194 | 731.00 |
| Extra Shelves | | | | | | | | |
| 301 ● ** | | | 36 | 18 | ¾ | | 8.3 | 21.00 |
| 302 ● ** | | | 36 | 24 | ¾ | | 11.7 | 29.00 |
| Wardrobe Cabinets | | | | | | | | |
| CVD1471 | Standard | 2 | 36 | 18 | 72 | KD | 99 | 430.00 |
| CVD7114 | Standard | 2 | 36 | 18 | 72 | WSU | 111 | 501.00 |
| CVD1871 | Deluxe | 2 | 36 | 18 | 78 | KD | 140 | 540.00 |
| CVD2471 | Deluxe | 2 | 36 | 24 | 78 | KD | 155 | 580.00 |
| CVD7818W | Deluxe | 2 | 36 | 18 | 78 | WSU | 147 | 615.00 |
| CVD7824W | Deluxe | 2 | 36 | 24 | 78 | WSU | 164 | 677.00 |
| Extra Shelves | | | | | | | | |
| 301 ● ** | | | 36 | 18 | ¾ | | 8.3 | 21.00 |
| 302 ● ** | | | 36 | 24 | ¾ | | 11.7 | 29.00 |
| Combination Cabinets | | | | | | | | |
| CVD1472 | Standard | 7 | 36 | 18 | 72 | KD | 112 | 484.00 |
| CVD7214 | Standard | 7 | 36 | 18 | 72 | WSU | 132 | 561.00 |
| CVD7220 | Standard | 7 | 36 | 24 | 72 | WSU | 155 | 629.00 |
| CVD1872 | Deluxe | 7 | 36 | 18 | 78 | KD | 152 | 612.00 |
| CVD2472 | Deluxe | 7 | 36 | 24 | 78 | KD | 181 | 666.00 |
| CVD7814 | Deluxe | 7 | 36 | 18 | 78 | WSU | 160 | 713.00 |
| CVD7820 | Deluxe | 7 | 36 | 24 | 78 | WSU | 192 | 775.00 |
| Extra Shelves | | | | | | | | |
| 304 ● ** | | | 18 | 18 | ¾ | | 4 | 13.10 |
| 305 ● ** | | | 18 | 24 | ¾ | | 5.8 | 15.70 |
| Counter Height Cabinets | | | | | | | | |
| CVD1442 | Standard | 3 | 36 | 18 | 42 | KD | 69 | 327.00 |
| CVD4218 | Standard | 3 | 36 | 24 | 42 | WSU | 81 | 384.00 |
| CVD1842 | Deluxe | 3 | 36 | 18 | 42 | KD | 90 | 414.00 |
| CVD2442 | Deluxe | 3 | 36 | 24 | 42 | KD | 103 | 444.00 |
| Extra Shelves | | | | | | | | |
| 301 ● ** | | | 36 | 18 | ¾ | | 8.3 | 21.00 |
| 302 ● ** | | | 36 | 24 | ¾ | | 11.7 | 29.00 |

* "KD" indicates unassembled unit; "WSU" indicates welded, set-up unit.

** Shelves are packed 1 per carton.

‡ Counter top extends ½" past front of unit.

National Motor Freight classification: Set Up Class 125, KD Class 70

tennsco Specialty Cabinets

Combination Storage Cabinets with Rollout Lateral File Drawer. These popular 36" wide cabinets give you both: a rollout lateral file for hanging files and up to four adjustable shelves for that much needed workstation storage. For confidential materials, these cabinets offer secure access thanks to its key lock and locking bars that secure both doors. For added security the Lateral Drawer has a separate lock and key.

Bookcase/Storage Cabinet allows you to place valuable materials in the lower cabinet, which can be locked or place everyday materials at your fingertips using the upper shelves of the bookcase.

Please Note

Standard Colors: Black, Light Grey, Medium Grey, Champagne/Putty and Sand

QuickShip Colors: Black, Light Grey, Medium Grey, Champagne/Putty and Sand



Bookcase/Storage Cabinet
BCD 18-72



Storage Cabinet w/ Lateral Drawer
DWR-6618



Storage Cabinet w/ Lateral Drawer
DWR-4218



60" High Storage Cabinet



66" High Storage Cabinet



| Cat. No. | No. of Openings | Type* | W | D | H | Wt. | List Price |
|---|-----------------|-------|----|----|--------------------------------|------|-----------------|
| Combination Bookcase/Storage Cabinet | | | | | | | |
| BCD18-72 ● | 5 | WSU | 36 | 18 | 72 | 112 | \$462.00 |
| Storage Cabinets with Lateral Drawer | | | | | | | |
| DWR-4218** ● | 2 | WSU | 36 | 18 | 42 | 94 | 535.00 |
| DWR-6618** ● | 4 | WSU | 36 | 18 | 66 | 130 | 636.00 |
| DWR-7218-2 | 4 | WSU | 36 | 18 | 72 | 150 | 995.00 |
| Extra Shelves | | | | | | | |
| 301*** ● | | | 36 | 18 | 1 ⁵ / ₁₆ | 8.3 | 21.00 |
| 302*** ● | | | 36 | 24 | 1 ⁵ / ₁₆ | 11.7 | 29.00 |

| Cat. No. | No. of Openings | W | D | H | Wt. | List Price |
|----------------------------------|-----------------|----|----|-----|------|-----------------|
| 60" High Storage Cabinets | | | | | | |
| 6018DH | 5 | 36 | 18 | 60 | 107 | \$418.00 |
| 6024DH | 5 | 36 | 24 | 60 | 126 | 464.00 |
| Extra Shelves | | | | | | |
| 301 ● | Extra Shelf | 36 | 18 | 3/4 | 8.3 | 21.00 |
| 302 ● | Extra Shelf | 36 | 24 | 3/4 | 11.7 | 29.00 |

| Cat. No. | No. of Openings | W | D | H | Wt. | List Price |
|----------------------------------|-----------------|----|----|-----|------|-----------------|
| 66" High Storage Cabinets | | | | | | |
| 6618DH | 5 | 36 | 18 | 66 | 110 | \$444.00 |
| 6624DH | 5 | 36 | 24 | 66 | 130 | 504.00 |
| Extra Shelves | | | | | | |
| 301 ● | Extra Shelf | 36 | 18 | 3/4 | 8.3 | 21.00 |
| 302 ● | Extra Shelf | 36 | 24 | 3/4 | 11.7 | 29.00 |
| Combination Cabinet | | | | | | |
| 6620DH | 5 | 36 | 24 | 66 | 135 | \$521.00 |
| Extra Shelves | | | | | | |
| 304 ● | Extra Shelf | 18 | 18 | 3/4 | 4.0 | 13.10 |
| 305 ● | Extra Shelf | 18 | 24 | 3/4 | 5.8 | 15.70 |

* "KD" indicates unassembled unit; "WSU" indicates welded, set-up unit; "SU" indicates preassembled unit.

** Lateral drawers ship standard with file rods for side-to-side filing applications.

For front-to-back filing, drawers will accommodate two rows of letter-sized files only. This requires one pair of 15CRs (see pg. 14) per drawer sold separately.

*** Shelves are packed 1 per carton.

National Motor Freight classification:
Set Up Class 125, KD Class 70



Caster Kit

Add mobility to Jumbo cabinets. Perfect for offices and other areas where materials need to be secured yet accessible to workers at different locations. Adds 6³/₄" to cabinet height.

Caster Kit is not available for DWR units.

tennsco Specialty Cabinets

Our *Specialty Cabinets* combine alternative storage elements together to create unique cabinets design to fit the ever changing needs of business, healthcare, and manufacturing facilities. You'll enjoy all of the standard features of our cabinets including adjustable shelves, reinforced doors, recessed handles, raised bases, and three-point locking.

Please Note

Standard Colors: Black, Light Grey, Medium Grey, Champagne/Putty, Sand

78" High Storage Cabinet with Bin Boxes



72" High Perforated Storage Cabinet



72" High Laptop Charging Station



78" High Storage Cabinet with Bin Boxes

| Cat. No. | Bin Rails Included | W | D | H | Wt. | List Price |
|----------------------------------|--------------------|----|-----|-----|-----|-----------------|
| Cabinet with Solid Doors | | | | | | |
| 7818BC | 8 | 36 | 18 | 78 | 216 | \$873.00 |
| 7824BC | 8 | 36 | 24 | 78 | 240 | 917.00 |
| Cabinet with C-Thru Doors | | | | | | |
| CVD-7818BC | 8 | 36 | 18 | 78 | 225 | 993.00 |
| CVD-7824BC | 8 | 48 | 24 | 78 | 249 | 1,033.00 |
| Additional Bin Rails | | | | | | |
| CBR-36 | - | 36 | 1/2 | 1/2 | 2.0 | 10.00 |

Laptop Charging Stations

| Cat. No. | No. of Openings | W | D | H | Wt. | List Price |
|---|-----------------|----|----|-------------------|-----|-----------------|
| 42"H Cabinet with 16 Charging Stations | | | | | | |
| 4224-CMP | 17 | 36 | 24 | 42 | 97 | \$988.00 |
| 4224-CMPM (mobile) | 17 | 36 | 24 | 48 ^{3/4} | 118 | 1,082.00 |
| 72"H Cabinet with 32 Charging Stations | | | | | | |
| 7224-CMP | 33 | 36 | 24 | 72 | 282 | 1,852.00 |
| 7224-CMPM (mobile) | 33 | 36 | 24 | 78 ^{3/4} | 303 | 1,946.00 |

Cabinet with Perforated Doors

| Cat. No. | No. of Openings | W | D | H | Wt. | List Price |
|--|-----------------|----|----|----|-----|-----------------|
| Standard Cabinets with Perforated Doors | | | | | | |
| 7218-PD | 5 | 36 | 18 | 72 | 120 | \$435.00 |
| 7224-PD | 5 | 36 | 24 | 72 | 142 | 513.00 |
| Jumbo Cabinets with Perforated Doors | | | | | | |
| J1878SU-PD | 5 | 48 | 18 | 78 | 198 | 714.00 |
| J2478SU-PD | 5 | 48 | 24 | 78 | 228 | 768.00 |

tennsco Literature Sorters, 30-Drawer Organizers & Card Files

Tennsco offers three great options to organize and access company materials, a wide variety of non-traditional sized media and various items you need to store and file. Various sizes allow you to find a size that meets your needs, and all units are welded construction to assure you of outstanding value and years of use.

Please Note

Standard Colors: Black, Light Grey, Medium Grey, Champagne/Putty and Sand

QuickShip Colors: Black, Light Grey, Medium Grey, Champagne/Putty and Sand

Dividers in drawer organizer is available in black only.



Literature Sorters

| Cat. No. | W | D | H | Wt. | List Price |
|------------------------------|--------------------------------|--------------------------------|----|-----|-----------------|
| Letter Sized Openings | | | | | |
| 4075 • | 30 ⁵ / ₈ | 11 ⁵ / ₈ | 33 | 80 | \$382.00 |
| Legal Sized Openings | | | | | |
| 5075 • | 30 ⁵ / ₈ | 14 ⁵ / ₈ | 33 | 89 | 418.00 |
| Extra Shelves | | | | | |
| 4005 • Letter size | Pack of 5 | | | 6.4 | 17.80 |
| 5005 • Legal Size | Pack of 5 | | | 8.1 | 21.00 |

30-Drawer Organizers

| Cat. No. | W | D | H | Wt. | List Price |
|------------------------------|--------------------------------|--------------------------------|----|-----|-----------------|
| Letter Sized Openings | | | | | |
| 2085 • | 30 ⁵ / ₈ | 11 ⁵ / ₈ | 33 | 99 | \$525.00 |
| Legal Sized Openings | | | | | |
| 3085 • | 30 ⁵ / ₈ | 14 ⁵ / ₈ | 33 | 121 | 565.00 |
| Extra Dividers | | | | | |
| 30AD • Letter size | Pack of 30 | | | 6.7 | 46.00 |

6 Drawer*
CF-669

8 Drawer*
CF-846

7 Drawer*
CF-758



6 Drawer*
CF-646

5 Drawer*
CF-558

Card & Multimedia Storage

| Cat. No. | No. of Drawers | W | D | H | Wt. | List Price |
|----------|----------------|----|----|---------------------------------|-----|-------------------|
| CF-558 • | 5 | 19 | 28 | 40 ⁷ / ₁₆ | 165 | \$1,140.00 |
| CF-646 • | 6 | 15 | 28 | 40 ⁷ / ₁₆ | 170 | 1,169.00 |
| CF-669 • | 6 | 21 | 28 | 52 ³ / ₈ | 214 | 1,350.00 |
| CF-758 • | 7 | 19 | 28 | 52 ³ / ₈ | 220 | 1,417.00 |
| CF-846 • | 8 | 15 | 28 | 52 ³ / ₈ | 216 | 1,429.00 |

***Note: CF-558** Stores up to 27,200 5 x 8 cards. Stores up to 640 CDs (960 with center divider removed.) Stores up to 240 videotapes with cardboard sleeve or 210 with plastic case. Also stores 420 DVDs in standard movie case. **CF-646** Stores up to 32,600 3 x 5 or 4 x 6 cards. **CF-669** Stores up to 32,600 6 x 9 cards. Also ideal for videocassette tapes or DVDs with use of a second drawer divider. **CF-758** Stores up to 38,100 5 x 8 cards. Stores up to 336 videotapes with cardboard sleeve or 294 with plastic case. Also stores 588 DVDs in standard movie case. Stores up to 896 CDs (1344 with center divider removed.) **CF-846** Stores up to 43,400 3 x 5 or 4 x 6 cards.

National Motor Freight classification: Class 100

tennsco Bookcases

Tennsco offers three styles of bookcases depending on your needs: *Welded Bookcases*-you'll appreciate the cool, contemporary look of these cabinets. No exposed bolts offer a smooth front case design. *Bookcases and Case Style Files*-These bookcases offer the ultimate in flexibility and value. Shipped unassembled, they handle files, books—you name it! *Executive Bookcases* – Choose these bookcases for their refined, polished look. Sliding tempered safety glass doors protect materials from dust, while a safety lock prevents unauthorized access.

Please Note

Standard Colors: Black, Light Grey, Medium Grey, Champagne/Putty and Sand

QuickShip Colors: Black, Light Grey, Medium Grey*, Champagne/Putty and Sand

* Not available for Executive Bookcases or 18" Welded Bookcases.

Welded Bookcases



Optional adjustable book stops support materials when shelves are partially filled.

Smooth clean lines and adjustable shelves make this bookcase an office favorite.

* Mobile units available. Call factory for pricing.

National Motor Freight classification: Class 85

Bookcases & Case Style Files



Bookcases come standard with one adjustable divider per shelf.

Growing business? These bookcases expand by simply removing an end panel and attaching another unit.

National Motor Freight classification: Class 70

Executive Bookcases

Sleek radius edge top and lockable glass doors offer good looks and security.



National Motor Freight classification: Class 85

| Cat. No. | No. of Openings | W | D | H | Wt. | List Price |
|--------------------------------------|-----------------|--------------------------------|---------------------------------|--------------------------------|-----|-----------------|
| 13 1/2" Welded Bookcases | | | | | | |
| B-30 ● | 2 | 34½ | 13½ | 28 | 44 | \$147.00 |
| B-42 ● | 3 | 34½ | 13½ | 40 | 57 | 179.00 |
| B-53 ● | 4 | 34½ | 13½ | 52 | 75 | 226.00 |
| B-66 ● | 5 | 34½ | 13½ | 66 | 90 | 269.00 |
| B-78 ● | 6 | 34½ | 13½ | 78 | 105 | 309.00 |
| BC30-29 | 2 | 30 | 13½ | 29 | 40 | 158.00 |
| BC30-42 | 3 | 30 | 13½ | 42 | 45 | 201.00 |
| BC30-48 | 4 | 30 | 13½ | 48 | 47 | 233.00 |
| 18" Deep Welded Bookcases* | | | | | | |
| BC18-30 ● | 2 | 36 | 18 | 30 | 47 | 227.00 |
| BC18-42 ● | 3 | 36 | 18 | 42 | 60 | 266.00 |
| BC18-52 ● | 4 | 36 | 18 | 52 | 80 | 304.00 |
| BC18-72 ● | 5 | 36 | 18 | 72 | 98 | 368.00 |
| BC18-84 ● | 6 | 36 | 18 | 84 | 115 | 423.00 |
| Extra Shelf | | | | | | |
| B-345 ● (for 13 1/2" deep bookcases) | | 34 ³ / ₈ | 13½ | 7 ¹ / ₈ | 7.6 | 22.00 |
| BCS-18 (for 18" deep bookcases) | | 36 | 16 ⁵ / ₁₆ | 2 ⁵ / ₃₂ | 8.3 | 21.00 |
| Book Supports | | | | | | |
| BSN6 | | 4 ⁵ / ₈ | 1¾ | 6 | .6 | 5.40 |
| BSN9 | | 4 ⁵ / ₈ | 1¾ | 9 | 1.1 | 6.60 |

| Cat. No. | No. of Openings | W | D | H | Wt. | List Price | |
|-------------------------------|-----------------|-------------|----|-------------------------------|-----|-----------------|---------------|
| KD Bookcases- 12" Deep | | | | | | | |
| B-8400 ● | 7 | 38 | 12 | 84 | 160 | \$472.00 | |
| B-8401 ● | 7 | Add-on Unit | 38 | 12 | 84 | 138 | 427.00 |
| B-6000 ● | 5 | 38 | 12 | 60 | 119 | 375.00 | |
| B-6001 | 5 | Add-on Unit | 38 | 12 | 60 | 103 | 338.00 |
| B-4200 ● | 3 | 38 | 12 | 42 | 79 | 265.00 | |
| B-4201 | 3 | Add-on Unit | 38 | 12 | 42 | 68 | 246.00 |
| B-3000 ● | 2 | 38 | 12 | 30 | 57 | 225.00 | |
| B-3001 | 2 | Add-on Unit | 38 | 12 | 30 | 45 | 206.00 |
| Extra Shelf | | | | | | | |
| B-12 ● | | 36 | 12 | 7 ¹ / ₈ | 7.9 | 29.00 | |
| Shelf Divider | | | | | | | |
| B-1 ● | | 10 | 7 | | 1.2 | 3.20 | |

| Cat. No. | Description | W | D | H | Wt. | List Price |
|----------------------------|---------------------------|----|----|----|-----|-----------------|
| Executive Bookcases | | | | | | |
| 30" High | | | | | | |
| 330GL ● | With glass doors and lock | 36 | 15 | 30 | 78 | \$474.00 |
| 330 ● | Without glass doors | 36 | 15 | 30 | 60 | 324.00 |
| 42" High | | | | | | |
| 342GL ● | With glass doors and lock | 36 | 15 | 42 | 105 | 545.00 |
| 342 ● | Without glass doors | 36 | 15 | 42 | 78 | 357.00 |
| 52" High | | | | | | |
| 352GL ● | With glass doors and lock | 36 | 15 | 52 | 130 | 615.00 |
| 352 ● | Without glass doors | 36 | 15 | 52 | 95 | 403.00 |
| Extra Shelves | | | | | | |
| GBS-36+ ● | 2 Per Carton | | | | 9.9 | 29.00 |

+ Packed 2 per carton, priced each.

tennsco Vertical Files

Tennsco *Vertical Files* are as attractive as they are dependable. Choose from 2, 3, 4, and 5 drawer models in 28" depth in either letter or legal widths. Every Tennsco file features a powder painted finish so your file is more resistant to scratching and maintains its good looks for years to come.

Please Note

Standard Colors: Black, Light Grey, Medium Grey, Champagne/Putty and Sand



2-Drawer



3-Drawer



4-Drawer



5-Drawer



Vertical Files

| Cat. No. | Description | W | D | H | Wt. | List Price |
|-----------------------------------|-----------------------|----------------------------------|----|----------------------------------|-----|-----------------|
| Two Drawer Vertical File | | | | | | |
| V282-MF | Letter Size, 2 Drawer | 14 ¹⁵ / ₁₆ | 28 | 26 ¹⁵ / ₁₆ | 80 | \$479.00 |
| V282C-MF | Legal Size, 2 Drawer | 17 ¹⁵ / ₁₆ | 28 | 26 ¹⁵ / ₁₆ | 86 | 509.00 |
| Three Drawer Vertical File | | | | | | |
| V283-MF | Letter Size, 3 Drawer | 14 ¹⁵ / ₁₆ | 28 | 38 ³ / ₄ | 113 | 608.00 |
| V283C-MF | Legal Size, 3 Drawer | 17 ¹⁵ / ₁₆ | 28 | 38 ³ / ₄ | 120 | 637.00 |
| Four Drawer Vertical File | | | | | | |
| V284-MF | Letter Size, 4 Drawer | 14 ¹⁵ / ₁₆ | 28 | 50 ⁹ / ₁₆ | 144 | 736.00 |
| V284C-MF | Legal Size, 4 Drawer | 17 ¹⁵ / ₁₆ | 28 | 50 ⁹ / ₁₆ | 154 | 768.00 |
| Five Drawer Vertical File | | | | | | |
| V285-MF | Letter Size, 5 Drawer | 14 ¹⁵ / ₁₆ | 28 | 62 ³ / ₈ | 176 | 856.00 |
| V285C-MF | Legal Size, 5 Drawer | 17 ¹⁵ / ₁₆ | 28 | 62 ³ / ₈ | 187 | 899.00 |



Superior Drawer Suspensions

Drawers operate quietly and effortlessly with the help of a three-member, telescoping, steel ball bearing suspension system which allows each drawer to be completely extended for total access. Standard inner lock keeps more than one drawer from opening at one time.



Neat, Easy Filing

With full height sides that are ready to accept hanging folders and a durable, movable plastic partition, there is no need for file frames that may be lost or misplaced.

tennsco Lateral Files

Office space a little cramped? Tennsco *Lateral Files* offer substantial space savings and more efficient access to your most-used files. Their solid construction and contemporary good looks make these files a solid value for most office filing applications. A standard, single "master" lock controls all drawers and doors while drawers easily slide out on full progressive, lifetime warranted ball bearing suspensions. Files come standard with hanging folder rods for filing Pendaflex folders (side-to-side). Order optional cross rods for front-to-back filing.

Please Note

Standard Colors: Black, Light Grey, Medium Grey, Champagne/Putty and Sand

QuickShip Colors: Black, Champagne/Putty

6-Drawer



5-Drawer



4-Drawer



3-Drawer



2-Drawer



| Cat. No.* | Product Description | W | D | H | Wt. | Cubic Feet | List Price |
|--|-----------------------------|----|----------------------------------|---------------------------------|-----|------------|-----------------|
| Two Drawer Lateral File | | | | | | | |
| LPL3024L20 | 30" File | 30 | 17 ¹⁵ / ₁₆ | 27 ⁹ / ₁₆ | 97 | 9.62 | \$627.00 |
| LPL3024L21 | 30" File | 30 | 17 ¹⁵ / ₁₆ | 27 ⁹ / ₁₆ | 101 | 9.62 | 713.00 |
| LPL3624L20 ● | 36" File | 36 | 17 ¹⁵ / ₁₆ | 27 ⁹ / ₁₆ | 108 | 12 | 644.00 |
| LPL3624L21 ● | 36" File | 36 | 17 ¹⁵ / ₁₆ | 27 ⁹ / ₁₆ | 112 | 12 | 729.00 |
| LPL4224L20 | 42" File | 42 | 17 ¹⁵ / ₁₆ | 27 ⁹ / ₁₆ | 120 | 14.76 | 679.00 |
| LPL4224L21 ● | 42" File | 42 | 17 ¹⁵ / ₁₆ | 27 ⁹ / ₁₆ | 124 | 14.76 | 765.00 |
| Three Drawer Lateral File | | | | | | | |
| LPL3036L30 | 30" File | 30 | 17 ¹⁵ / ₁₆ | 39 ³ / ₈ | 131 | 14.07 | 815.00 |
| LPL3036L31 | 30" File | 30 | 17 ¹⁵ / ₁₆ | 39 ³ / ₈ | 136 | 14.07 | 947.00 |
| LPL3636L30 ● | 36" File | 36 | 17 ¹⁵ / ₁₆ | 39 ³ / ₈ | 145 | 16.71 | 840.00 |
| LPL3636L31 | 36" File | 36 | 17 ¹⁵ / ₁₆ | 39 ³ / ₈ | 151 | 16.71 | 971.00 |
| LPL4236L30 ● | 42" File | 42 | 17 ¹⁵ / ₁₆ | 39 ³ / ₈ | 160 | 19.86 | 889.00 |
| LPL4236L31 | 42" File | 42 | 17 ¹⁵ / ₁₆ | 39 ³ / ₈ | 166 | 19.86 | 1,020.00 |
| Four Drawer Lateral File | | | | | | | |
| LPL3048L40 | 30" File | 30 | 17 ¹⁵ / ₁₆ | 51 ¹ / ₄ | 167 | 18.51 | 998.00 |
| LPL3048L41 | 30" File | 30 | 17 ¹⁵ / ₁₆ | 51 ¹ / ₄ | 174 | 18.51 | 1,169.00 |
| LPL3648L40 ● | 36" File | 36 | 17 ¹⁵ / ₁₆ | 51 ¹ / ₄ | 184 | 23.99 | 1,028.00 |
| LPL3648L41 ● | 36" File | 36 | 17 ¹⁵ / ₁₆ | 51 ¹ / ₄ | 192 | 23.99 | 1,199.00 |
| LPL4248L40 ● | 42" File | 42 | 17 ¹⁵ / ₁₆ | 51 ¹ / ₄ | 206 | 26.99 | 1,089.00 |
| LPL4248L41 ● | 42" File | 42 | 17 ¹⁵ / ₁₆ | 51 ¹ / ₄ | 215 | 26.99 | 1,259.00 |
| Five Drawer Lateral File | | | | | | | |
| LPL3060L50 | 30" File | 30 | 17 ¹⁵ / ₁₆ | 65 | 205 | 24.07 | 1,255.00 |
| LPL3060L51 | 30" File | 30 | 17 ¹⁵ / ₁₆ | 65 | 213 | 24.07 | 1,427.00 |
| LPL3660L50 ● | 36" File | 36 | 17 ¹⁵ / ₁₆ | 65 | 227 | 28.58 | 1,282.00 |
| LPL3660L51 ● | 36" File | 36 | 17 ¹⁵ / ₁₆ | 65 | 239 | 28.58 | 1,466.00 |
| LPL4260L50 ● | 42" File | 42 | 17 ¹⁵ / ₁₆ | 65 | 262 | 33.10 | 1,357.00 |
| LPL4260L51 ● | 42" File | 42 | 17 ¹⁵ / ₁₆ | 65 | 270 | 33.10 | 1,541.00 |
| Six Drawer Lateral File (top two drawers are retractable doors) | | | | | | | |
| LPL3672L60 | 36" File, Combination Unit* | 36 | 17 ¹⁵ / ₁₆ | 76 ⁷ / ₈ | 270 | 33.20 | 1,517.00 |
| LPL3672L61 | 36" File, Retractable Doors | 36 | 17 ¹⁵ / ₁₆ | 76 ⁷ / ₈ | 286 | 33.20 | 1,735.00 |
| LPL4272L60 | 42" File, Combination Unit* | 42 | 17 ¹⁵ / ₁₆ | 76 ⁷ / ₈ | 293 | 39.20 | 1,622.00 |
| LPL4272L61 | 42" File, Retractable Doors | 42 | 17 ¹⁵ / ₁₆ | 76 ⁷ / ₈ | 302 | 39.20 | 1,842.00 |



Posting Shelf**

Optional hideaway posting shelf provides a handy place to make notes or put down materials while you look for files in a five-drawer unit.



Retractable Door

Spring assisted doors automatically retract with the slightest touch to keep aisle clear and give you complete access to your files.



Look for the red dot!

* L_0 Fixed Drawer Fronts; L_1 Retractable Doors; L50 Combination - four solid front doors on bottom openings/retractable door with roll-out drawer on top opening.

** For posting shelf unit add a "P" suffix (ex. LPL4260L51P) to the catalog number and add \$85.00 to the list price. (Available on 5 drawer files only.)

For counter weights add a "W" suffix (ex. LPL4224L20W) to the catalog number and add \$55.00 on 2-Drawer 30" wide shelving, \$65.00 on 2-Drawer 36" wide shelving, and \$75.00 on 2-Drawer 42" wide shelving list prices.

For counter weights add a "W" suffix (ex. LPL4248L40W) to the catalog number and add \$31.00 on 3, 4, 5-Drawer 30" wide shelving, \$36.00 on 3, 4, 5-Drawer 36" wide shelving, and \$41.00 on 3, 4, 5-Drawer 42" wide shelving list prices.

tennsco Overfiles & Lateral File Accessories

Need filing equipment that can stand up to heavy-duty use? Every Tennsco file features a powder paint finish so your file is more resistant to scratching, maintaining its good looks for years to come.

Please Note

Standard Colors: Black, Light Grey, Medium Grey, Champagne/Putty and Sand

QuickShip Color: Black. Laminate top is available in Mahogany, Oak and Walnut.

Overfiles

Increase your storage capacity by turning unused space above lateral files into productive space. Sliding doors offer easy access while keeping the office environment neat.

(L3620F shown)

| Cat. No. | Product Description | W | D | H | Wt. | List Price |
|---------------------|-----------------------|----|----|--------------------------------|-----|-----------------|
| Single Level | | | | | | |
| L301OF | Single Level Overfile | 30 | 18 | 18 ¹ / ₄ | 47 | \$507.00 |
| L361OF | Single Level Overfile | 36 | 18 | 18 ¹ / ₄ | 55 | 520.00 |
| L421OF | Single Level Overfile | 42 | 18 | 18 ¹ / ₄ | 61 | 540.00 |
| Double Level | | | | | | |
| L302OF | Double Level Overfile | 30 | 18 | 27 ¹ / ₂ | 63 | 491.00 |
| L362OF | Double Level Overfile | 36 | 18 | 27 ¹ / ₂ | 76 | 509.00 |
| L422OF | Double Level Overfile | 42 | 18 | 27 ¹ / ₂ | 89 | 538.00 |

Lateral File Accessories*

| Cat. No. | Product Description | W | D | H | Wt. | List Price |
|-------------------------------------|---------------------|--------------------------------|--------------------------------|--------------------------------|-----|---------------|
| Cross Rods | | | | | | |
| 15CR • | Cross Rods (Pair)** | 15 ³ / ₄ | 1 ⁷ / ₁₆ | 7 ⁷ / ₈ | 1 | \$8.00 |
| Dividers | | | | | | |
| 5AD • | Dividers | - | 13 ¹ / ₂ | 6 ³ / ₁₆ | 0.7 | 4.00 |
| Counterweights | | | | | | |
| For 2-Drawer Files | | | | | | |
| T30CW-4 | 30" Counterweight | 20 ⁵ / ₈ | - | 10 ¹ / ₂ | 34 | 70.00 |
| T36CW-4 | 36" Counterweight | 34 ⁵ / ₈ | - | 10 ¹ / ₂ | 41 | 83.00 |
| T42CW-4 | 42" Counterweight | 40 ⁵ / ₈ | - | 10 ¹ / ₂ | 47 | 97.00 |
| For 3, 4 and 5-Drawer Files | | | | | | |
| T30CW-2 | 30" Counterweight | 20 ⁵ / ₈ | - | 10 ¹ / ₂ | 17 | 38.00 |
| T36CW-2 | 36" Counterweight | 34 ⁵ / ₈ | - | 10 ¹ / ₂ | 20 | 44.00 |
| T42CW-2 | 42" Counterweight | 40 ⁵ / ₈ | - | 10 ¹ / ₂ | 24 | 51.00 |
| Laminate Tops | | | | | | |
| T1830 | 30" Laminate Top | 30 | 18 | 1 | 17 | 137.00 |
| T1836 • | 36" Laminate Top | 36 | 18 | 1 | 23 | 169.00 |
| T1842 • | 42" Laminate Top | 42 | 18 | 1 | 26 | 210.00 |
| Extra Long Pull Label Holder | | | | | | |
| TLPLH | | 4 | - | 1 ⁵ / ₁₆ | 0.1 | 1.10 |

* Available in black only.
** Use 1 pair per drawer.



Divider

5AD



Cross Rods

15CR



Look for the red dot!

National Motor Freight classification: Class 100



Laminate Tops

Self-edged laminate tops add another work surface to your office and are available in sizes to top off any file. Available in Oak, Walnut and Mahogany laminates.

tennsco Imperial Open Shelf Filing & HIPAA Compliant Doors

Imperial Shelving, the most economical method to file end-tab file folders, keeps materials upright while making files more visible, especially when using a color-coding system. Clear opening height of 11 1/4". All units have closed end panels. Each shelf comes with 5 adjustable dividers and plastic feet to protect carpet or floor.

Please Note

Standard Color: Sand

QuickShip Color: Sand

- Assembly required.

- Assembly required.



Imperial Shelving

National Motor Freight classification: Class 70

| Cat. No. | No. of Openings | W | D | H | Wt. | List Price |
|-----------------------------------|-----------------|----|----|-----|------|------------|
| Single Entry Starter Units | | | | | | |
| 1276PC • | 6 | 36 | 12 | 76 | 117 | \$368.00 |
| 127648PC • | 6 | 48 | 12 | 76 | 140 | 433.00 |
| 1576PC • | 6 | 36 | 15 | 76 | 125 | 398.00 |
| 1288PC • | 7 | 36 | 12 | 88 | 133 | 420.00 |
| 128848PC • | 7 | 48 | 12 | 88 | 156 | 490.00 |
| 1588PC • | 7 | 36 | 15 | 88 | 145 | 454.00 |
| Double Entry Starter Units | | | | | | |
| 2476PC • | 6 | 36 | 24 | 76 | 199 | 663.00 |
| 247648PC • | 6 | 48 | 24 | 76 | 247 | 793.00 |
| 2488PC • | 7 | 36 | 24 | 88 | 229 | 754.00 |
| 248848PC • | 7 | 48 | 24 | 88 | 286 | 908.00 |
| 3076PC • | 6 | 36 | 30 | 76 | 220 | 724.00 |
| 3088PC • | 7 | 36 | 30 | 88 | 256 | 812.00 |
| Reference Shelf | | | | | | |
| RSMB-12 | | 30 | 12 | 5/8 | 9.3 | 46.00 |
| RSMB-15 | | 30 | 15 | 5/8 | 9.7 | 47.00 |
| RSMB-24 | | 30 | 24 | 5/8 | 10.8 | 51.00 |
| RSMB-30 | | 30 | 30 | 5/8 | 11.6 | 53.00 |

| Cat. No. | No. of Openings | W | D | H | Wt. | List Price |
|----------------------------------|-----------------|----|----|----|------|------------|
| Single Entry Add-On Units | | | | | | |
| 1276AC • | 6 | 36 | 12 | 76 | 108 | \$332.00 |
| 127648AC • | 6 | 48 | 12 | 76 | 130 | 398.00 |
| 1576AC • | 6 | 36 | 15 | 76 | 114 | 362.00 |
| 1288AC • | 7 | 36 | 12 | 88 | 125 | 380.00 |
| 128848AC • | 7 | 48 | 12 | 88 | 147 | 450.00 |
| 1588AC • | 7 | 36 | 15 | 88 | 132 | 411.00 |
| Double Entry Add-On Units | | | | | | |
| 2476AC • | 6 | 36 | 24 | 76 | 177 | 615.00 |
| 247648AC • | 6 | 48 | 24 | 76 | 222 | 746.00 |
| 2488AC • | 7 | 36 | 24 | 88 | 203 | 700.00 |
| 248848AC • | 7 | 48 | 24 | 88 | 257 | 855.00 |
| 3076AC • | 6 | 36 | 30 | 76 | 205 | 719.00 |
| 3088AC • | 7 | 36 | 30 | 88 | 225 | 750.00 |
| Extra Shelf Kit | | | | | | |
| ISK-3612* • | Single Entry | | | | 13 | 40.00 |
| ISK-3615* • | Single Entry | | | | 14.1 | 44.00 |
| ISK-4812* • | Single Entry | | | | 18.8 | 52.00 |
| ISK-3624* • | Double Entry | | | | 24 | 71.00 |
| ISK-3630* • | Double Entry | | | | 25 | 77.00 |
| ISK-4824* • | Double Entry | | | | 30 | 89.00 |

* Includes: 2 shelf supports, 1 shelf, 1 backstop and 5 dividers.

NOTE: 12" & 24" Deep units are letter sized
15" & 30" Deep units are legal sized

NOTE: Drilling of 4 holes is required to add a reference shelf to a 48" wide unit.



Look for the red dot!



Reference Shelf

Provides a convenient pull-out work space anywhere. Reduces filing or storage space by 1".

Doors For Imperial Shelving*

Tennsco's Imperial Shelving, also offers a variety of doors that meet HIPAA (Health Insurance Portability and Accountability Act of 1996) healthcare privacy regulations for safeguarding personal health information.



Hinged Door Assembly

Use with 36" and 48" wide closed units. ***Requires spacer kit if using end tab file folders.



Sliding Door Assembly (Single)

Single sliding door offers lockable security* for 36" and 48" wide cabinets.



Rollup Door Assembly **

Metallic Silver locking tambour door secures* 36" and 48" wide units. Perfect for all medical environments.

| Cat. No. | W | D | H | Wt. | List Price |
|---|----|---|----|-----|------------|
| Hinged Doors for 76" High Units | | | | | |
| LTHD-3676RH • | 36 | - | 76 | 56 | \$377.00 |
| LTHD-4876RH | 48 | - | 76 | 81 | 584.00 |
| Hinged Doors for 88" High Units | | | | | |
| LTHD-3688RH • | 36 | - | 88 | 63 | 373.00 |
| LTHD-4888RH | 48 | - | 88 | 84 | 598.00 |
| ***Hinged Door Spacer Kit | | | | | |
| HDFK-76 | 36 | - | 76 | 12 | 100.00 |
| HDFK-88 | 36 | - | 88 | 13 | 113.00 |
| Sliding Doors for 76" High Units | | | | | |
| SD-3676-1 • | 36 | - | 76 | 103 | 839.00 |
| SD-4876-1 • | 48 | - | 76 | 138 | 884.00 |
| Sliding Doors for 88" High Units | | | | | |
| SD-3688-1 • | 36 | - | 88 | 120 | 882.00 |
| SD-4888-1 • | 48 | - | 88 | 160 | 927.00 |
| Tambour Doors for 76" High Units | | | | | |
| LTTD-3676 | 36 | - | 76 | 30 | 2,558.00 |
| LTTD-4876 | 48 | - | 76 | 42 | 2,924.00 |
| Tambour Doors for 88" High Units | | | | | |
| LTTD-3688 | 36 | - | 88 | 36 | 2,673.00 |
| LTTD-4888 | 48 | - | 88 | 48 | 3,069.00 |

* All doors come standard with lock, in compliance with (HIPAA) Health Insurance Portability and Accountability Act of 1996 regulations.

**Tambour Door is available in Silver only.

National Motor Freight classification: Class 70



Fixed Shelf & Lateral File Units

Fixed Shelf Files are sturdy welded units that do not have to be assembled and also offer an optional posting shelf for additional work surface. *Fixed Shelf Lateral Files* are available in Open and Closed Units. Open Units are perfect for color-coded filing systems, books, manuals etc. Use Closed Units when confidentiality, security or protection of materials is of paramount concern. Closed Units have individual retractable doors for each shelf level.



Please Note

Available in the following finishes:
Fixed Shelf Files & Fixed Shelf Lateral Files- Black, Light Grey, Medium Grey, Champagne/Putty and Sand.

QuickShip Colors:

Fixed Shelf Files- Black, Light Grey, Medium Grey Champagne/Putty and Sand.

Fixed Shelf Lateral Files- Champagne/Putty, Black, Light Grey, and Sand

Fixed Shelf File

| Cat. No. | Number of Openings | W | D | H | Wt. | List Price |
|------------------------|--------------------|--------------------------------|--------------------------------|-----------------------------|-----|-----------------|
| FSF-78 ● | 7 | 34 ¹ / ₂ | 13 ¹ / ₂ | 78 | 117 | \$513.00 |
| Reference Shelf | | | | | | |
| FSFRS-1 ● | | 30 | 12 | ¹ / ₂ | 8.6 | 46.00 |
| Extra Divider* | | | | | | |
| PD-1108 | | | 11 | 8 | .4 | 2.00 |

*Dividers available in black only

- Comes standard with four dividers per shelf level (dividers are black only)

National Motor Freight classification: Class 85

Fixed Shelf Lateral Files



| Cat. No. | Product Description | W | D | H | Wt. | List Price |
|---|----------------------------------|----|--------------------------------|--------------------------------|-----|-------------------|
| Closed Lateral File (Door Units) | | | | | | |
| FS351L ● | 5-Level Fixed Shelf Unit w/Doors | 36 | 16 ¹ / ₂ | 63 ¹ / ₂ | 180 | \$1,166.00 |
| FS361L ● | 6-Level Fixed Shelf Unit w/Doors | 36 | 16 ¹ / ₂ | 75 ¹ / ₄ | 218 | 1,344.00 |
| FS371L ● | 7-Level Fixed Shelf Unit w/Doors | 36 | 16 ¹ / ₂ | 87 | 242 | 1,473.00 |
| Open Lateral File | | | | | | |
| FS350 ● | 5-Level Fixed Shelf Unit | 36 | 16 ¹ / ₂ | 63 ¹ / ₂ | 124 | \$678.00 |
| FS360 ● | 6-Level Fixed Shelf Unit | 36 | 16 ¹ / ₂ | 75 ¹ / ₄ | 150 | 750.00 |
| FS370 ● | 7-Level Fixed Shelf Unit | 36 | 16 ¹ / ₂ | 87 | 175 | 819.00 |
| Extra Divider | | | | | | |
| FD1108 ● | | | 11 | 8 | .4 | \$2.00 |

National Motor Freight classification: Class 100

tennsco Add-A-Stack Shelving

Need more filing or floor space? *Add-A-Stack* is the modular filing system that expands as easily as adding another shelf. Thanks to its thin profile it reduces the height of each tier, allowing more within reaching height.



Please Note

Standard Colors: Bone White, Light Grey, Sand

QuickShip Colors: Light Grey, Sand



Look for the red dot!

Add-A-Stack Filing System

- Assembly required.

| Cat. No. | Remarks | Inside | | | Overall | | | Wt. | List Price |
|---|-----------------------|--------|----|-------------------------------|---------|---------------------------------|----|-----|----------------|
| | | W | D | H | W | D | H | | |
| Letter Sized 36" Wide Stackable Tier | | | | | | | | | |
| AS36L ● | With 4 fixed dividers | 35 | 13 | 9 ⁷ / ₈ | 36 | 13 ³ / ₁₆ | 10 | 20 | \$83.00 |
| Letter Sized 48" Wide Stackable Tier | | | | | | | | | |
| AS48L | With 6 fixed dividers | 47 | 13 | 9 ⁷ / ₈ | 48 | 13 ³ / ₁₆ | 10 | 23 | 109.00 |

| Cat. No. | Remarks | Base Size | | | Top Size | | | Wt. | List Price |
|---|----------------------|-----------|---------------------------------|---|----------|---------------------------------|---|-----|----------------|
| | | W | D | H | W | D | H | | |
| Letter Sized Base & Top Sets | | | | | | | | | |
| AS36LBT ● | 36"w, no levelers* | 36 | 13 ³ / ₁₆ | 1 | 36 | 13 ³ / ₁₆ | 1 | 18 | \$87.00 |
| AS36LBT-L ● | 36"w, with levelers* | 36 | 13 ³ / ₁₆ | 4 | 36 | 13 ³ / ₁₆ | 1 | 22 | 124.00 |
| AS48LBT | 48"w, no levelers* | 48 | 13 ³ / ₁₆ | 1 | 48 | 13 ³ / ₁₆ | 1 | 23 | 109.00 |
| AS48LBT-L | 48"w, with levelers* | 48 | 13 ³ / ₁₆ | 4 | 48 | 13 ³ / ₁₆ | 1 | 29 | 146.00 |

| Cat. No. | Remarks | Inside | | | Overall | | | Wt. | List Price |
|--|-----------------------|--------|----|-------------------------------|---------|---------------------------------|----|-----|----------------|
| | | W | D | H | W | D | H | | |
| Legal Sized 36" Wide Stackable Tier | | | | | | | | | |
| AS36G ● | With 4 fixed dividers | 35 | 16 | 9 ⁷ / ₈ | 36 | 16 ³ / ₁₆ | 10 | 25 | \$95.00 |
| Legal Sized 48" Wide Stackable Tier | | | | | | | | | |
| AS48G | With 6 fixed dividers | 47 | 16 | 9 ⁷ / ₈ | 48 | 16 ³ / ₁₆ | 10 | 28 | 126.00 |

| Cat. No. | Remarks | Base Size | | | Top Size | | | Wt. | List Price |
|--|----------------------|-----------|---------------------------------|---|----------|---------------------------------|---|-----|-----------------|
| | | W | D | H | W | D | H | | |
| Legal Sized Base & Top Sets | | | | | | | | | |
| AS36GBT ● | 36"w, no levelers* | 36 | 16 ³ / ₁₆ | 1 | 36 | 16 ³ / ₁₆ | 1 | 21 | \$105.00 |
| AS36GBT-L ● | 36"w, with levelers* | 36 | 16 ³ / ₁₆ | 4 | 36 | 16 ³ / ₁₆ | 1 | 27 | 131.00 |
| AS48GBT | 48"w, no levelers* | 48 | 16 ³ / ₁₆ | 1 | 48 | 16 ³ / ₁₆ | 1 | 27 | 120.00 |
| AS48GBT-L | 48"w, with levelers* | 48 | 16 ³ / ₁₆ | 4 | 48 | 16 ³ / ₁₆ | 1 | 34 | 161.00 |

| Cat. No. | Remarks | W | D | Wt. | List Price |
|----------|------------------------|----|---------------------------------|------|---------------|
| | | | | | |
| AS36LD | 36" wide locking door | 36 | 9 ¹¹ / ₁₆ | 7 | 142.00 |
| AS48PS | 48" wide posting shelf | 48 | 9 ¹¹ / ₁₆ | 13.3 | 128.00 |
| AS48LD | 48" wide locking door | 48 | 9 ¹¹ / ₁₆ | 8.2 | 170.00 |

| Cat. No. | Remarks | Inside | | | Overall | | | Wt. | List Price |
|--|-----------------------|--------|---|---|---------|----|--------------------------------|-----|-----------------|
| | | W | D | H | W | D | H | | |
| X-Ray Sized 36" Wide Stackable Tier | | | | | | | | | |
| AS36X ● | With 4 fixed dividers | - | - | - | 36 | 19 | 14 ⁷ / ₈ | 42 | \$166.00 |

| Cat. No. | Remarks | Base Size | | | Top Size | | | Wt. | List Price |
|--|----------------------|-----------|---|---|----------|---------------------------------|---|-----|-----------------|
| | | W | D | H | W | D | H | | |
| X-Ray Sized Base & Top Sets | | | | | | | | | |
| AS36XBT ● | 36"w, no levelers* | - | - | 1 | 36 | 19 ³ / ₁₆ | 1 | 24 | \$120.00 |
| AS36XBT-L ● | 36"w, with levelers* | - | - | 4 | 36 | 19 ³ / ₁₆ | 1 | 30 | 140.00 |

NOTE:

*Bases are available in either 1" height (without levelers) or 4" height (with levelers).

- All tops are 1" high.

- Tiers priced as each, packed 2 per box.



Stackable Tier



Base and Top Set. (1" Base, no levelers)



Base and Top Set. (4" Base with levelers)



Locking Door



Posting Shelf

National Motor Freight classification: Class 100

tennsco ESP & Regal Shelving

Organization is the key to productivity. Now, Tennsco organizes both your front and back office to keep offices running smoothly. Tennsco's multipurpose *ESP Shelving* is ideal for storage applications in office stockrooms and throughout your plant. Everything you need shipped in one box. *Regal Shelving* components snap together with steel shoulder rivets for added rigidity. This added strength makes Regal Shelving sturdy enough for any storage application, while the wood grain laminate shelves make it attractive enough for the front office.

Please Note

Standard Color: Medium Grey

QuickShip Color: Medium Grey

ESP Shelving



Flanged For Extra Support

ESP Shelves use multiple-bend flanges with lapped and welded corners. The design permits loads up to 250 lbs. per shelf.

- Assembly required.

| Cat. No. | Openings | W | D | H | Wt. | List Price |
|--|----------|----|----|----|------|-----------------|
| ESP-1236 ● | 4 | 36 | 12 | 75 | 48 | \$140.00 |
| ESP-1836 ● | 4 | 36 | 18 | 75 | 61 | 172.00 |
| ESP-2436 ● | 4 | 36 | 24 | 75 | 73 | 199.00 |
| ESP-6-1236 ● | 5 | 36 | 12 | 75 | 53 | 148.00 |
| ESP-6-1836 ● | 5 | 36 | 18 | 75 | 68 | 183.00 |
| ESP-6-2436 ● | 5 | 36 | 24 | 75 | 77 | 216.00 |
| Extra Shelves | | | | | | |
| Packaged 2 shelves per carton, priced per shelf. | | | | | | |
| ES-12 ● | | 36 | 12 | 1 | 6.0 | 18.60 |
| ES-18 ● | | 36 | 18 | 1 | 8.2 | 23.00 |
| ES-24 ● | | 36 | 24 | 1 | 10.8 | 27.00 |

Regal Shelving



Please Note

Standard Color: Sand

QuickShip Color: Sand

- Assembly required.

| Cat. No. | Number of Openings | W | D | H | Wt. | List Price |
|----------------------|--------------------|----|----|----|-----|-----------------|
| Starter Units | | | | | | |
| RGL-1236S ● | 5 | 36 | 12 | 76 | 85 | \$196.00 |
| RGL-1536S ● | 5 | 36 | 15 | 76 | 99 | 208.00 |
| RGL-1836S ● | 5 | 36 | 18 | 76 | 104 | 230.00 |
| Add-On Units | | | | | | |
| RGL-1236A ● | 5 | 36 | 12 | 76 | 80 | 162.00 |
| RGL-1536A ● | 5 | 36 | 15 | 76 | 94 | 173.00 |
| RGL-1836A ● | 5 | 36 | 18 | 76 | 100 | 195.00 |

National Motor Freight classification: Class 70

tennsco Z-Line Shelving/Low Profile

When it comes to value without compromising performance, you're talking about *Z-Line*. Its versatile array of components means it fits all your storage needs. Combine an interlocking keyhole design for fast, boltless installation without clips, gussets or sway bars and you've got a shelving system designed for your specific needs. *Z-Line Low Profile Shelving* maximizes shelf openings in light to medium duty support applications.

Please Note

Standard Colors: Light Grey, Medium Grey, Sand

QuickShip Colors: Medium Grey and Sand



NOTE: Products are shown with one additional shelf level.

Low Profile Shelving With Particle Board Shelving

Z-Line Add-On Shelving

- Assembly required.

| Unit Size | | | Cap.* | Starter Units | | List Price | Adder Units | | List Price | Extra Shelf Levels | | List Price |
|-----------|----|----|-------|---------------|-----|------------|--------------|-----|------------|--------------------|------|------------|
| W | D | H | | Cat.No. | Wt. | | Cat.No. | Wt. | | Cat.No. | Wt. | |
| 36 | 12 | 84 | 600 | ZA7-3612S-4D | 65 | \$136.00 | ZA7-3612A-4D | 63 | \$128.00 | ZAES-3612D | 10.9 | \$16.10 |
| 36 | 18 | 84 | 600 | ZA7-3618S-4D | 83 | 152.00 | ZA7-3618A-4D | 80 | 142.00 | ZAES-3618D | 14.7 | 18.90 |
| 36 | 24 | 84 | 600 | ZA7-3624S-4D | 99 | 165.00 | ZA7-3624A-4D | 95 | 154.00 | ZAES-3624D | 18.4 | 22.00 |
| 36 | 36 | 84 | 600 | ZA7-3636S-4D | 136 | 207.00 | ZA7-3636A-4D | 135 | 206.00 | ZAES-3636D | 29 | 38.00 |
| 42 | 12 | 84 | 550 | ZA7-4212S-4D | 73 | 150.00 | ZA7-4212A-4D | 71 | 141.00 | ZAES-4212D | 12.8 | 19.40 |
| 42 | 18 | 84 | 550 | ZA7-4218S-4D | 93 | 164.00 | ZA7-4218A-4D | 89 | 153.00 | ZAES-4218D | 17.1 | 22.00 |
| 42 | 24 | 84 | 550 | ZA7-4224S-4D | 111 | 179.00 | ZA7-4224A-4D | 107 | 168.00 | ZAES-4224D | 22 | 25.00 |
| 42 | 36 | 84 | 550 | ZA7-4236S-4D | 154 | 225.00 | ZA7-4236A-4D | 153 | 225.00 | ZAES-4236D | 34 | 42.00 |
| 48 | 12 | 84 | 500 | ZA7-4812S-4D | 80 | 157.00 | ZA7-4812A-4D | 78 | 149.00 | ZAES-4812D | 14.6 | 21.00 |
| 48 | 18 | 84 | 500 | ZA7-4818S-4D | 103 | 175.00 | ZA7-4818A-4D | 99 | 164.00 | ZAES-4818D | 19.6 | 25.00 |
| 48 | 24 | 84 | 500 | ZA7-4824S-4D | 124 | 185.00 | ZA7-4824A-4D | 120 | 174.00 | ZAES-4824D | 25 | 27.00 |
| 48 | 36 | 84 | 500 | ZA7-4836S-4D | 171 | 231.00 | ZA7-4836A-4D | 170 | 230.00 | ZAES-4836D | 38 | 44.00 |

Starter units use four EUR uprights and 6 DRS end supports; adder units use two ZTP uprights and three DRS end supporters. Shelves are supported, on front and rear only, by low profile shelf supports (DRS-ww14). 36" deep shelves are supported on all four sides.

Low Profile Shelving Without Decking

- Assembly required.

| Unit Size | | | Cap.* | Starter Units | | List Price | Adder Units | | List Price | Extra Shelf Levels | | List Price |
|-----------|----|----|-------|---------------|-----|------------|-------------|-----|------------|--------------------|-----|------------|
| W | D | H | | Cat.No. | Wt. | | Cat.No. | Wt. | | Cat.No. | Wt. | |
| 36 | 12 | 84 | 600 | ZA7-3612S-4 | 35 | \$114.00 | ZA7-3612A-4 | 33 | \$105.00 | ZAES-3612 | 3.4 | \$10.40 |
| 36 | 18 | 84 | 600 | ZA7-3618S-4 | 38 | 118.00 | ZA7-3618A-4 | 34 | 108.00 | ZAES-3618 | 3.4 | 10.40 |
| 36 | 24 | 84 | 600 | ZA7-3624S-4 | 39 | 120.00 | ZA7-3624A-4 | 35 | 109.00 | ZAES-3624 | 3.4 | 10.40 |
| 36 | 36 | 84 | 600 | ZA7-3636S-4 | 46 | 140.00 | ZA7-3636A-4 | 45 | 139.00 | ZAES-3636 | 6.8 | 21.00 |
| 42 | 12 | 84 | 550 | ZA7-4212S-4 | 38 | 119.00 | ZA7-4212A-4 | 36 | 111.00 | ZAES-4212 | 4.0 | 11.80 |
| 42 | 18 | 84 | 550 | ZA7-4218S-4 | 40 | 124.00 | ZA7-4218A-4 | 37 | 113.00 | ZAES-4218 | 4.0 | 11.80 |
| 42 | 24 | 84 | 550 | ZA7-4224S-4 | 41 | 126.00 | ZA7-4224A-4 | 37 | 114.00 | ZAES-4224 | 4.0 | 11.80 |
| 42 | 36 | 84 | 550 | ZA7-4236S-4 | 48 | 145.00 | ZA7-4236A-4 | 48 | 145.00 | ZAES-4236 | 7.4 | 22.00 |
| 48 | 12 | 84 | 500 | ZA7-4812S-4 | 40 | 125.00 | ZA7-4812A-4 | 38 | 117.00 | ZAES-4812 | 4.6 | 13.20 |
| 48 | 18 | 84 | 500 | ZA7-4818S-4 | 43 | 130.00 | ZA7-4818A-4 | 39 | 119.00 | ZAES-4818 | 4.6 | 13.20 |
| 48 | 24 | 84 | 500 | ZA7-4824S-4 | 44 | 131.00 | ZA7-4824A-4 | 40 | 120.00 | ZAES-4824 | 4.6 | 13.20 |
| 48 | 36 | 84 | 500 | ZA7-4836S-4 | 51 | 151.00 | ZA7-4836A-4 | 50 | 150.00 | ZAES-4836 | 8.0 | 24.00 |

Starter units use four EUR uprights and 6 DRS end supports; adder units use two ZTP uprights and three DRS end supporters. Shelves are supported, on front and rear only, by low profile shelf supports (DRS-ww14). 36" deep shelves are supported on all four sides.

* Load capacity in pounds per shelf level. Total unit capacity, using four uprights, not to exceed 8000 lbs., based on 24" centers or less.

tennsco Z-Line Shelving/Long Span

When it comes to value without compromising performance, you're talking about *Z-Line*. Its versatile array of components means it fits all your storage needs. Combine an interlocking keyhole design for fast, boltless installation without clips, gussets or sway bars and you've got a shelving system designed for your specific needs. *Z-Line Long Span* beams offer the ability to create shelving units up to 96" wide by 48" deep.

Please Note

Standard Colors: Light Grey, Medium Grey, Sand

QuickShip Colors: Medium Grey and Sand

Sloping Shelf units only available in Medium Grey.



Wide Profile Shelving With Particle Board Shelving

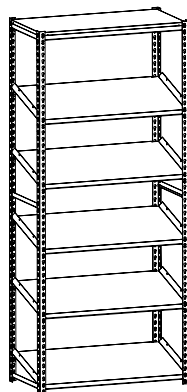
- Assembly required.

| Unit Size | | | Cap.* | 3 Shelves (2 Openings) | | List Price | Extra Shelf Levels | | List Price |
|-----------|----|----|-------|------------------------|-----|------------|--------------------|-----|------------|
| W | D | H | | Cat.No. | Wt. | | Cat.No. | Wt. | |
| 48 | 24 | 84 | 2250 | ZL7-4824-3D | 125 | \$239.00 | ZLES-4824D | 33 | \$53.00 |
| 48 | 30 | 84 | 2250 | ZL7-4830-3D | 144 | 266.00 | ZLES-4830D | 39 | 62.00 |
| 48 | 36 | 84 | 2250 | ZL7-4836-3D | 163 | 281.00 | ZLES-4836D | 46 | 67.00 |
| 48 | 48 | 84 | 2250 | ZL7-4848-3D | 202 | 333.00 | ZLES-4848D | 59 | 85.00 |
| 60 | 24 | 84 | 2000 | ZL7-6024-3D | 146 | 273.00 | ZLES-6024D | 40 | 65.00 |
| 60 | 30 | 84 | 2000 | ZL7-6030-3D | 169 | 301.00 | ZLES-6030D | 48 | 74.00 |
| 60 | 36 | 84 | 2000 | ZL7-6036-3D | 192 | 324.00 | ZLES-6036D | 55 | 81.00 |
| 60 | 48 | 84 | 2000 | ZL7-6048-3D | 238 | 376.00 | ZLES-6048D | 71 | 99.00 |
| 72 | 24 | 84 | 1750 | ZL7-7224-3D | 173 | 331.00 | ZLES-7224D | 49 | 84.00 |
| 72 | 30 | 84 | 1750 | ZL7-7230-3D | 201 | 353.00 | ZLES-7230D | 58 | 91.00 |
| 72 | 36 | 84 | 1750 | ZL7-7236-3D | 229 | 384.00 | ZLES-7236D | 68 | 102.00 |
| 72 | 48 | 84 | 1750 | ZL7-7248-3D | 285 | 447.00 | ZLES-7248D | 86 | 123.00 |
| 96 | 24 | 84 | 1250 | ZL7-9624-3D | 220 | 397.00 | ZLES-9624D | 65 | 106.00 |
| 96 | 30 | 84 | 1250 | ZL7-9630-3D | 256 | 438.00 | ZLES-9630D | 77 | 119.00 |
| 96 | 36 | 84 | 1250 | ZL7-9636-3D | 293 | 478.00 | ZLES-9636D | 89 | 133.00 |
| 96 | 48 | 84 | 1250 | ZL7-9648-3D | 367 | 561.00 | ZLES-9648D | 114 | 161.00 |

Uses SUR uprights. Shelves supported on all four sides with wide profile shelf supports (LRA-xx). 1 SDS-xx included with 48" and 60" width units; 2 SDS-xx included with 72" width units; and 3 SDS-xx included with 96" width units.

Wide Profile Shelving Without Decking

- Assembly required.



| Unit Size | | | Cap.* | 3 Shelves (2 Openings) | | List Price | Extra Shelf Levels | | List Price |
|-----------|----|----|-------|------------------------|-----|------------|--------------------|------|------------|
| W | D | H | | Cat.No. | Wt. | | Cat.No. | Wt. | |
| 48 | 24 | 84 | 2250 | ZL7-4824-3 | 65 | \$198.00 | ZLES-4824 | 13.1 | \$40.00 |
| 48 | 30 | 84 | 2250 | ZL7-4830-3 | 69 | 210.00 | ZLES-4830 | 14.4 | 44.00 |
| 48 | 36 | 84 | 2250 | ZL7-4836-3 | 73 | 221.00 | ZLES-4836 | 15.8 | 47.00 |
| 48 | 48 | 84 | 2250 | ZL7-4848-3 | 82 | 243.00 | ZLES-4848 | 18.6 | 55.00 |
| 60 | 24 | 84 | 2000 | ZL7-6024-3 | 71 | 217.00 | ZLES-6024 | 15.1 | 46.00 |
| 60 | 30 | 84 | 2000 | ZL7-6030-3 | 75 | 229.00 | ZLES-6030 | 16.4 | 50.00 |
| 60 | 36 | 84 | 2000 | ZL7-6036-3 | 79 | 240.00 | ZLES-6036 | 17.8 | 53.00 |
| 60 | 48 | 84 | 2000 | ZL7-6048-3 | 88 | 262.00 | ZLES-6048 | 21 | 61.00 |
| 72 | 24 | 84 | 1750 | ZL7-7224-3 | 83 | 253.00 | ZLES-7224 | 19 | 58.00 |
| 72 | 30 | 84 | 1750 | ZL7-7230-3 | 88 | 269.00 | ZLES-7230 | 21 | 63.00 |
| 72 | 36 | 84 | 1750 | ZL7-7236-3 | 94 | 282.00 | ZLES-7236 | 23 | 68.00 |
| 72 | 48 | 84 | 1750 | ZL7-7248-3 | 105 | 312.00 | ZLES-7248 | 26 | 78.00 |
| 96 | 24 | 84 | 1250 | ZL7-9624-3 | 100 | 307.00 | ZLES-9624 | 25 | 76.00 |
| 96 | 30 | 84 | 1250 | ZL7-9630-3 | 106 | 327.00 | ZLES-9630 | 27 | 82.00 |
| 96 | 36 | 84 | 1250 | ZL7-9636-3 | 113 | 343.00 | ZLES-9636 | 29 | 88.00 |
| 96 | 48 | 84 | 1250 | ZL7-9648-3 | 127 | 381.00 | ZLES-9648 | 34 | 101.00 |

Uses SUR uprights. Shelves supported on all four sides with wide profile shelf supports (LRA-xx). 1 SDS-xx included with 48" and 60" width units; 2 SDS-xx included with 72" width units; and 3 SDS-xx included with 96" width units.

Sloping Shelf Units

- Assembly required.

| Unit Size | | | Starter Units | | List Price | Adder Units | | List Price | Extra Shelf Levels | | List Price |
|-----------|----|----|---------------|-----|------------|-------------|-----|------------|--------------------|------|------------|
| W | D | H | Cat.No. | Wt. | | Cat.No. | Wt. | | Cat.No. | Wt. | |
| 36 | 18 | 84 | ZT7-3618S-5 | 138 | \$433.00 | ZT7-3618A-5 | 138 | \$435.00 | ZSSS-3618 | 17.9 | \$81.00 |
| 36 | 24 | 84 | ZT7-3624S-5 | 161 | 512.00 | ZT7-3624A-5 | 161 | 514.00 | ZSSS-3624 | 23 | 94.00 |
| 48 | 18 | 84 | ZT7-4818S-5 | 188 | 569.00 | ZT7-4818A-5 | 188 | 571.00 | ZSSS-4818 | 27 | 106.00 |
| 48 | 24 | 84 | ZT7-4824S-5 | 219 | 666.00 | ZT7-4824A-5 | 219 | 668.00 | ZSSS-4824 | 33 | 123.00 |

* Load capacity in pounds per shelf level. Total unit capacity, not to exceed 11,000 lbs. per unit (2,750 lbs. per post), based on 24" centers or less.

National Motor Freight classification: Class 70



Z-Line Components: Sloped Shelves and File Drawers

Please Note
 Standard Colors: Light Grey,
 Medium Grey, Sand



A) Tray Style Sloped Shelves


| Cat. No. | W | D | H | Wt. | List Price |
|---------------------------------|------|----|---|------|-----------------|
| ZLBS-3618 | 36 | 18 | 4 | 27.9 | \$104.00 |
| ZLBS-3624 | 36 | 24 | 4 | 33.6 | 121.00 |
| ZLBS-4218 | 42 | 18 | 4 | 31.1 | 115.00 |
| ZLBS-4224 | 42 | 24 | 4 | 37.4 | 133.00 |
| ZLBS-4818 | 48 | 18 | 4 | 34.8 | 124.00 |
| ZLBS-4824 | 48 | 24 | 4 | 41.6 | 143.00 |
| Z-Line Bin Shelf Divider | | | | | |
| ZLBD-18 | 1/16 | 18 | 4 | 1.0 | 4.00 |
| ZLBD-24 | 1/16 | 24 | 4 | 1.3 | 4.30 |

B) File Drawers

| Cat. No. | W | D | H | Wt. | List Price |
|----------|----|----|---------------------------------|------|-----------------|
| ZFD-3618 | 36 | 18 | 11 ⁷ / ₁₆ | 32.0 | \$319.00 |
| ZFD-4218 | 42 | 18 | 11 ⁷ / ₁₆ | 34.0 | 327.00 |
| ZFD-4818 | 48 | 18 | 11 ⁷ / ₁₆ | 35.0 | 336.00 |
| ZFD-3624 | 36 | 24 | 11 ⁷ / ₁₆ | 43.0 | 409.00 |
| ZFD-4224 | 42 | 24 | 11 ⁷ / ₁₆ | 46.0 | 428.00 |
| ZFD-4824 | 48 | 24 | 11 ⁷ / ₁₆ | 47.0 | 447.00 |

Drawers are single entry only.

Levels include 1 sloping shelf, 2 DRS supports and 8 dividers.



Please Note
Standard Colors: Light Grey, Medium Grey, Sand

C) Power Strips

| Cat. No. | W | D | H | Wt. | List Price |
|----------|----|---|---|------|-----------------|
| ZPS-36 | 36 | - | - | 10.8 | \$239.00 |
| ZPS-42 | 42 | - | - | 12.2 | 243.00 |
| ZPS-48 | 48 | - | - | 13.7 | 248.00 |

Pre-wired for quick installation. Comes complete with four duplex receptacles, on/off switch with pilot light, 8 foot grounded cord and plug, 15 amp, 115 volt service and circuit breaker. Use with electronic riser, outlet panels, or electronic workbench.

D) Bin Rails

| Cat. No. | W | D | H | Wt. | List Price |
|----------|----|---|---|------|----------------|
| ZHBR-36 | 36 | - | - | 9.6 | \$72.00 |
| ZHBR-42 | 42 | - | - | 11.1 | 78.00 |
| ZHBR-48 | 48 | - | - | 12.5 | 84.00 |

Tennsco DOES NOT sell bin boxes for bin rails.

E) Steel Bin Drawers

| Cat. No. | # Of Drawers | W | D | H | Wt. | List Price |
|---------------------|--------------|----|----|----|------|-----------------|
| Single Entry | | | | | | |
| ZSBD-3618S | 3 | 36 | 18 | 12 | 25.4 | \$145.00 |
| ZSBD-3624S | 3 | 36 | 24 | 12 | 28.1 | 153.00 |
| ZSBD-3630S | 3 | 36 | 30 | 12 | 30.9 | 163.00 |
| ZSBD-4218S | 3 | 42 | 18 | 12 | 27 | 152.00 |
| ZSBD-4224S | 3 | 42 | 24 | 12 | 29.7 | 160.00 |
| ZSBD-4230S | 3 | 42 | 30 | 12 | 32.5 | 169.00 |
| ZSBD-4818S | 4 | 48 | 18 | 12 | 31.9 | 182.00 |
| ZSBD-4824S | 4 | 48 | 24 | 12 | 35.3 | 192.00 |
| ZSBD-4830S | 4 | 48 | 30 | 12 | 38.7 | 204.00 |
| Double Entry | | | | | | |
| ZSBD-3624D | 6 | 36 | 24 | 12 | 31.8 | 181.00 |
| ZSBD-3630D | 6 | 36 | 30 | 12 | 34.6 | 191.00 |
| ZSBD-4224D | 6 | 42 | 24 | 12 | 33.4 | 188.00 |
| ZSBD-4230D | 6 | 42 | 30 | 12 | 36.2 | 197.00 |
| ZSBD-4824D | 8 | 48 | 24 | 12 | 40.2 | 230.00 |
| ZSBD-4830D | 8 | 48 | 30 | 12 | 43.6 | 242.00 |

Level includes drawers, front and rear supports, guide rails and front to back reinforcements.

tennsco Z-Line Shelving: Record Archive & Stur-D-Stor

Z-Line Record Archive Rack holds standard record storage boxes for archival purposes. Special units with angle supports allow storage boxes to slide in and out of individual channels for complete organization. Available in single or double entry units.

Please Note
Record Archive
 Standard Colors: Light Grey, Medium Grey, Sand
 QuickShip Color: Sand, Medium Grey

Stur-D-Stor
 Standard Color: Sand
 QuickShip Color: Sand

Record Archive Storage Racks

- Boxes not included



With Angle Supports



Without Decking



- Assembly required.

| W | D | H | Number of Openings | Archive Box Capacity | Cat.No. | Wt. | List Price |
|---|----|----|--------------------|----------------------|---------------|-----|-----------------|
| Customer To Supply Decking | | | | | | | |
| 42 | 15 | 60 | 2 | 18 | ZA421560-3 ● | 41 | \$130.00 |
| 42 | 15 | 84 | 3 | 24 | ZA421584-4 ● | 55 | 176.00 |
| 42 | 30 | 60 | 2 | 36 | ZA423060-3 ● | 47 | 148.00 |
| 42 | 30 | 84 | 3 | 48 | ZA423084-4 ● | 64 | 199.00 |
| 69 | 15 | 60 | 2 | 30 | ZA691560-3 ● | 57 | 177.00 |
| 69 | 15 | 84 | 3 | 40 | ZA691584-4 ● | 76 | 238.00 |
| 69 | 30 | 60 | 2 | 60 | ZA693060-3 ● | 67 | 204.00 |
| 69 | 30 | 84 | 3 | 80 | ZA693084-4 ● | 90 | 274.00 |
| Supplied With Particle Board Decking | | | | | | | |
| 42 | 15 | 60 | 2 | 18 | ZA421560-3D ● | 73 | 155.00 |
| 42 | 15 | 84 | 3 | 24 | ZA421584-4D ● | 98 | 208.00 |
| 42 | 30 | 60 | 2 | 36 | ZA423060-3D ● | 113 | 198.00 |
| 42 | 30 | 84 | 3 | 48 | ZA423084-4D ● | 151 | 266.00 |
| 69 | 15 | 60 | 2 | 30 | ZA691560-3D ● | 111 | 218.00 |
| 69 | 15 | 84 | 3 | 40 | ZA691584-4D ● | 148 | 292.00 |
| 69 | 30 | 60 | 2 | 60 | ZA693060-3D ● | 175 | 306.00 |
| 69 | 30 | 84 | 3 | 80 | ZA693084-4D ● | 234 | 410.00 |
| Supplied With Angle Box Supports | | | | | | | |
| 42 | 15 | 60 | 2 | 18 | ZB421560-3 ● | 55 | 199.00 |
| 42 | 15 | 84 | 3 | 24 | ZB421584-4 ● | 74 | 267.00 |
| 42 | 30 | 60 | 2 | 36 | ZB423060-3 ● | 76 | 257.00 |
| 42 | 30 | 84 | 3 | 48 | ZB423084-4 ● | 102 | 345.00 |
| 69 | 15 | 60 | 2 | 30 | ZB691560-3 ● | 81 | 291.00 |
| 69 | 15 | 84 | 3 | 40 | ZB691584-4 ● | 108 | 390.00 |
| 69 | 30 | 60 | 2 | 60 | ZB693060-3 ● | 115 | 387.00 |
| 69 | 30 | 84 | 3 | 80 | ZB693084-4 ● | 154 | 518.00 |

Z-Line Stur-D-Stor Shelving



Z-Line Stur-D-Stor's flexible shelving components create either a five-shelf unit or a three-shelf/two-shelf worktable. Boltless design allows quick and easy set-up. Industrial grade particle board shelves with steel frames offer 1000 lb. capacity per shelf. Adjusts in 1 1/2" increments.

- Assembly required.

| Cat. No. | W | D | H | Wt. | List Price |
|--------------|----|----|----|-----|-----------------|
| LSS-361272 ● | 36 | 12 | 72 | 80 | \$162.00 |
| LSS-361872 ● | 36 | 18 | 72 | 88 | 171.00 |
| LSS-482484 ● | 48 | 24 | 84 | 142 | 240.00 |

tennsco Z-Line Shelving Components: Posts, Shelf & Deck Supports

Match posts with your needs: Use SUR posts for the most demanding applications. Use EUR for light or medium weight applications and in conjunction with ZTP posts. Use ZTP as an intermediate common "T" post.

Shelf and Deck Supports

Tennsco's Z-Line offers a variety of supports that accommodate medium to heavy duty applications. Shelf supports are available in 14 and 16 gauges. Front to back shelf deck supports help support decking on long spans and work with wide profile shelf supports and channel beams.

Please Note
Standard Colors: Light Grey, Medium Grey, Sand
QuickShip Colors: Medium Grey, Sand



Look for the red dot!



Standard Angle Post



| Cat. No. | Length | Wt. | List Price |
|-----------|--------|-----|------------|
| EUR-36 ● | 36 | 2 | \$6.40 |
| EUR-48 ● | 48 | 2.7 | 9.00 |
| EUR-60 ● | 60 | 3.4 | 10.20 |
| EUR-72 ● | 72 | 4 | 12.20 |
| EUR-84 ● | 84 | 4.7 | 14.10 |
| EUR-96 ● | 96 | 5.4 | 16.20 |
| EUR-108 ● | 108 | 6 | 18.60 |
| EUR-120 ● | 120 | 6.7 | 20.00 |
| EUR-132 ● | 132 | 7.4 | 23.00 |
| EUR-144 ● | 144 | 8.1 | 24.00 |

Total weight capacity is not to exceed 8,000 lbs. (2,000 lbs. per post) per unit, based on 24" centers or less.

Intermediate Post



| Cat. No. | Length | Wt. | List Price |
|-----------|--------|------|------------|
| ZTP-36 | 36 | 3.9 | \$12.90 |
| ZTP-48 ● | 48 | 5.1 | 16.90 |
| ZTP-60 ● | 60 | 6.4 | 20.00 |
| ZTP-72 ● | 72 | 7.7 | 24.00 |
| ZTP-84 ● | 84 | 9 | 28.00 |
| ZTP-96 ● | 96 | 10.3 | 32.00 |
| ZTP-108 ● | 108 | 11.6 | 36.00 |
| ZTP-120 ● | 120 | 12.8 | 40.00 |
| ZTP-132 ● | 132 | 14.1 | 44.00 |
| ZTP-144 ● | 144 | 15.4 | 47.00 |

Total weight capacity is not to exceed 11,000 lbs. (5,500 lbs. per post) per unit, based on 24" centers or less.

Heavy Angle Post



| Cat. No. | Length | Wt. | List Price |
|-----------|--------|------|------------|
| SUR-36 | 36 | 2.8 | \$9.10 |
| SUR-48 | 48 | 3.7 | 12.30 |
| SUR-60 ● | 60 | 4.7 | 14.40 |
| SUR-72 ● | 72 | 5.4 | 17.10 |
| SUR-84 ● | 84 | 6.5 | 19.90 |
| SUR-96 ● | 96 | 7.6 | 23.00 |
| SUR-108 | 108 | 8.5 | 26.00 |
| SUR-120 | 120 | 9.2 | 28.00 |
| SUR-132 | 132 | 10.4 | 32.00 |
| SUR-144 | 144 | 11.4 | 34.00 |
| SUR-168 | 168 | 13.3 | 40.00 |
| SUR-181.5 | 181.5 | 14.3 | 43.00 |

Total weight capacity is not to exceed 13,000 lbs. (3,250 lbs. per post) per unit, based on 24" centers or less.

Medium-Duty Shelf Supports

| Cat. No. | Load Capacity | Recommended Deck Supports | Length | Wt. | List Price |
|-----------------|---------------|---------------------------|--------|-----|------------|
| 16-Gauge | | | | | |
| VDRS-1216 | 1000 | - | 11.5 | .6 | \$2.70 |
| VDRS-1516 | 1000 | - | 14.5 | .8 | 3.10 |
| VDRS-1816 ● | 1000 | - | 17.5 | .9 | 3.50 |
| VDRS-2416 ● | 1000 | - | 23.5 | 1.3 | 4.30 |
| VDRS-3016 ● | 1000 | - | 29.5 | 1.5 | 5.30 |
| VDRS-3616 ● | 1000 | 1 | 35.5 | 1.8 | 6.10 |
| VDRS-4216 ● | 900 | 1 | 41.5 | 2.2 | 7.10 |
| VDRS-4816 ● | 850 | 1 | 47.5 | 2.5 | 8.00 |
| 14-Gauge | | | | | |
| VDRS-4814 | 1000 | 1 | 47.5 | 3.6 | 12.80 |
| VDRS-6014 ● | 750 | 1 | 59.5 | 4.6 | 15.00 |
| VDRS-6614 | 700 | 1 | 65.5 | 5.0 | 16.30 |
| VDRS-6914 ● | 650 | 2 | 68.5 | 5.2 | 16.90 |
| VDRS-7214 ● | 600 | 2 | 71.5 | 5.4 | 18.30 |



Medium-Duty Front-To-Back Deck Supports (for VDRS)

| Cat. No. | W | D | H | Wt. | List Price |
|-----------|-------|----|-------|-----|------------|
| FBSV-12 | 1 3/8 | 12 | 2 3/8 | .6 | \$3.30 |
| FBSV-15 ● | 1 3/8 | 15 | 2 3/8 | .8 | 3.50 |
| FBSV-18 ● | 1 3/8 | 18 | 2 3/8 | .9 | 4.00 |
| FBSV-24 ● | 1 3/8 | 24 | 2 3/8 | 1.3 | 5.10 |
| FBSV-30 ● | 1 3/8 | 30 | 2 3/8 | 1.6 | 5.70 |
| FBSV-36 ● | 1 3/8 | 36 | 2 3/8 | 1.9 | 6.60 |
| FBSV-42 | 1 3/8 | 42 | 2 3/8 | 2.2 | 8.10 |
| FBSV-48 ● | 1 3/8 | 48 | 2 3/8 | 2.5 | 9.20 |

tennsco Z-Line Shelving Components: Shelf & Deck Supports

Tennsco's Z-Line offers a variety of supports that accommodate medium to heavy duty applications. Choose from Low Profile supports to maximize shelf openings with thin but strong shelf supports or Heavy-Duty and Extra Heavy-Duty Channel shelf supports for greater load capacity.

Please Note

Standard Colors: Light Grey,
Medium Grey, Sand

QuickShip Colors: Medium Grey,
Sand



Look for the red dot!



Heavy-Duty Shelf Supports

| Cat. No. | Load Capacity of SDS-dd Supports | Recommended # | Length | Wt. | List Price |
|----------|----------------------------------|---------------|--------|-----|---------------|
| LRA-12 ● | 2250 | - | 11.5 | .9 | \$3.70 |
| LRA-15 ● | 2250 | - | 14.5 | 1.2 | 4.50 |
| LRA-16 | 2250 | - | 15.5 | 1.3 | 4.90 |
| LRA-18 ● | 2250 | - | 17.5 | 1.4 | 4.90 |
| LRA-24 ● | 2250 | - | 23.5 | 1.9 | 6.10 |
| LRA-30 ● | 2250 | - | 29.5 | 2.3 | 7.40 |
| LRA-32 | 2250 | - | 31.5 | 2.5 | 8.80 |
| LRA-36 ● | 2250 | - | 35.5 | 2.8 | 8.80 |
| LRA-42 ● | 2250 | 1 | 41.5 | 3.3 | 10.40 |
| LRA-48 ● | 2250 | 1 | 47.5 | 3.7 | 11.10 |
| LRA-60 ● | 2000 | 1 | 59.5 | 4.7 | 14.20 |
| LRA-69 ● | 1800 | 1 | 68.5 | 5.4 | 16.50 |
| LRA-72 ● | 1750 | 2 | 71.5 | 5.7 | 17.60 |
| LRA-84 ● | 1500 | 3 | 83.5 | 6.6 | 22.00 |
| LRA-96 ● | 1250 | 3 | 95.5 | 7.5 | 24.00 |

Load capacities are based on the recommended number of SDS-xx front-to-back deck supports.



Low Profile Shelf Supports

| Cat. No. | Load Capacity | Length | D | H | Wt. | List Price |
|-----------------|---------------|--------|-------------------------------|-------------------------------|-----|---------------|
| 14-Gauge | | | | | | |
| DRS-1214 ● | 600 | 11.5 | ²⁷ / ₃₂ | 1 ¹ / ₈ | .5 | \$2.60 |
| DRS-1514 ● | 600 | 14.5 | ²⁷ / ₃₂ | 1 ¹ / ₈ | .7 | 3.00 |
| DRS-1814 ● | 600 | 17.5 | ²⁷ / ₃₂ | 1 ¹ / ₈ | .9 | 3.40 |
| DRS-2414 ● | 600 | 23.5 | ²⁷ / ₃₂ | 1 ¹ / ₈ | 1.1 | 3.70 |
| DRS-3014 ● | 600 | 29.5 | ²⁷ / ₃₂ | 1 ¹ / ₈ | 1.4 | 4.30 |
| DRS-3614 ● | 600 | 35.5 | ²⁷ / ₃₂ | 1 ¹ / ₈ | 1.7 | 5.20 |
| DRS-4214 ● | 550 | 41.5 | ²⁷ / ₃₂ | 1 ¹ / ₈ | 2.0 | 5.90 |
| DRS-4814 ● | 500 | 47.5 | ²⁷ / ₃₂ | 1 ¹ / ₈ | 2.3 | 6.60 |
| 11-Gauge | | | | | | |
| DRS-3611 ● | 850 | 35.5 | ²⁷ / ₃₂ | 1 ¹ / ₈ | 2.8 | 8.60 |
| DRS-4211 ● | 800 | 41.5 | ²⁷ / ₃₂ | 1 ¹ / ₈ | 3.2 | 9.40 |
| DRS-4811 | 750 | 47.5 | ²⁷ / ₃₂ | 1 ¹ / ₈ | 3.7 | 10.40 |

Extra Heavy-Duty Channel Shelf Supports

| Cat. No. | Load Capacity | Recommended # of SDS-dd Supports | Length | Wt. | List Price |
|----------|---------------|----------------------------------|--------|-----|----------------|
| LRC-48 ● | 2500 | 1 | 47.5 | 5.2 | \$14.80 |
| LRC-60 | 2500 | 1 | 59.5 | 6.2 | 21.00 |
| LRC-72 ● | 2500 | 1 | 71.5 | 7.4 | 22.00 |
| LRC-84 | 2500 | 1 | 83.5 | 8.7 | 28.00 |
| LRC-96 ● | 2500 | 1 | 95.5 | 9.9 | 29.00 |

Load capacities are based on the recommended number of SDS-xx front-to-back deck supports.



Seismic Support Channel

| Cat. No. | Load Capacity | Recommended # of SDS-dd Supports | Length | Wt. | List Price |
|----------|---------------|----------------------------------|--------|------|----------------|
| SSC-36 | 2750 | 1 | 35.5 | 4.7 | \$14.70 |
| SSC-42 | 2500 | 1 | 47.5 | 5.5 | 16.70 |
| SSC-48 | 2500 | 1 | 59.5 | 6.3 | 19.20 |
| SSC-60 | 2250 | 1 | 71.5 | 7.9 | 24.00 |
| SSC-72 | 2000 | 2 | 83.5 | 9.5 | 28.00 |
| SSC-96 | 1600 | 3 | 95.5 | 12.7 | 37.00 |



Front-To-Back Deck Supports

(Use with LRA & LRC Supports)

| Cat. No. | W | D | H | Wt. | List Price |
|----------|-------------------------------|----|-------------------------------|-----|---------------|
| SDS-12 ● | 1 ³ / ₈ | 12 | 2 ³ / ₈ | 1.0 | \$3.00 |
| SDS-15 ● | 1 ³ / ₈ | 15 | 2 ³ / ₈ | 1.2 | 3.50 |
| SDS-16 | 1 ³ / ₈ | 16 | 2 ³ / ₈ | 1.3 | 4.20 |
| SDS-18 ● | 1 ³ / ₈ | 18 | 2 ³ / ₈ | 1.4 | 4.20 |
| SDS-24 ● | 1 ³ / ₈ | 24 | 2 ³ / ₈ | 1.9 | 5.20 |
| SDS-30 ● | 1 ³ / ₈ | 30 | 2 ³ / ₈ | 2.4 | 6.50 |
| SDS-32 | 1 ³ / ₈ | 32 | 2 ³ / ₈ | 2.5 | 7.40 |
| SDS-36 ● | 1 ³ / ₈ | 36 | 2 ³ / ₈ | 2.8 | 7.40 |
| SDS-42 | 1 ³ / ₈ | 42 | 2 ³ / ₈ | 3.3 | 9.90 |
| SDS-48 ● | 1 ³ / ₈ | 48 | 2 ³ / ₈ | 3.8 | 10.10 |

Z-Line Shelving Components: Particle Board, Wire Decking, Steel Shelves & Box Rails

Choose from three great options for shelf decking: industrial grade 5/8" particle board decking, wire decking or steel shelves. Particle board decking provides a sturdy work surface that is both strong and affordable. Wire decking provides better visibility of items and meets Factory Mutual fire codes.

Please Note

Standard Colors: Wire decking and steel shelves available in Medium Grey only.

QuickShip Color: Medium Grey.
Box rails available in Sand only.
Particle Board Decking is available in Natural only.



Look for the red dot!



Particle Board Decking

| Cat. No. | W | D | H | Wt. | List Price |
|-----------|----|----|-----|------|------------|
| PB-3612 • | 36 | 12 | 5/8 | 7.5 | \$5.70 |
| PB-3615 • | 36 | 15 | 5/8 | 9.4 | 6.60 |
| PB-3618 • | 36 | 18 | 5/8 | 11.3 | 8.50 |
| PB-3624 • | 36 | 24 | 5/8 | 15 | 11.20 |
| PB-3630 • | 36 | 30 | 5/8 | 18.8 | 14.30 |
| PB-3636 • | 36 | 36 | 5/8 | 22.5 | 16.80 |
| PB-4212 • | 42 | 12 | 5/8 | 8.8 | 7.60 |
| PB-4215 • | 42 | 15 | 5/8 | 10.9 | 8.20 |
| PB-4218 • | 42 | 18 | 5/8 | 13.1 | 10.00 |
| PB-4224 • | 42 | 24 | 5/8 | 17.5 | 13.30 |
| PB-4230 • | 42 | 30 | 5/8 | 21.9 | 16.70 |
| PB-4236 • | 42 | 36 | 5/8 | 26.3 | 20.00 |
| PB-4812 • | 48 | 12 | 5/8 | 10 | 8.10 |
| PB-4815 • | 48 | 15 | 5/8 | 12.5 | 9.40 |
| PB-4818 • | 48 | 18 | 5/8 | 15 | 11.30 |
| PB-4824 • | 48 | 24 | 5/8 | 20 | 13.50 |
| PB-4830 • | 48 | 30 | 5/8 | 25 | 18.70 |
| PB-4836 • | 48 | 36 | 5/8 | 30 | 20.00 |
| PB-4842 • | 48 | 42 | 5/8 | 35 | 31.00 |
| PB-4848 • | 48 | 48 | 5/8 | 40 | 30.00 |
| PB-6024 • | 60 | 24 | 5/8 | 25 | 18.70 |
| PB-6030 • | 60 | 30 | 5/8 | 31.3 | 24.00 |
| PB-6036 • | 60 | 36 | 5/8 | 37.5 | 28.00 |
| PB-6048 • | 60 | 48 | 5/8 | 50 | 38.00 |
| PB-6915 • | 69 | 15 | 5/8 | 18 | 13.50 |
| PB-6930 • | 69 | 30 | 5/8 | 35.9 | 34.00 |
| PB-7224 • | 72 | 24 | 5/8 | 30 | 26.00 |
| PB-7230 • | 72 | 30 | 5/8 | 37.5 | 28.00 |
| PB-7236 • | 72 | 36 | 5/8 | 45 | 34.00 |
| PB-7248 • | 72 | 48 | 5/8 | 60 | 45.00 |
| PB-9624 • | 96 | 24 | 5/8 | 40 | 30.00 |
| PB-9630 • | 96 | 30 | 5/8 | 50 | 37.00 |
| PB-9636 • | 96 | 36 | 5/8 | 60 | 45.00 |
| PB-9648 • | 96 | 48 | 5/8 | 80 | 60.00 |

Wire Decking

| Cat. No. | W | D | H | Wt. | List Price |
|------------|----|----|------|------|------------|
| ZWD-3612 | 36 | 12 | 5/16 | 4 | \$24.00 |
| ZWD-3618 • | 36 | 18 | 5/16 | 6 | 27.00 |
| ZWD-3624 • | 36 | 24 | 5/16 | 8 | 33.00 |
| ZWD-3636 • | 36 | 36 | 5/16 | 12 | 49.00 |
| ZWD-4218 | 42 | 18 | 5/16 | 7.1 | 38.00 |
| ZWD-4224 | 42 | 24 | 5/16 | 9.3 | 46.00 |
| ZWD-4230 | 42 | 30 | 5/16 | 11.7 | 48.00 |
| ZWD-4236 | 42 | 36 | 5/16 | 14.2 | 48.00 |
| ZWD-4812 | 48 | 12 | 5/16 | 5.4 | 26.00 |
| ZWD-4815 | 48 | 15 | 5/16 | 7 | 37.00 |
| ZWD-4818 • | 48 | 18 | 5/16 | 8 | 30.00 |
| ZWD-4824 • | 48 | 24 | 5/16 | 10.7 | 39.00 |
| ZWD-4836 • | 48 | 36 | 5/16 | 16 | 59.00 |
| ZWD-4848 | 48 | 48 | 5/16 | 21 | 85.00 |
| ZWD-6024 | 60 | 24 | 5/16 | 13.3 | 66.00 |
| ZWD-6036 | 60 | 36 | 5/16 | 20 | 81.00 |
| ZWD-6048 | 60 | 48 | 5/16 | 27 | 110.00 |
| ZWD-6930 | 69 | 30 | 5/16 | 19.2 | 78.00 |
| ZWD-7224 | 72 | 24 | 5/16 | 16 | 60.00 |
| ZWD-7236 | 72 | 36 | 5/16 | 24 | 82.00 |
| ZWD-7248 | 72 | 48 | 5/16 | 32 | 92.00 |
| ZWD-9624 • | 96 | 24 | 5/16 | 21 | 78.00 |
| ZWD-9630 | 96 | 30 | 5/16 | 27 | 118.00 |
| ZWD-9648 | 96 | 48 | 5/16 | 42 | 170.00 |

Note: 96" Decking comes in two pieces.



Box Rails

| Cat. No. | W | D | H | Wt. | List Price |
|----------|-------|----|-------|-----|------------|
| ZBR-15 • | 1 3/8 | 15 | 2 3/8 | .8 | \$3.80 |
| ZBR-30 • | 1 3/8 | 30 | 2 3/8 | 1.6 | 6.10 |

Steel Shelves

| Cat. No. | W | D | H | Wt. | List Price |
|--------------------------------|----|----|--------|------|------------|
| ZMS-3612 • | 36 | 12 | 1 5/16 | 6.7 | \$23.00 |
| ZMS-3618 • | 36 | 18 | 1 5/16 | 8.8 | 29.00 |
| ZMS-3624 • | 36 | 24 | 1 5/16 | 10.9 | 35.00 |
| ZMS-3636 • | 36 | 36 | 1 5/16 | 17.9 | 60.00 |
| ZMS-4212 • | 42 | 12 | 1 5/16 | 7.7 | 27.00 |
| ZMS-4218 • | 42 | 18 | 1 5/16 | 10.1 | 35.00 |
| ZMS-4224 • | 42 | 24 | 1 5/16 | 12.5 | 41.00 |
| ZMS-4236 • | 42 | 36 | 1 5/16 | 21 | 67.00 |
| ZMS-4812 • | 48 | 12 | 1 5/16 | 8.7 | 29.00 |
| ZMS-4818 • | 48 | 18 | 1 5/16 | 11.4 | 36.00 |
| ZMS-4824 • | 48 | 24 | 1 5/16 | 14.1 | 44.00 |
| ZMS-4836 • | 48 | 36 | 1 5/16 | 23 | 74.00 |
| Replacement Shelf Clips | | | | | |
| ZSC-1 • | - | - | - | .1 | .80 |

tennsco Z-Line Shelving Components: Aisle/Wall Ties, Hang Rods & Accessories

Z-Line provides versatility with a variety of accessories to design shelving configurations to fit your every need. Aisle and Wall ties provide stability where you need it the most.

Please Note

Standard Colors: Light Grey, Medium Grey, Sand

QuickShip Colors: Medium Grey, Sand



Cross Aisle Ties

| Cat. No. | W | D | H | Wt. | List Price |
|----------|-------------------------------|----|-------------------------------|-----|---------------|
| CAT-18 ● | 1 ³ / ₈ | 18 | 2 ³ / ₈ | 1.4 | \$9.20 |
| CAT-24 | 1 ³ / ₈ | 24 | 2 ³ / ₈ | 1.9 | 10.10 |
| CAT-30 | 1 ³ / ₈ | 30 | 2 ³ / ₈ | 2.4 | 12.20 |
| CAT-36 ● | 1 ³ / ₈ | 36 | 2 ³ / ₈ | 2.8 | 13.00 |
| CAT-42 | 1 ³ / ₈ | 42 | 2 ³ / ₈ | 3.3 | 14.40 |
| CAT-48 | 1 ³ / ₈ | 48 | 2 ³ / ₈ | 3.8 | 18.70 |



Adjustable Aisle Tie

| Cat. No. | W | D | H | Wt. | List Price |
|----------|---|---|---|-----|----------------|
| KCAT-1 ● | 3 | * | 1 | 5.3 | \$25.00 |

* Depth adjusts from 36" to 60".



Wall Tie

| Cat. No. | W | D | H | Wt. | List Price |
|----------|-------------------------------|-------------------------------|-------------------------------|-----|---------------|
| WT-9 ● | 9 ¹ / ₄ | 1 ³ / ₈ | 2 ³ / ₈ | .7 | \$4.50 |



Soft Top Edge Caps

| Cat. No. | Fits | W | D | H | Wt. | List Price |
|----------|--------------|--------------------------------|-------------------------------|--------------------------------|-----|---------------|
| EURPC ● | EUR uprights | 1 ¹ / ₂ | 1 ¹ / ₂ | 7 ¹ / ₁₆ | .1 | \$.81 |
| ZTPPC ● | ZTP uprights | 3 ⁷ / ₁₆ | 2 | 7 ¹ / ₁₆ | .1 | 1.20 |
| SURPC ● | SUR uprights | 1 ³ / ₄ | 2 ³ / ₄ | 7 ¹ / ₁₆ | .1 | .78 |

Nylon Protective Caps available in black only.



Hard Nylon Foot Caps

| Cat. No. | Fits | W | D | H | Wt. | List Price |
|----------|--------------|--------------------------------|-------------------------------|-------------------------------|-----|---------------|
| EURNF ● | EUR uprights | 1 ¹ / ₂ | 1 ¹ / ₂ | 3 ³ / ₄ | .1 | \$.73 |
| ZTPNF ● | ZTP uprights | 3 ⁷ / ₁₆ | 2 | 3 ³ / ₄ | .2 | \$1.20 |
| SURNF ● | SUR uprights | 1 ³ / ₄ | 2 ³ / ₄ | 3 ³ / ₄ | .2 | \$1.00 |

Nylon Protective Caps available in black only.

Hang Rods For DRS Supports

| Cat. No. | W | D | H | Wt. | List Price |
|----------|---------------------------------|---|--------------------------------|-----|---------------|
| ZHR-36 ● | 36 ³ / ₁₆ | - | 5 ⁵ / ₆₄ | 2.3 | \$7.50 |
| ZHR-48 ● | 48 ³ / ₁₆ | - | 5 ⁵ / ₆₄ | 3.1 | 9.90 |



Z-Line Caster Kit

| Cat. No. | Fits | W | D | H | Wt. | List Price |
|----------|-------------------|--------------------------------|-------------------------------|--------------------------------|------|-----------------|
| ZLCK-1 | 2 fixed, 2 swivel | 1 ¹ / ₂ | 1 ¹ / ₂ | 7 ¹ / ₁₆ | 12.8 | \$141.00 |
| ZLCK-2 | 4 swivel | 3 ⁷ / ₁₆ | 2 | 7 ¹ / ₁₆ | 13.0 | 143.00 |

Maximum unit size is 48" w x 38" d.



Clothing Hang Rods For LRA or LRC Supports

| Cat. No. | W | D | H | Wt. | List Price |
|----------|--------------------------------|--------------------------------|--------------------------------|-----|---------------|
| PHR-36 ● | 36 ¹ / ₄ | 1 ⁵ / ₁₆ | 1 ¹ / ₁₆ | 2.9 | \$9.70 |
| PHR-48 ● | 48 ¹ / ₄ | 1 ⁵ / ₁₆ | 1 ¹ / ₁₆ | 3.8 | 12.00 |



Tie Plate

| Cat. No. | W | D | H | Wt. | List Price |
|----------|---|---|-------------------------------|-----|---------------|
| TP-1 ● | 3 | - | 2 ³ / ₄ | .2 | \$1.40 |



Anchor Plate

| Cat. No. | W | D | H | Wt. | List Price |
|----------|-------------------------------|-------------------------------|-------------------------------|-----|---------------|
| ZFA-1 ● | 1 ³ / ₈ | 1 ¹ / ₂ | 2 ³ / ₈ | .2 | \$2.50 |



Post Splice Angle

| Cat. No. | W | D | H | Wt. | List Price |
|----------|--------------------------------|--------------------------------|-------------------------------|-----|---------------|
| PSA-2 | 1 ⁹ / ₁₆ | 1 ⁹ / ₁₆ | 6 ¹ / ₂ | .5 | \$6.10 |

tennsco Automotive Shelving & Tire Racks

Tennsco's *Automotive Shelving* is specifically designed for efficiently storing automotive parts. Shelves can be reconfigured easily by simply sliding out from the front and repositioning in 1 1/2" increments without tools, clips or extra hardware. Each unit can be customized to create individual spaces or use handy bin boxes for small or loose parts. Use solid end panels for a smooth, finished appearance. *Z-Line Tire Rack* conveniently stores tires for easy access and display. Uses vertical height to maximize available floor space. Available in single or double entry units.

Please Note

Automotive Shelving
Standard Colors: Medium Grey

Tire Racks
Standard Colors: Light Grey,
Medium Grey, Sand
QuickShip Colors: Medium Grey,
Sand



- Assembly required.

Uprights (Sold as pairs)

| Cat No. | W | D | H | Wt. | List Price |
|---------|---------|----|----|------|------------|
| P-1242 | 15 1/16 | 12 | 42 | 16 | \$57.00 |
| P-1284 | 15 1/16 | 12 | 84 | 31.8 | 99.00 |
| P-1296 | 15 1/16 | 12 | 96 | 36 | 113.00 |

Dividers

| Cat No. | W | D | H | Wt. | List Price |
|---------|---|----|-------|-----|------------|
| P-30 | 3 | 12 | 3 | .7 | \$6.70 |
| P-45 | 3 | 12 | 4 1/2 | .9 | 7.20 |
| P-60 | 3 | 12 | 6 | 1 | 7.10 |

Backs

| Cat No. | W | D | H | Wt. | List Price |
|---------|--------|----|----|------|------------|
| P-3842 | 37 3/4 | 12 | 42 | 17.3 | \$53.00 |
| P-3884 | 37 3/4 | 12 | 84 | 32.9 | 85.00 |
| P-3896 | 37 3/4 | 12 | 96 | 37.6 | 99.00 |

When placing units back to back (as in a double-face application), units may share a common back.

End Panels (Sold in pairs)

| Cat No. | W | D | H | Wt. | List Price |
|---------|--------|---------|----|-----|------------|
| P-42E | 1 1/16 | 12 3/32 | 42 | 11 | \$30.00 |
| P-84E | 1 1/16 | 12 3/32 | 84 | 22 | 59.00 |
| P-96E | 1 1/16 | 12 3/32 | 96 | 25 | 70.00 |

Bin Boxes

| Cat No. | W | D | H | Wt. | List Price |
|------------------------|--------|--------|--------|-----|------------|
| Bin Box | | | | | |
| P-55 | 5 1/2 | 12 | 3 1/4 | 2 | \$20.00 |
| Bin Box Divider | | | | | |
| P-55D | 5 3/16 | 1 1/32 | 2 7/16 | .1 | 1.10 |

Label Holders

| Cat No. | W | D | H | Wt. | List Price |
|--|--------|--------|-----|-----|------------|
| Short Width- Use Between Dividers | | | | | |
| P-3 | 3 | - | 3/4 | .02 | \$.68 |
| Full Shelf-Width | | | | | |
| P-38 | 35 1/2 | 1 1/64 | 7/8 | .3 | 2.70 |
| Fastener For Full Shelf-Width Holders | | | | | |
| P-38F | - | - | - | .1 | .10 |

Tops, Bottoms, Shelves

| Cat No. | W | D | H | Wt. | List Price |
|---------------|--------|--------|--------|-----|------------|
| Top | | | | | |
| P-1238 | 37 7/8 | 12 1/8 | 1 1/8 | 6.3 | \$23.00 |
| Bottom | | | | | |
| P-12B | 36 | 11 7/8 | 3 1/16 | 7 | 26.00 |
| Shelf | | | | | |
| P-12 | 35 7/8 | 11 7/8 | 7/8 | 6 | 15.50 |

Pre-Configured Shelving Units

| Cat No. | W | D | H | Wt. | List Price |
|---------|----|----|----|-----|------------|
| P-S84 | 38 | 12 | 84 | 78 | \$233.00 |
| P-8417 | 38 | 12 | 84 | 396 | 2,657.00 |
| P-8401 | 38 | 12 | 84 | 114 | 326.00 |
| P-8411 | 38 | 12 | 84 | 150 | 419.00 |


Units include back but no end panels. Order end panels separately to provide flush finished ends for row. Dimensions shown are outside dimensions.



P-S84



P-8401



P-8417



P-8411

Tire Rack



- Assembly required.

| W | D | H | Number of Openings | Tire Starter Capacity | Cat.No. | Wt. | List Price | Cat.No. | Add-On Wt. | List Price |
|---------------------|----|-----|--------------------|-----------------------|------------|-----|------------|------------|------------|------------|
| Single Entry | | | | | | | | | | |
| 60 | 12 | 60 | 2 | 16 | ZST-6060S | 49 | \$157.00 | ZST-6060A | 44 | \$141.00 |
| 60 | 12 | 84 | 3 | 24 | ZST-6084S | 54 | 173.00 | ZST-6084A | 50 | 157.00 |
| 60 | 12 | 120 | 4 | 32 | ZST-60120S | 76 | 250.00 | ZST-60120A | 69 | 222.00 |
| 60 | 12 | 144 | 5 | 40 | ZST-60144S | 104 | 338.00 | ZST-60144A | 95 | 300.00 |
| Double Entry | | | | | | | | | | |
| 60 | 12 | 60 | 2 | 32 | ZDT-6060S | 100 | 333.00 | ZDT-6060A | 96 | 313.00 |
| 60 | 12 | 84 | 3 | 48 | ZDT-6084S | 110 | 364.00 | ZDT-6084A | 106 | 345.00 |
| 60 | 12 | 120 | 4 | 64 | ZDT-60120S | 149 | 483.00 | ZDT-60120A | 144 | 465.00 |
| 60 | 12 | 144 | 5 | 80 | ZDT-60144S | 205 | 658.00 | ZDT-60144A | 199 | 636.00 |

National Motor Freight classification: Class 70

tennsco Q-Line Industrial Shelving: Pre-configured Units


Q-Line Open Style Pre-Configured Units are designed for those storage applications that demand strength and versatility. Open Style units are perfect for storing packaged items, containers and tools. Open Style units with box beam construction offer load-bearing capacities up to 750 lbs. per shelf on 22-gauge shelves and up to 1,000 lbs. on 20-gauge shelves. Select from a variety of additional components (pages 31 and 32) for a system that meets your specific needs.

Please Note

Standard Colors: Light Grey, Medium Grey, Sand

QuickShip Color: Medium Grey

Q-Line Open Style Starter Units



Starter Units

- Assembly required.

| Cat No. | W | D | H | Wt. | List Price |
|---------------------------|----|----|----|-----|------------|
| 20 Gauge 5 Shelves | | | | | |
| QOH5-3612S | 36 | 12 | 87 | 69 | \$205.00 |
| QOH5-3618S | 36 | 18 | 87 | 81 | 240.00 |
| QOH5-3624S | 36 | 24 | 87 | 94 | 275.00 |
| QOH5-4812S | 48 | 12 | 87 | 81 | 241.00 |
| QOH5-4818S | 48 | 18 | 87 | 97 | 286.00 |
| QOH5-4824S | 48 | 24 | 87 | 113 | 331.00 |
| 20 Gauge 6 Shelves | | | | | |
| QOH6-3612S | 36 | 12 | 87 | 77 | 230.00 |
| QOH6-3618S | 36 | 18 | 87 | 92 | 272.00 |
| QOH6-3624S | 36 | 24 | 87 | 107 | 314.00 |
| QOH6-4812S | 48 | 12 | 87 | 92 | 273.00 |
| QOH6-4818S | 48 | 18 | 87 | 111 | 327.00 |
| QOH6-4824S | 48 | 24 | 87 | 130 | 381.00 |
| 20 Gauge 7 Shelves | | | | | |
| QOH7-3612S | 36 | 12 | 87 | 85 | 255.00 |
| QOH7-3618S | 36 | 18 | 87 | 102 | 304.00 |
| QOH7-3624S | 36 | 24 | 87 | 120 | 353.00 |
| QOH7-4812S | 48 | 12 | 87 | 102 | 305.00 |
| QOH7-4818S | 48 | 18 | 87 | 125 | 368.00 |
| QOH7-4824S | 48 | 24 | 87 | 147 | 431.00 |
| 20 Gauge 8 Shelves | | | | | |
| QOH8-3612S | 36 | 12 | 87 | 93 | 279.00 |
| QOH8-3618S | 36 | 18 | 87 | 113 | 335.00 |
| QOH8-3624S | 36 | 24 | 87 | 133 | 391.00 |
| QOH8-4812S | 48 | 12 | 87 | 113 | 336.00 |
| QOH8-4818S | 48 | 18 | 87 | 138 | 408.00 |
| QOH8-4824S | 48 | 24 | 87 | 164 | 480.00 |

- Assembly required.


| Cat No. | W | D | H | Wt. | List Price |
|---------------------------|----|----|----|-----|------------|
| 22 Gauge 5 Shelves | | | | | |
| QO5-3612S | 36 | 12 | 87 | 62 | \$190.00 |
| QO5-3618S | 36 | 18 | 87 | 73 | 220.00 |
| QO5-3624S | 36 | 24 | 87 | 83 | 250.00 |
| QO5-4812S | 48 | 12 | 87 | 73 | 221.00 |
| QO5-4818S | 48 | 18 | 87 | 86 | 256.00 |
| QO5-4824S | 48 | 24 | 87 | 100 | 296.00 |
| 22 Gauge 6 Shelves | | | | | |
| QO6-3612S | 36 | 12 | 87 | 69 | 211.00 |
| QO6-3618S | 36 | 18 | 87 | 82 | 248.00 |
| QO6-3624S | 36 | 24 | 87 | 94 | 284.00 |
| QO6-4812S | 48 | 12 | 87 | 82 | 249.00 |
| QO6-4818S | 48 | 18 | 87 | 98 | 291.00 |
| QO6-4824S | 48 | 24 | 87 | 114 | 339.00 |
| 22 Gauge 7 Shelves | | | | | |
| QO7-3612S | 36 | 12 | 87 | 76 | 233.00 |
| QO7-3618S | 36 | 18 | 87 | 91 | 276.00 |
| QO7-3624S | 36 | 24 | 87 | 105 | 318.00 |
| QO7-4812S | 48 | 12 | 87 | 90 | 276.00 |
| QO7-4818S | 48 | 18 | 87 | 109 | 325.00 |
| QO7-4824S | 48 | 24 | 87 | 128 | 381.00 |
| 22 Gauge 8 Shelves | | | | | |
| QO8-3612S | 36 | 12 | 87 | 83 | 254.00 |
| QO8-3618S | 36 | 18 | 87 | 99 | 303.00 |
| QO8-3624S | 36 | 24 | 87 | 116 | 351.00 |
| QO8-4812S | 48 | 12 | 87 | 99 | 304.00 |
| QO8-4818S | 48 | 18 | 87 | 121 | 360.00 |
| QO8-4824S | 48 | 24 | 87 | 142 | 424.00 |

Note: Starter Units include: 4 off-set angle posts, 2 side braces, 1 back brace and shelves.

- Assembly required.

- Assembly required.

Q-Line Open Style Adder Units



Adder Units

| Cat No. | W | D | H | Wt. | List Price |
|---------------------------|----|----|----|-----|------------|
| 20 Gauge 5 Shelves | | | | | |
| QOH5-3612AB | 36 | 12 | 87 | 62 | \$190.00 |
| QOH5-3618AB | 36 | 18 | 87 | 75 | 225.00 |
| QOH5-3624AB | 36 | 24 | 87 | 87 | 260.00 |
| QOH5-4812AB | 48 | 12 | 87 | 75 | 226.00 |
| QOH5-4818AB | 48 | 18 | 87 | 91 | 271.00 |
| QOH5-4824AB | 48 | 24 | 87 | 107 | 316.00 |
| 20 Gauge 6 Shelves | | | | | |
| QOH6-3612AB | 36 | 12 | 87 | 70 | 215.00 |
| QOH6-3618AB | 36 | 18 | 87 | 85 | 257.00 |
| QOH6-3624AB | 36 | 24 | 87 | 100 | 299.00 |
| QOH6-4812AB | 48 | 12 | 87 | 85 | 258.00 |
| QOH6-4818AB | 48 | 18 | 87 | 104 | 312.00 |
| QOH6-4824AB | 48 | 24 | 87 | 123 | 366.00 |
| 20 Gauge 7 Shelves | | | | | |
| QOH7-3612AB | 36 | 12 | 87 | 78 | 240.00 |
| QOH7-3618AB | 36 | 18 | 87 | 96 | 289.00 |
| QOH7-3624AB | 36 | 24 | 87 | 113 | 338.00 |
| QOH7-4812AB | 48 | 12 | 87 | 95 | 290.00 |
| QOH7-4818AB | 48 | 18 | 87 | 118 | 353.00 |
| QOH7-4824AB | 48 | 24 | 87 | 140 | 416.00 |
| 20 Gauge 8 Shelves | | | | | |
| QOH8-3612AB | 36 | 12 | 87 | 86 | 264.00 |
| QOH8-3618AB | 36 | 18 | 87 | 106 | 320.00 |
| QOH8-3624AB | 36 | 24 | 87 | 123 | 367.00 |
| QOH8-4812AB | 48 | 12 | 87 | 106 | 321.00 |
| QOH8-4818AB | 48 | 18 | 87 | 131 | 393.00 |
| QOH8-4824AB | 48 | 24 | 87 | 157 | 465.00 |

| Cat No. | W | D | H | Wt. | List Price |
|---------------------------|----|----|----|-----|------------|
| 22 Gauge 5 Shelves | | | | | |
| QO5-3612AB | 36 | 12 | 87 | 56 | \$175.00 |
| QO5-3618AB | 36 | 18 | 87 | 66 | 205.00 |
| QO5-3624AB | 36 | 24 | 87 | 77 | 235.00 |
| QO5-4812AB | 48 | 12 | 87 | 66 | 206.00 |
| QO5-4818AB | 48 | 18 | 87 | 80 | 241.00 |
| QO5-4824AB | 48 | 24 | 87 | 93 | 281.00 |
| 22 Gauge 6 Shelves | | | | | |
| QO6-3612AB | 36 | 12 | 87 | 62 | 194.00 |
| QO6-3618AB | 36 | 18 | 87 | 75 | 233.00 |
| QO6-3624AB | 36 | 24 | 87 | 88 | 269.00 |
| QO6-4812AB | 48 | 12 | 87 | 75 | 234.00 |
| QO6-4818AB | 48 | 18 | 87 | 91 | 276.00 |
| QO6-4824AB | 48 | 24 | 87 | 107 | 324.00 |
| 22 Gauge 7 Shelves | | | | | |
| QO7-3612AB | 36 | 12 | 87 | 69 | 218.00 |
| QO7-3618AB | 36 | 18 | 87 | 84 | 261.00 |
| QO7-3624AB | 36 | 24 | 87 | 98 | 303.00 |
| QO7-4812AB | 48 | 12 | 87 | 84 | 262.00 |
| QO7-4818AB | 48 | 18 | 87 | 102 | 311.00 |
| QO7-4824AB | 48 | 24 | 87 | 121 | 367.00 |
| 22 Gauge 8 Shelves | | | | | |
| QO8-3612AB | 36 | 12 | 87 | 76 | 239.00 |
| QO8-3618AB | 36 | 18 | 87 | 93 | 288.00 |
| QO8-3624AB | 36 | 24 | 87 | 115 | 357.00 |
| QO8-4812AB | 48 | 12 | 87 | 92 | 289.00 |
| QO8-4818AB | 48 | 18 | 87 | 114 | 345.00 |
| QO8-4824AB | 48 | 24 | 87 | 135 | 409.00 |

Note: Adder Units include: 2 off-set angle posts, 1 beaded post, 1 side brace, 1 back brace and shelves.

National Motor Freight classification: Class 70

Please Note
Standard Colors: Light Grey,
Medium Grey, Sand
QuickShip Color: Medium Grey

Q-Line Closed Style Pre-Configured Units are designed to store small or fragile items that need to be protected. Closed Style units utilize steel back and side panels to help prevent items from accidentally falling off. Heavy-duty shelves with box beam construction offer load-bearing capacities up to 750 lbs. per shelf on 22-gauge shelves and up to 1,000 lbs. on 20-gauge shelves. Select from a variety of additional components (pages 31 and 32) for a system that meets your specific needs.

Q-Line Closed Style Starter Units




Starter Units

| Cat No. | W | D | H | Wt. | List Price | Cat No. | W | D | H | Wt. | List Price |
|---------------------------|----|----|----|-----|------------|---------------------------|----|----|----|-----|------------|
| 20 Gauge 5 Shelves | | | | | | 22 Gauge 5 Shelves | | | | | |
| QCH5-3612S | 36 | 12 | 87 | 95 | \$287.00 | QC5-3612S | 36 | 12 | 87 | 89 | \$272.00 |
| QCH5-3618S | 36 | 18 | 87 | 116 | 344.00 | QC5-3618S | 36 | 18 | 87 | 107 | 324.00 |
| QCH5-3624S | 36 | 24 | 87 | 135 | 397.00 | QC5-3624S | 36 | 24 | 87 | 125 | 372.00 |
| QCH5-4812S | 48 | 12 | 87 | 116 | 342.00 | QC5-4812S | 48 | 12 | 87 | 108 | 322.00 |
| QCH5-4818S | 48 | 18 | 87 | 140 | 409.00 | QC5-4818S | 48 | 18 | 87 | 129 | 379.00 |
| QCH5-4824S | 48 | 24 | 87 | 163 | 472.00 | QC5-4824S | 48 | 24 | 87 | 150 | 437.00 |
| 20 Gauge 6 Shelves | | | | | | 22 Gauge 6 Shelves | | | | | |
| QCH6-3612S | 36 | 12 | 87 | 103 | 312.00 | QC6-3612S | 36 | 12 | 87 | 95 | 293.00 |
| QCH6-3618S | 36 | 18 | 87 | 126 | 376.00 | QC6-3618S | 36 | 18 | 87 | 116 | 352.00 |
| QCH6-3624S | 36 | 24 | 87 | 148 | 436.00 | QC6-3624S | 36 | 24 | 87 | 136 | 406.00 |
| QCH6-4812S | 48 | 12 | 87 | 127 | 374.00 | QC6-4812S | 48 | 12 | 87 | 116 | 350.00 |
| QCH6-4818S | 48 | 18 | 87 | 154 | 450.00 | QC6-4818S | 48 | 18 | 87 | 141 | 414.00 |
| QCH6-4824S | 48 | 24 | 87 | 180 | 522.00 | QC6-4824S | 48 | 24 | 87 | 164 | 480.00 |
| 20 Gauge 7 Shelves | | | | | | 22 Gauge 7 Shelves | | | | | |
| QCH7-3612S | 36 | 12 | 87 | 111 | 337.00 | QC7-3612S | 36 | 12 | 87 | 102 | 315.00 |
| QCH7-3618S | 36 | 18 | 87 | 137 | 408.00 | QC7-3618S | 36 | 18 | 87 | 125 | 380.00 |
| QCH7-3624S | 36 | 24 | 87 | 161 | 475.00 | QC7-3624S | 36 | 24 | 87 | 147 | 440.00 |
| QCH7-4812S | 48 | 12 | 87 | 137 | 406.00 | QC7-4812S | 48 | 12 | 87 | 125 | 378.00 |
| QCH7-4818S | 48 | 18 | 87 | 167 | 491.00 | QC7-4818S | 48 | 18 | 87 | 152 | 449.00 |
| QCH7-4824S | 48 | 24 | 87 | 197 | 572.00 | QC7-4824S | 48 | 24 | 87 | 178 | 523.00 |
| 20 Gauge 8 Shelves | | | | | | 22 Gauge 8 Shelves | | | | | |
| QCH8-3612S | 36 | 12 | 87 | 119 | 361.00 | QC8-3612S | 36 | 12 | 87 | 109 | 336.00 |
| QCH8-3618S | 36 | 18 | 87 | 147 | 439.00 | QC8-3618S | 36 | 18 | 87 | 134 | 407.00 |
| QCH8-3624S | 36 | 24 | 87 | 174 | 513.00 | QC8-3624S | 36 | 24 | 87 | 158 | 473.00 |
| QCH8-4812S | 48 | 12 | 87 | 147 | 437.00 | QC8-4812S | 48 | 12 | 87 | 134 | 405.00 |
| QCH8-4818S | 48 | 18 | 87 | 181 | 531.00 | QC8-4818S | 48 | 18 | 87 | 163 | 483.00 |
| QCH8-4824S | 48 | 24 | 87 | 214 | 621.00 | QC8-4824S | 48 | 24 | 87 | 192 | 565.00 |

Note: Starter Units include: 4 off-set angle posts, 2 sides, 1 back and shelves.

Q-Line Closed Style Adder Units



Adder Units

| Cat No. | W | D | H | Wt. | List Price | Cat No. | W | D | H | Wt. | List Price |
|---------------------------|----|----|----|-----|------------|---------------------------|----|----|----|-----|------------|
| 20 Gauge 5 Shelves | | | | | | 22 Gauge 5 Shelves | | | | | |
| QCH5-3612AB | 36 | 12 | 87 | 85 | \$260.00 | QC5-3612AB | 36 | 12 | 87 | 78 | \$245.00 |
| QCH5-3618AB | 36 | 18 | 87 | 101 | 306.00 | QC5-3618AB | 36 | 18 | 87 | 93 | 286.00 |
| QCH5-3624AB | 36 | 24 | 87 | 117 | 350.00 | QC5-3624AB | 36 | 24 | 87 | 107 | 325.00 |
| QCH5-4812AB | 48 | 12 | 87 | 106 | 315.00 | QC5-4812AB | 48 | 12 | 87 | 97 | 295.00 |
| QCH5-4818AB | 48 | 18 | 87 | 126 | 371.00 | QC5-4818AB | 48 | 18 | 87 | 115 | 341.00 |
| QCH5-4824AB | 48 | 24 | 87 | 145 | 425.00 | QC5-4824AB | 48 | 24 | 87 | 132 | 390.00 |
| 20 Gauge 6 Shelves | | | | | | 22 Gauge 6 Shelves | | | | | |
| QCH6-3612AB | 36 | 12 | 87 | 93 | 285.00 | QC6-3612AB | 36 | 12 | 87 | 85 | 267.00 |
| QCH6-3618AB | 36 | 18 | 87 | 112 | 338.00 | QC6-3618AB | 36 | 18 | 87 | 102 | 314.00 |
| QCH6-3624AB | 36 | 24 | 87 | 130 | 389.00 | QC6-3624AB | 36 | 24 | 87 | 118 | 359.00 |
| QCH6-4812AB | 48 | 12 | 87 | 116 | 347.00 | QC6-4812AB | 48 | 12 | 87 | 106 | 323.00 |
| QCH6-4818AB | 48 | 18 | 87 | 139 | 412.00 | QC6-4818AB | 48 | 18 | 87 | 126 | 376.00 |
| QCH6-4824AB | 48 | 24 | 87 | 162 | 475.00 | QC6-4824AB | 48 | 24 | 87 | 146 | 433.00 |
| 20 Gauge 7 Shelves | | | | | | 22 Gauge 7 Shelves | | | | | |
| QCH7-3612AB | 36 | 12 | 87 | 101 | 310.00 | QC7-3612AB | 36 | 12 | 87 | 92 | 288.00 |
| QCH7-3618AB | 36 | 18 | 87 | 122 | 370.00 | QC7-3618AB | 36 | 18 | 87 | 110 | 342.00 |
| QCH7-3624AB | 36 | 24 | 87 | 143 | 428.00 | QC7-3624AB | 36 | 24 | 87 | 129 | 393.00 |
| QCH7-4812AB | 48 | 12 | 87 | 127 | 379.00 | QC7-4812AB | 48 | 12 | 87 | 115 | 351.00 |
| QCH7-4818AB | 48 | 18 | 87 | 153 | 453.00 | QC7-4818AB | 48 | 18 | 87 | 138 | 411.00 |
| QCH7-4824AB | 48 | 24 | 87 | 179 | 525.00 | QC7-4824AB | 48 | 24 | 87 | 160 | 476.00 |
| 20 Gauge 8 Shelves | | | | | | 22 Gauge 8 Shelves | | | | | |
| QCH8-3612AB | 36 | 12 | 87 | 109 | 335.00 | QC8-3612AB | 36 | 12 | 87 | 98 | 310.00 |
| QCH8-3618AB | 36 | 18 | 87 | 133 | 402.00 | QC8-3618AB | 36 | 18 | 87 | 119 | 370.00 |
| QCH8-3624AB | 36 | 24 | 87 | 156 | 467.00 | QC8-3624AB | 36 | 24 | 87 | 140 | 427.00 |
| QCH8-4812AB | 48 | 12 | 87 | 137 | 411.00 | QC8-4812AB | 48 | 12 | 87 | 123 | 379.00 |
| QCH8-4818AB | 48 | 18 | 87 | 167 | 494.00 | QC8-4818AB | 48 | 18 | 87 | 149 | 446.00 |
| QCH8-4824AB | 48 | 24 | 87 | 196 | 575.00 | QC8-4824AB | 48 | 24 | 87 | 174 | 519.00 |

Note: Adder Units include: 2 off-set angle posts, 1 beaded post, 1 side, 1 back and shelves.

tennsco Q-Line Industrial Shelving: Components

With *Q-Line*, create your own custom shelving system to fit your specific requirements. It's simple: Start with posts (see below) selecting the one that best fits your height and weight requirements. Next, select a shelf (page 32), again considering shelf loads, and finally add end panels or doors (pages 31 and 33) for that finishing touch. It's that easy!

- Assembly required.

Please Note

Standard Colors: Light Grey,
Medium Grey, Sand
QuickShip Color: Medium Grey

Q-Line Posts, End and Back Panels



Offset Angle Post

| Cat No. | W | D | H | Wt. | List Price |
|-----------|---|-------------------------------|-----|-----|---------------|
| OAP-39 | 1 | 1 ⁷ / ₈ | 39 | 2.4 | \$6.70 |
| OAP-48 | 1 | 1 ⁷ / ₈ | 48 | 2.9 | 8.10 |
| OAP-51 | 1 | 1 ⁷ / ₈ | 51 | 3.1 | 8.70 |
| OAP-75 • | 1 | 1 ⁷ / ₈ | 75 | 4.6 | 12.50 |
| OAP-84 • | 1 | 1 ⁷ / ₈ | 84 | 5.1 | 13.80 |
| OAP-87 • | 1 | 1 ⁷ / ₈ | 87 | 5.3 | 14.30 |
| OAP-99 • | 1 | 1 ⁷ / ₈ | 99 | 6.0 | 16.30 |
| OAP-111 • | 1 | 1 ⁷ / ₈ | 111 | 6.8 | 18.40 |
| OAP-123 • | 1 | 1 ⁷ / ₈ | 123 | 7.5 | 20.00 |

All posts are 14 gauge steel. Total weight capacity not to exceed 5,000 lbs. (1250 lbs. per post) per unit, based 24" centers or less.



Beaded Post

| Cat No. | W | D | H | Wt. | List Price |
|----------|-----------------------------|-------------------------------|----|-----|----------------|
| BTP-75 • | ³ / ₈ | 1 ⁷ / ₈ | 75 | 5.3 | \$18.10 |
| BTP-84 • | ³ / ₈ | 1 ⁷ / ₈ | 84 | 5.9 | 21.00 |
| BTP-87 • | ³ / ₈ | 1 ⁷ / ₈ | 87 | 6.1 | 21.00 |


All posts are 14 gauge steel. Total weight capacity not to exceed 3,500 lbs. (2 BTP's in front & 2 OAP's in rear) per unit, based 24" centers or less.



Heavy Duty Beaded Post

| Cat No. | W | D | H | Wt. | List Price |
|----------|-----------------------------|-------------------------------|-----|------|----------------|
| HBP-75 | ³ / ₄ | 2 ⁷ / ₈ | 75 | 8.4 | \$33.00 |
| HBP-84 • | ³ / ₄ | 2 ⁷ / ₈ | 84 | 9.4 | 35.00 |
| HBP-87 • | ³ / ₄ | 2 ⁷ / ₈ | 87 | 9.8 | 35.00 |
| HBP-99 • | ³ / ₄ | 2 ⁷ / ₈ | 99 | 11.1 | 37.00 |
| HBP-111 | ³ / ₄ | 2 ⁷ / ₈ | 111 | 12.5 | 41.00 |
| HBP-123 | ³ / ₄ | 2 ⁷ / ₈ | 123 | 13.9 | 45.00 |

All posts are 14 gauge steel. Total weight capacity not to exceed 5,000 lbs. (2 HTP's in front & 2 OAP's in rear) per unit, based 24" centers or less.



Look for the red dot!

End Panels

| Cat No. | H | Wt. | List Price |
|-----------------|----|------|----------------|
| 15" Deep | | | |
| EP-1539 | 39 | 3.7 | \$13.00 |
| EP-1548 | 48 | 4.5 | 15.20 |
| EP-1551 • | 51 | 4.8 | 15.90 |
| EP-1575 • | 75 | 7.1 | 22.00 |
| EP-1584 • | 84 | 7.9 | 25.00 |
| EP-1587 • | 87 | 8.2 | 25.00 |
| 18" Deep | | | |
| EP-1839 | 39 | 4.5 | 15.50 |
| EP-1848 | 48 | 5.5 | 18.20 |
| EP-1851 • | 51 | 5.9 | 19.10 |
| EP-1875 • | 75 | 8.6 | 27.00 |
| EP-1884 • | 84 | 9.6 | 30.00 |
| EP-1887 • | 87 | 10 | 30.00 |
| 24" Deep | | | |
| EP-2439 | 39 | 6.8 | 20.00 |
| EP-2448 | 48 | 7.5 | 24.00 |
| EP-2451 • | 51 | 8 | 24.00 |
| EP-2475 • | 75 | 11.7 | 36.00 |
| EP-2484 • | 84 | 13.1 | 40.00 |
| EP-2487 • | 87 | 13.6 | 39.00 |
| 30" Deep | | | |
| EP-3039 | 39 | 7.9 | 25.00 |
| EP-3048 | 48 | 9.7 | 30.00 |
| EP-3051 | 51 | 10.3 | 32.00 |
| EP-3075 | 75 | 15.2 | 46.00 |
| EP-3084 | 84 | 17 | 51.00 |
| EP-3087 | 87 | 17.6 | 53.00 |
| 36" Deep | | | |
| EP-3639 | 39 | 9.8 | 30.00 |
| EP-3648 | 48 | 12.1 | 36.00 |
| EP-3651 | 51 | 12.9 | 39.00 |
| EP-3675 | 75 | 18.9 | 55.00 |
| EP-3684 | 84 | 21 | 62.00 |
| EP-3687 | 87 | 22 | 64.00 |

Bin Dividers

| Cat No. | D | H | Wt. | List Price |
|-----------|----|----|-----|---------------|
| BD-1209 • | 12 | 9 | 1 | \$4.30 |
| BD-1212 • | 12 | 12 | 1.3 | 7.40 |
| BD-1809 | 18 | 9 | 1.5 | 6.00 |
| BD-1812 • | 18 | 12 | 2 | 7.30 |
| BD-2409* | 24 | 9 | 1.9 | 10.20 |
| BD-2412 | 24 | 12 | 2.7 | 11.80 |

* If ordering less than 250 pieces, add \$300 to list price. (includes set-up change)

End Panels

| Cat No. | H | Wt. | List Price |
|-----------------|----|-----|----------------|
| 12" Deep | | | |
| EP-1239 | 39 | 2.7 | \$10.10 |
| EP-1248 | 48 | 3.3 | 12.60 |
| EP-1251 • | 51 | 3.5 | 13.20 |
| EP-1275 • | 75 | 5.1 | 18.10 |
| EP-1284 • | 84 | 5.7 | 20.00 |
| EP-1287 • | 87 | 6 | 19.00 |

Back Panels

| Cat No. | H | Wt. | List Price |
|-----------------|----|------|----------------|
| 36" Wide | | | |
| BP-3639 | 39 | 9.8 | \$33.00 |
| BP-3648 | 48 | 12.1 | 39.00 |
| BP-3651 • | 51 | 12.9 | 41.00 |
| BP-3675 • | 75 | 18.9 | 57.00 |
| BP-3684 • | 84 | 21 | 64.00 |
| BP-3687 • | 87 | 22 | 68.00 |

| Cat No. | H | Wt. | List Price |
|------------------|----|------|----------------|
| 42" Wide* | | | |
| BP-4239 | 39 | 11.8 | \$41.00 |
| BP-4248 | 48 | 14.5 | 48.00 |
| BP-4251 | 51 | 15.4 | 51.00 |
| BP-4275 | 75 | 23 | 71.00 |
| BP-4284 • | 84 | 25 | 79.00 |
| BP-4287 • | 87 | 26 | 82.00 |

*NOTE: 42" backs consist of two pieces.

| Cat No. | H | Wt. | List Price |
|------------------|----|------|----------------|
| 48" Wide* | | | |
| BP-4839 | 39 | 14 | \$46.00 |
| BP-4848 | 48 | 17 | 54.00 |
| BP-4851 • | 51 | 18.1 | 58.00 |
| BP-4875 • | 75 | 27 | 80.00 |
| BP-4884 • | 84 | 30 | 89.00 |
| BP-4887 • | 87 | 31 | 88.00 |

*NOTE: 48" backs consist of two pieces.



tennsco Q-Line Industrial Shelving: Components

With Q-Line, create your own custom shelving system to fit your specific requirements. It's simple: Start with posts (page 31) selecting the one that best fits your height and weight requirements. Next, select a shelf (see below), again considering shelf loads, and finally add end panels, side braces, back braces, backs or doors (pages 31 and 33) for that finishing touch. It's that easy!

Please Note

Standard Colors: Light Grey, Medium Grey, Sand
QuickShip Color: Medium Grey
Shelf Box: Shale grey only

Q-Line Shelves



Shelves (22 Gauge)

| Cat No. | Cap. | W | D | H | Wt. | List Price |
|-----------------|------|----|----|--------------------------------|------|------------|
| 36" Wide | | | | | | |
| Q2-3612 | 750 | 36 | 12 | 1 ⁵ / ₁₆ | 6.7 | \$22.00 |
| Q2-3615 | 750 | 36 | 15 | 1 ⁵ / ₁₆ | 7.8 | 27.00 |
| Q2-3618 | 750 | 36 | 18 | 1 ⁵ / ₁₆ | 8.8 | 28.00 |
| Q2-3624 | 700 | 36 | 24 | 1 ⁵ / ₁₆ | 10.9 | 34.00 |
| Q2-3630* | 600 | 36 | 30 | 1 ⁵ / ₁₆ | 12.9 | 44.00 |
| 42" Wide | | | | | | |
| Q2-4212 | 600 | 42 | 12 | 1 ⁵ / ₁₆ | 7.7 | 26.00 |
| Q2-4215 | 600 | 42 | 15 | 1 ⁵ / ₁₆ | 8.9 | 33.00 |
| Q2-4218 | 600 | 42 | 18 | 1 ⁵ / ₁₆ | 10.1 | 34.00 |
| Q2-4224 | 550 | 42 | 24 | 1 ⁵ / ₁₆ | 12.5 | 40.00 |
| Q2-4230* | 500 | 42 | 30 | 1 ⁵ / ₁₆ | 14.8 | 49.00 |
| 48" Wide | | | | | | |
| Q2-4812 | 500 | 48 | 12 | 1 ⁵ / ₁₆ | 8.7 | 28.00 |
| Q2-4815 | 500 | 48 | 15 | 1 ⁵ / ₁₆ | 10.1 | 35.00 |
| Q2-4818 | 500 | 48 | 18 | 1 ⁵ / ₁₆ | 11.4 | 35.00 |
| Q2-4824 | 450 | 48 | 24 | 1 ⁵ / ₁₆ | 14.1 | 43.00 |
| Q2-4830* | 400 | 48 | 30 | 1 ⁵ / ₁₆ | 16.7 | 56.00 |

4 shelf clips per shelf included.
 *Note: Quantities less than 250.
 Please add \$300 list set-up charge
 - Assembly required.

Shelves (20 Gauge)

| Cat No. | Cap. | W | D | H | Wt. | List Price |
|-----------------|------|----|----|--------------------------------|------|------------|
| 36" Wide | | | | | | |
| Q-3612 | 1000 | 36 | 12 | 1 ⁵ / ₁₆ | 8 | \$25.00 |
| Q-3615 | 900 | 36 | 15 | 1 ⁵ / ₁₆ | 9.3 | 31.00 |
| Q-3618 | 850 | 36 | 18 | 1 ⁵ / ₁₆ | 10.5 | 32.00 |
| Q-3624 | 800 | 36 | 24 | 1 ⁵ / ₁₆ | 13 | 39.00 |
| Q-3630* | 800 | 36 | 30 | 1 ⁵ / ₁₆ | 15.4 | 50.00 |
| Q-3636* | 600 | 36 | 36 | 1 ⁵ / ₁₆ | 17.9 | 59.00 |
| 42" Wide | | | | | | |
| Q-4212 | 800 | 42 | 12 | 1 ⁵ / ₁₆ | 9.2 | 30.00 |
| Q-4215 | 700 | 42 | 15 | 1 ⁵ / ₁₆ | 10.6 | 37.00 |
| Q-4218 | 650 | 42 | 18 | 1 ⁵ / ₁₆ | 12 | 38.00 |
| Q-4224 | 650 | 42 | 24 | 1 ⁵ / ₁₆ | 14.9 | 46.00 |
| Q-4230* | 600 | 42 | 30 | 1 ⁵ / ₁₆ | 17.7 | 56.00 |
| Q-4236 | 550 | 42 | 36 | 1 ⁵ / ₁₆ | 21 | 66.00 |
| 48" Wide | | | | | | |
| Q-4812 | 650 | 48 | 12 | 1 ⁵ / ₁₆ | 10.4 | 32.00 |
| Q-4815 | 600 | 48 | 15 | 1 ⁵ / ₁₆ | 12 | 41.00 |
| Q-4818 | 550 | 48 | 18 | 1 ⁵ / ₁₆ | 13.6 | 41.00 |
| Q-4824 | 550 | 48 | 24 | 1 ⁵ / ₁₆ | 16.8 | 50.00 |
| Q-4830* | 500 | 48 | 30 | 1 ⁵ / ₁₆ | 19.9 | 62.00 |
| Q-4836* | 450 | 48 | 36 | 1 ⁵ / ₁₆ | 23 | 73.00 |

4 shelf clips per shelf included.

Shelves with Stiffeners

| Cat No. | Cap. | W | D | H | Wt. | List Price |
|-----------------|------|----|----|--------------------------------|------|------------|
| 36" Wide | | | | | | |
| Q-3624-S | 1000 | 36 | 24 | 1 ⁵ / ₁₆ | 15.4 | \$57.00 |
| Q-3630-S* | 1000 | 36 | 30 | 1 ⁵ / ₁₆ | 18.1 | 68.00 |
| Q-3636-S* | 750 | 36 | 36 | 1 ⁵ / ₁₆ | 21 | 78.00 |
| 42" Wide | | | | | | |
| Q-4224-S* | 800 | 42 | 24 | 1 ⁵ / ₁₆ | 17.6 | 64.00 |
| Q-4230-S* | 750 | 42 | 30 | 1 ⁵ / ₁₆ | 21 | 75.00 |
| Q-4236-S* | 700 | 42 | 36 | 1 ⁵ / ₁₆ | 24 | 86.00 |
| 48" Wide | | | | | | |
| Q-4824-S* | 700 | 48 | 24 | 1 ⁵ / ₁₆ | 19.8 | 72.00 |
| Q-4830-S* | 650 | 48 | 30 | 1 ⁵ / ₁₆ | 23 | 82.00 |
| Q-4836-S* | 600 | 48 | 36 | 1 ⁵ / ₁₆ | 27 | 94.00 |

4 shelf clips per shelf included.



Shelves are made from Box Form construction with closed welded corners.

Q-Line Shelving Accessories



End Sway Braces

| Cat No. | Shelf Depth | Wt. | List Price |
|----------|-------------|-----|------------|
| ESB-1224 | 12" to 24" | 2.3 | \$7.40 |
| ESB-3036 | 30" to 36" | 3 | 9.20 |



Rear Sway Braces

| Cat No. | Shelf Width | Wt. | List Price |
|---------|-------------|-----|------------|
| RSBU | 36" to 42" | 3.1 | \$9.20 |
| RSB-48 | 48" | 3.6 | 10.40 |



Foot Plate

| Cat No. | W | D | H | Wt. | List Price |
|---------|-------------------------------|--------------------------------|-------------------------------|-----|------------|
| FP-1 | 1 ¹ / ₂ | 1 ¹ / ₁₆ | 2 ¹ / ₄ | 0.1 | \$68 |

Used to secure uprights to the floor.



Look for the red dot!

Front Base Strips

| Cat No. | W | D | H | Wt. | List Price |
|---------|----|-----|-------------------------------|-----|------------|
| FBS-362 | 36 | 1/2 | 1 ⁷ / ₈ | 1.2 | \$7.30 |
| FBS-422 | 42 | 1/2 | 1 ⁷ / ₈ | 1.5 | 7.80 |
| FBS-482 | 48 | 1/2 | 1 ⁷ / ₈ | 1.7 | 8.40 |

Shelf Boxes

| Cat No. | W | D | H | Wt. | List Price |
|----------------------------|--------------------------------|------|--------------------------------|-----|------------|
| BX-512 | 5 ³ / ₈ | 11 | 4 ⁹ / ₁₆ | 2.5 | \$13.10 |
| BX-518 | 5 ⁵ / ₈ | 17 | 4 ⁹ / ₁₆ | 3.3 | 16.10 |
| BX-812 | 8 ³ / ₈ | 11 | 4 ⁹ / ₁₆ | 3.5 | 15.90 |
| BX-818 | 8 ³ / ₈ | 17 | 4 ⁹ / ₁₆ | 4.3 | 18.90 |
| BX-1112 | 11 ¹ / ₄ | 11 | 4 ⁹ / ₁₆ | 4.5 | 19.50 |
| BX-1118 | 11 ¹ / ₄ | 17 | 4 ⁹ / ₁₆ | 5.3 | 23.00 |
| Shelf Box Dividers* | | | | | |
| BXD-5 | 5 ³ / ₁₆ | 1/32 | 4 ¹ / ₂ | 0.2 | 1.00 |
| BXD-8 | 8 | 1/32 | 4 ¹ / ₂ | 0.3 | 1.30 |
| BXD-11 | 10 ⁷ / ₈ | 1/32 | 4 ¹ / ₂ | 0.4 | 1.70 |

* Dividers are galvanized, not painted.

tennsco Foreman's Desk Q-Line Ledge Units & Door Sets

Foreman's Desks provide a convenient yet sturdy writing surface, ideal for the industrial workplace, businesses, schools and institutions. Choose from Open Style, Closed Style and Wall Mounted to fit your needs. Ledge Unit & Door Sets – Accessorize and meet your specific needs for your storage area. Optional Door Sets include easy opening metal recessed handle with lock to protect and secure shelving contents.

Please Note

Standard Color: Medium Grey

QuickShip Color: Medium Grey



ILU-3637



HD-3637*



HD-3687*



(HDS unit shown)

Ledge Unit and Door Sets for Q-Line Shelving

- Assembly required.

| Cat. No. | W | D | H | Wt. | List Price |
|-------------------|----|--------|----|-----|------------|
| Ledge Unit | | | | | |
| ILU-3637 ● | 36 | 13 1/2 | 37 | 45 | \$149.00 |
| Door Sets | | | | | |
| HD-3637RH ● | 36 | | 37 | 28 | 216.00 |
| HD-3687RH ● | 36 | | 87 | 63 | 299.00 |

* Note: Shelving units sold separately.

Hinged Door Units

(With 7 Openings)

| Cat No. | W | D | H | Wt. | List Price |
|--------------|----|-----|----|-----|------------|
| HDS-8712 ● | 36 | 12* | 87 | 172 | \$635.00 |
| HDS-8718 ● | 36 | 18* | 87 | 197 | 706.00 |
| HDS-8724 ● | 36 | 24* | 87 | 221 | 772.00 |
| HDS-8712RH ● | 36 | 12* | 87 | 172 | 635.00 |
| HDS-8718RH ● | 36 | 18* | 87 | 197 | 706.00 |
| HDS-8724RH ● | 36 | 24* | 87 | 221 | 772.00 |

* Depth does not include 1 1/4" depth of door frame.



SR-58



SR-57



SR-59



Look for the red dot!

Foreman's Desk

- Assembly required.

| Cat. No. | W | D | H | Wt. | List Price |
|---------------------|--------|----|----|-----|------------|
| Open Style | | | | | |
| SR-57 ● | 34 1/2 | 29 | 53 | 97 | \$452.00 |
| Closed Style | | | | | |
| SR-58 ● | 34 1/2 | 29 | 53 | 155 | 725.00 |
| Wall Mounted | | | | | |
| SR-59 ● | 34 1/2 | 29 | | 83 | 458.00 |

tennsco Tool & Die Rack

For extra heavy-duty storage, Tennsco's *Heavy Duty Reinforced Shelving* offers a reinforced shelf capacity of 2,000 lbs. Constructed of 16-gauge steel shelves and 14-gauge posts and supports, the unit's superior strength makes it perfect for storing dies, motors, jigs, fixtures and other heavy materials. Braceless construction allows easy access from all four sides, and the smooth steel surface makes placing and removing items much easier than on wood or wire shelves - simply slide items on and off. A simple design, uncommon for a unit built to withstand such loads, makes it quick and easy to assemble or rearrange.

Please Note

Standard Color: Medium Grey

QuickShip Color: Medium Grey



Heavy Duty Reinforced Shelving

- Assembly required.

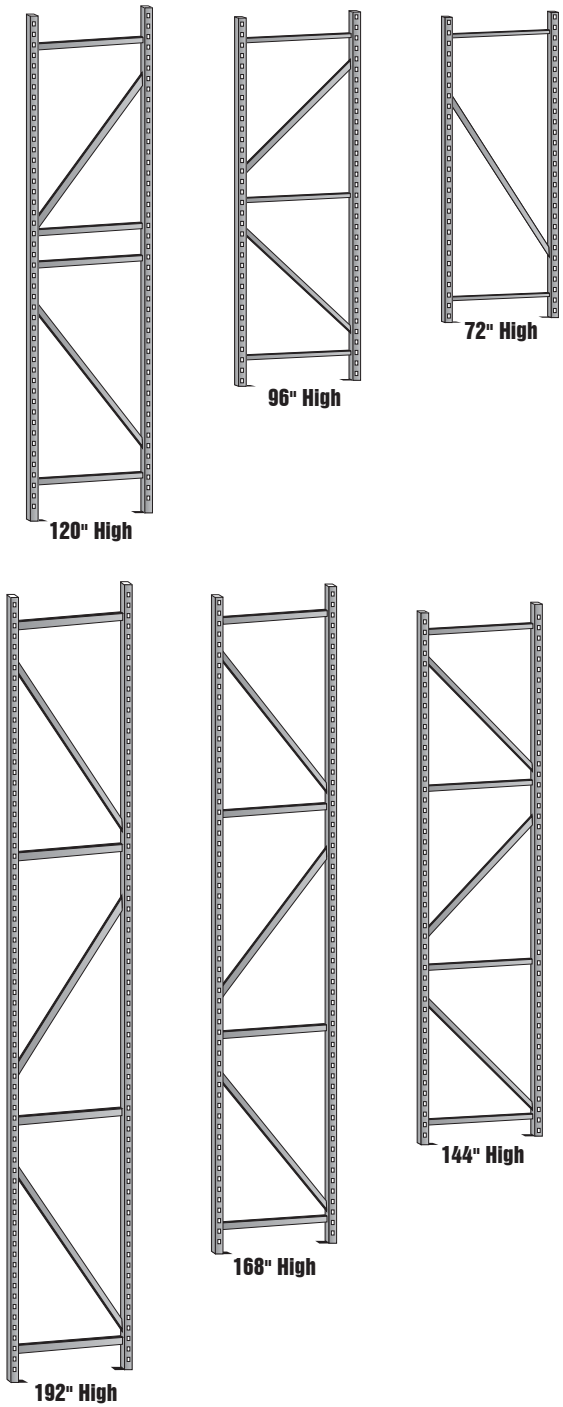
| Cat. No. | Shelf Capacity (lbs.) | W | D | H | Wt. | List Price |
|----------------------|-----------------------|----|----|----|-----|-----------------|
| RXHS-361872 ● | 4000 | 36 | 18 | 72 | 147 | \$508.00 |
| RXHS-362472 ● | 4000 | 36 | 24 | 72 | 202 | 595.00 |
| RXHS-481872 ● | 4000 | 48 | 18 | 72 | 181 | 603.00 |
| RXHS-482472 ● | 4000 | 48 | 24 | 72 | 214 | 693.00 |
| RXHS-602472 ● | 3250 | 60 | 24 | 72 | 255 | 811.00 |
| RXHS-722472 ● | 2750 | 72 | 24 | 72 | 305 | 948.00 |
| RXHS-723672 ● | 2750 | 72 | 36 | 72 | 416 | 1,246.00 |
| RXHS-361884 ● | 4000 | 36 | 18 | 84 | 151 | 517.00 |
| RXHS-362484 ● | 4000 | 36 | 24 | 84 | 210 | 604.00 |
| RXHS-481884 ● | 4000 | 48 | 18 | 84 | 185 | 612.00 |
| RXHS-482484 ● | 4000 | 48 | 24 | 84 | 218 | 702.00 |
| RXHS-602484 ● | 3250 | 60 | 24 | 84 | 259 | 820.00 |
| RXHS-722484 ● | 2750 | 72 | 24 | 84 | 309 | 957.00 |
| RXHS-723684 ● | 2750 | 72 | 36 | 84 | 419 | 1,255.00 |
| RXHS-962484 ● | 2600 | 96 | 24 | 84 | 418 | 1,310.00 |
| RXHS-963684 ● | 2600 | 96 | 36 | 84 | 565 | 1,685.00 |
| RXHS-361896 ● | 4000 | 36 | 18 | 96 | 155 | 532.00 |
| RXHS-362496 ● | 4000 | 36 | 24 | 96 | 218 | 619.00 |
| RXHS-481896 ● | 4000 | 48 | 18 | 96 | 189 | 627.00 |
| RXHS-482496 ● | 4000 | 48 | 24 | 96 | 222 | 717.00 |
| RXHS-602496 ● | 3250 | 60 | 24 | 96 | 263 | 835.00 |
| RXHS-722496 ● | 2750 | 72 | 24 | 96 | 313 | 972.00 |
| RXHS-723696 ● | 2750 | 72 | 36 | 96 | 425 | 1,270.00 |
| RXHS-962496 ● | 2600 | 96 | 24 | 96 | 422 | 1,325.00 |
| RXHS-963696 ● | 2600 | 96 | 36 | 96 | 570 | 1,700.00 |
| Extra Shelves | | | | | | |
| RXHS-3618 ● | | 36 | 18 | | 25 | \$102.00 |
| RXHS-3624 ● | | 36 | 24 | | 32 | 117.00 |
| RXHS-4818 ● | | 48 | 18 | | 32 | 122.00 |
| RXHS-4824 ● | | 48 | 24 | | 40 | 140.00 |
| RXHS-6024 ● | | 60 | 24 | | 47 | 168.00 |
| RXHS-7224 ● | | 72 | 24 | | 57 | 192.00 |
| RXHS-7236 ● | | 72 | 36 | | 79 | 237.00 |
| RXHS-9624 ● | | 96 | 24 | | 80 | 251.00 |
| RXHS-9636 ● | | 96 | 36 | | 109 | 326.00 |

Note: Overall unit capacity 11,000 lbs; 5 shelves included per unit.

tennsco Bulk Storage Racks: Uprights

Here's the most economical way to store bulky items. Tennsco's *Bulk Storage Shelving* allows clear and convenient access from the front or rear. It is designed to handle capacities of 10,000 lbs. per upright set. To configure your own storage system that fits your special needs, select an upright frame from below depending on your available height, then select components.

Please Note
Standard Colors: Light Grey, Medium Grey, Sand
QuickShip Color: Medium Grey



| Cat No. | W | D | H | Wt. | List Price |
|------------------|-------------------------------|----|-----|-----|----------------|
| 72" High | | | | | |
| BUF-2472 ● | 1 ³ / ₄ | 24 | 72 | 20 | \$67.00 |
| BUF-3672 ● | 1 ³ / ₄ | 36 | 72 | 21 | 72.00 |
| BUF-4872 ● | 1 ³ / ₄ | 48 | 72 | 23 | 77.00 |
| 84" High | | | | | |
| BUF-2484 | 1 ³ / ₄ | 24 | 84 | 24 | 84.00 |
| BUF-3684 ● | 1 ³ / ₄ | 36 | 84 | 25 | 100.00 |
| BUF-4884 | 1 ³ / ₄ | 48 | 84 | 27 | 109.00 |
| 96" High | | | | | |
| BUF-2496 ● | 1 ³ / ₄ | 24 | 96 | 28 | 89.00 |
| BUF-3696 ● | 1 ³ / ₄ | 36 | 96 | 30 | 98.00 |
| BUF-4896 ● | 1 ³ / ₄ | 48 | 96 | 33 | 108.00 |
| 120" High | | | | | |
| BUF-24120 ● | 1 ³ / ₄ | 24 | 120 | 33 | 108.00 |
| BUF-36120 ● | 1 ³ / ₄ | 36 | 120 | 36 | 117.00 |
| BUF-48120 ● | 1 ³ / ₄ | 48 | 120 | 38 | 125.00 |
| 144" High | | | | | |
| BUF-24144* | 1 ³ / ₄ | 24 | 144 | 40 | 145.00 |
| BUF-36144* | 1 ³ / ₄ | 36 | 144 | 43 | 155.00 |
| BUF-48144* | 1 ³ / ₄ | 48 | 144 | 46 | 162.00 |
| 168" High | | | | | |
| BUF-24168* | 1 ³ / ₄ | 24 | 168 | 46 | 183.00 |
| BUF-36168* | 1 ³ / ₄ | 36 | 168 | 50 | 192.00 |
| BUF-48168* | 1 ³ / ₄ | 48 | 168 | 53 | 202.00 |
| 192" High | | | | | |
| BUF-24192* | 1 ³ / ₄ | 24 | 192 | 53 | 200.00 |
| BUF-36192* | 1 ³ / ₄ | 36 | 192 | 57 | 203.00 |
| BUF-48192* | 1 ³ / ₄ | 48 | 192 | 64 | 220.00 |

* Note: Quantities less than 50 uprights please add \$250 list set-up charge.



Look for the red dot!

17,000 lbs. capacity based on maximum vertical distance of 24" between any two beams on floor.

National Motor Freight classification: Class 70

tennsco Bulk Storage Racks: Components

Combine the deck levels and decking below with Bulk Storage Upright Frames (page 35) to create an economical method for storing bulky items. Deck levels include beams and supports to create one level of shelving which will accommodate any of our three decking options. Choices of decking include corrugated steel, wire mesh* or particleboard. Particleboard decking can be purchased from Tennsco or obtained locally.

Please Note

Standard Colors: Light Grey, Medium Grey, Sand

QuickShip Color: Medium Grey



Deck Levels

- Order decking separately. See options to the right.

| Cat No. | No. Supports Included | Wt. | List Price | Capacity |
|-------------|-----------------------|------|------------|----------|
| BPB-48-24 ● | 2 | 18.1 | \$49.00 | 4150 |
| BPB-48-36 ● | 2 | 18.5 | 52.00 | 4150 |
| BPB-48-48 ● | 2 | 21 | 55.00 | 4150 |
| BPB-60-24 ● | 2 | 21 | 57.00 | 3800 |
| BPB-60-36 ● | 2 | 23 | 60.00 | 3800 |
| BPB-60-48 ● | 2 | 23 | 63.00 | 3800 |
| BPB-72-24 ● | 3 | 25 | 69.00 | 2750 |
| BPB-72-36 ● | 3 | 27 | 74.00 | 2750 |
| BPB-72-48 ● | 3 | 31 | 78.00 | 2750 |
| BPB-96-24 ● | 4 | 34 | 88.00 | 2150 |
| BPB-96-36 ● | 4 | 37 | 94.00 | 2150 |
| BPB-96-48 ● | 4 | 37 | 100.00 | 2150 |

Note: Safety plugs (included) must be inserted in each end of beam to secure post.

Additional Support Angles

| Cat No. | W | D | H | Wt. | List Price |
|----------|---|----|---------------------------------|-----|------------|
| BPS-24 ● | 1 | 24 | 1 ¹⁵ / ₁₆ | 1.3 | \$4.10 |
| BPS-36 ● | 1 | 36 | 1 ¹⁵ / ₁₆ | 2.1 | 6.00 |
| BPS-48 ● | 1 | 48 | 1 ¹⁵ / ₁₆ | 2.7 | 7.80 |

National Motor Freight classification: Class 70

Decking Options

- Decking only.

| Cat No. | W | D | H | Wt. | List Price |
|-----------------------------------|----|----|------|------|------------|
| Wire Decking | | | | | |
| ZWD-4824 ● | 48 | 24 | 9/16 | 10.7 | \$39.00 |
| ZWD-4836 ● | 48 | 36 | 9/16 | 16 | 59.00 |
| ZWD-4848 | 48 | 48 | 9/16 | 21 | 85.00 |
| ZWD-6024 | 60 | 24 | 9/16 | 13.3 | 66.00 |
| ZWD-6036 | 60 | 36 | 9/16 | 20 | 81.00 |
| ZWD-6048 | 60 | 48 | 9/16 | 27 | 110.00 |
| ZWD-7224 | 72 | 24 | 9/16 | 16 | 60.00 |
| ZWD-7236 | 72 | 36 | 9/16 | 24 | 82.00 |
| ZWD-7248 | 72 | 48 | 9/16 | 32 | 92.00 |
| ZWD-9624 ● | 96 | 24 | 9/16 | 21 | 78.00 |
| ZWD-9636 | 96 | 36 | 9/16 | 27 | 118.00 |
| ZWD-9648 | 96 | 48 | 9/16 | 42 | 170.00 |
| Corrugated Steel Decking | | | | | |
| BSD-4824 ● | 48 | 24 | 9/16 | 14 | \$44.00 |
| BSD-4836 ● | 48 | 36 | 9/16 | 21 | 61.00 |
| BSD-4848 ● | 48 | 48 | 9/16 | 28 | 80.00 |
| BSD-6024 ● | 60 | 24 | 9/16 | 17.9 | 53.00 |
| BSD-6036 ● | 60 | 36 | 9/16 | 26 | 75.00 |
| BSD-6048 ● | 60 | 48 | 9/16 | 36 | 97.00 |
| BSD-7224 ● | 72 | 24 | 9/16 | 21 | 62.00 |
| BSD-7236 ● | 72 | 36 | 9/16 | 31 | 88.00 |
| BSD-7248 ● | 72 | 48 | 9/16 | 42 | 115.00 |
| BSD-9624 ● | 96 | 24 | 9/16 | 28 | 80.00 |
| BSD-9636 ● | 96 | 36 | 9/16 | 40 | 115.00 |
| BSD-9648 ● | 96 | 48 | 9/16 | 58 | 151.00 |
| 5/8" Particleboard Decking | | | | | |
| PB-4824 ● | 48 | 24 | 5/8 | 20 | \$13.50 |
| PB-4836 ● | 48 | 36 | 5/8 | 30 | 20.00 |
| PB-4848 ● | 48 | 48 | 5/8 | 40 | 30.00 |
| PB-6024 ● | 60 | 24 | 5/8 | 25 | 18.70 |
| PB-6036 ● | 60 | 36 | 5/8 | 37.5 | 28.00 |
| PB-6048 ● | 60 | 48 | 5/8 | 50 | 38.00 |
| PB-7224 ● | 72 | 24 | 5/8 | 30 | 26.00 |
| PB-7236 ● | 72 | 36 | 5/8 | 45 | 34.00 |
| PB-7248 ● | 72 | 48 | 5/8 | 60 | 45.00 |
| PB-9624 ● | 96 | 24 | 5/8 | 40 | 30.00 |
| PB-9636 ● | 96 | 36 | 5/8 | 60 | 45.00 |
| PB-9648 ● | 96 | 48 | 5/8 | 80 | 60.00 |

* Wire decking uses 5 gauge wire and consists of a 2" x 4" mesh pattern.



Look for the red dot!

tennsco Workbenches: Mobile Workbenches

Why let productivity suffer because fixed work benches are located elsewhere? Tennsco *Mobile Workbenches* keep employees productive on the factory floor. These tough mobile benches help your company's productivity by keeping employees organized no matter where they are on the factory floor. Designed to move heavy parts and tools to your worksite, Tennsco's *Mobile Workbenches* feature all welded construction from heavy gauge steel. They are available in one or four drawer configurations. Standard features include: locking cabinet with one cabinet shelf, two fixed and two swivel casters for easy steering.

Please Note

Standard Color: Light Grey, Medium Grey, and Sand

QuickShip Color: Medium Grey



Look for the red dot!



Mobile Workbench

(With Modular Cabinet, One Drawer and Two Shelves)

- Assembly required.

| Cat No. | W | D | H | Wt. | Load Capacity | List Price |
|--------------------------------|----|----|--------------------------------|-----|---------------|-----------------|
| Mobile Workbench | | | | | | |
| MB-2-2542 ● | 42 | 25 | 36 ¹ / ₄ | 157 | 1000 | \$782.00 |
| Extra Shelf For Cabinet | | | | | | |
| MBS-2124 ● | 21 | 23 | ³ / ₄ | 6.4 | 100 | 38.00 |
| Extra Shelf Left Side | | | | | | |
| MBS-1524 ● | 15 | 23 | ³ / ₄ | 5 | 100 | 34.00 |

Note: Drawer capacity is 70 pounds.



Mobile Workbench

(With Modular Cabinet and Four Drawers)

- Assembly required.

| Cat No. | W | D | H | Wt. | Load Capacity | List Price |
|--------------------------------|----|----|--------------------------------|-----|---------------|-------------------|
| Mobile Workbench | | | | | | |
| MB-1-2542 ● | 42 | 25 | 36 ¹ / ₄ | 182 | 1000 | \$1,014.00 |
| Extra Shelf For Cabinet | | | | | | |
| MBS-2124 ● | 21 | 23 | ³ / ₄ | 6.4 | 100 | 38.00 |

Note: Drawer capacity is 70 pounds.

National Motor Freight classification: Class 100

tennsco Workbenches: Mobile Workbenches

Tennsco *Mobile Workbenches* offer a variety of configurations all on easy to push rubber wheels. Your employees will save time and energy throughout the day.

Choose the configuration that offers the right storage and organization for a jump in productivity and employee satisfaction.

Please Note

Standard Color: Light Grey, Medium Grey, and Sand

QuickShip Color: Medium Grey

33" Wide Configurations



MB-2530-BB



MB-2530-C

48" Wide Configurations



MB-3-2545



MB-4-2545



MB-5-2545



MB-6-2545



MB-7-2545



Look for the red dot!

Workbench Configurations

- Assembly required.


| Cat No. | W | D | H | Wt. | List Price |
|--------------|----|----|----|-----|-------------------|
| MB-2530-BB • | 33 | 25 | 43 | 234 | \$1,153.00 |
| MB-2530-C • | 33 | 25 | 43 | 153 | 748.00 |
| MB-3-2545 • | 48 | 25 | 43 | 294 | 1,638.00 |
| MB-4-2545 • | 48 | 25 | 43 | 270 | 1,330.00 |
| MB-5-2545 | 48 | 25 | 43 | 220 | 1,457.00 |
| MB-6-2545 | 48 | 25 | 43 | 251 | 1,375.00 |
| MB-7-2545 | 48 | 25 | 43 | 278 | 1,716.00 |

National Motor Freight classification: Class 100

Mobile Workbench Accessories

Electric Riser

Fits only 48" wide units.



Push Handle Power Strip



- Assembly required.

| Cat No. | W | D | H | Wt. | List Price |
|--------------------------------|----|----|----|-----|-----------------|
| Electric Riser | | | | | |
| RE-1045WK • | 45 | 11 | 11 | 23 | \$167.00 |
| Push Handle Power Strip | | | | | |
| MHE-25 • | - | 25 | - | 11 | 160.00 |


tennsco Workbenches: Steel, Solid Hard Wood, Compressed Wood & Plastic Laminate Tops

Tennsco Workbenches are constructed of only the finest materials. Choose from 12 gauge steel top with 14 gauge reinforcement channel at each end or solid hard wood top with “butcher block” construction sanded smooth.

Please Note

Standard Colors: Light Grey, Medium Grey, Sand

QuickShip Color: Medium Grey



Steel Top Workbenches

- Assembly required.


| Cat. No. | W | D | H | Load Capacity | Wt. | List Price |
|---------------------------------|----|----|--------------------------------|---------------|-----|------------|
| With Stringer & Legs | | | | | | |
| WB-1-3048S | 48 | 30 | 33 ¹ / ₂ | 4000 | 91 | \$ 307.00 |
| WB-1-3060S | 60 | 30 | 33 ¹ / ₂ | 2500 | 103 | 325.00 |
| WB-1-3072S | 72 | 30 | 33 ¹ / ₂ | 1800 | 120 | 362.00 |
| WB-1-3096S | 96 | 30 | 33 ¹ / ₂ | 4000 | 144 | 519.00 |
| WB-1-3660S | 60 | 36 | 33 ¹ / ₂ | 2500 | 122 | 379.00 |
| WB-1-3672S | 72 | 36 | 33 ¹ / ₂ | 1800 | 134 | 405.00 |
| WB-1-3696S | 96 | 36 | 33 ¹ / ₂ | 4000 | 160 | 569.00 |



Solid Hard Wood Top Workbenches

- Assembly required.

| Cat. No. | W | D | H | Load Capacity | Wt. | List Price |
|---------------------------------|----|----|--------------------------------|---------------|-----|------------|
| With Stringer & Legs | | | | | | |
| WB-1-3048W | 48 | 30 | 33 ³ / ₄ | 4000 | 103 | \$466.00 |
| WB-1-3060W | 60 | 30 | 33 ³ / ₄ | 3800 | 124 | 520.00 |
| WB-1-3072W | 72 | 30 | 33 ³ / ₄ | 3600 | 142 | 601.00 |
| WB-1-3096W | 96 | 30 | 33 ³ / ₄ | 4000 | 155 | 834.00 |
| WB-1-3660W | 60 | 36 | 33 ³ / ₄ | 3800 | 137 | 601.00 |
| WB-1-3672W | 72 | 36 | 33 ³ / ₄ | 3600 | 162 | 689.00 |
| WB-1-3696W | 96 | 36 | 33 ³ / ₄ | 4000 | 185 | 1,207.00 |



Compressed Wood Top Workbenches

- Assembly required.

| Cat. No. | W | D | H | Load Capacity | Wt. | List Price |
|---------------------------------|----|----|--------------------------------|---------------|-----|------------|
| With Stringer & Legs | | | | | | |
| WB-1-3048C | 48 | 30 | 33 ³ / ₄ | 2400 | 110 | \$ 398.00 |
| WB-1-3060C | 60 | 30 | 33 ³ / ₄ | 1900 | 152 | 425.00 |
| WB-1-3072C | 72 | 30 | 33 ³ / ₄ | 1500 | 175 | 485.00 |
| WB-1-3096C | 96 | 30 | 33 ³ / ₄ | 2400 | 199 | 693.00 |
| WB-1-3660C | 60 | 36 | 33 ³ / ₄ | 1900 | 169 | 485.00 |
| WB-1-3672C | 72 | 36 | 33 ³ / ₄ | 1500 | 206 | 542.00 |
| WB-1-3696C | 96 | 36 | 33 ³ / ₄ | 2400 | 238 | 803.00 |



Plastic Laminate Top Workbenches

- Assembly required.

| Cat. No. | W | D | H | Load Capacity | Wt. | List Price |
|---------------------------------|----|----|--------------------------------|---------------|-----|------------|
| With Stringer & Legs | | | | | | |
| WB-1-3048P | 48 | 30 | 33 ¹ / ₂ | 2400 | 112 | \$388.00 |
| WB-1-3060P | 60 | 30 | 33 ¹ / ₂ | 1900 | 123 | 411.00 |
| WB-1-3072P | 72 | 30 | 33 ¹ / ₂ | 1500 | 139 | 466.00 |
| WB-1-3096P | 96 | 30 | 33 ¹ / ₂ | 2400 | 161 | 663.00 |
| WB-1-3660P | 60 | 36 | 33 ¹ / ₂ | 1900 | 150 | 493.00 |
| WB-1-3672P | 72 | 36 | 33 ¹ / ₂ | 1500 | 182 | 542.00 |
| WB-1-3696P | 96 | 36 | 33 ¹ / ₂ | 2400 | 193 | 760.00 |

National Motor Freight classification: Class 70

NOTE: Workbench accessories are located on pages 43-45.

tennsco Workbenches: Adjustable Leg Workbenches

Tennsco *Adjustable Leg Workbenches* are constructed of only the finest materials. Choose from 12 gauge steel top with 14 gauge reinforcement channel at each end or solid hard wood top with “butcher block” construction sanded smooth.

Please Note

Standard Colors: Light Grey,
Medium Grey, Sand

QuickShip Color: Medium Grey



Steel Top Adjustable Leg Workbenches

(6 1/2"H adjust)

- Assembly required.

| Cat. No. | W | D | H | Load Capacity | Wt. | List Price |
|------------------|----|----|--------------------------------|---------------|-----|-----------------|
| WBA-1-3048S | 48 | 30 | 33 ¹ / ₂ | 4000 | 98 | \$325.00 |
| WBA-1-3060S ● 60 | 60 | 30 | 33 ¹ / ₂ | 2500 | 110 | 343.00 |
| WBA-1-3072S ● 72 | 72 | 30 | 33 ¹ / ₂ | 1800 | 127 | 380.00 |
| WBA-1-3096S | 96 | 30 | 33 ¹ / ₂ | 4000 | 147 | 546.00 |
| WBA-1-3660S ● 60 | 60 | 36 | 33 ¹ / ₂ | 2500 | 129 | 403.00 |
| WBA-1-3672S ● 72 | 72 | 36 | 33 ¹ / ₂ | 1800 | 141 | 429.00 |
| WBA-1-3696S | 96 | 36 | 33 ¹ / ₂ | 4000 | 173 | 605.00 |

Solid Hard Wood Top Adjustable Leg Workbenches

(6 1/2"H adjust)

- Assembly required.

| Cat. No. | W | D | H | Load Capacity | Wt. | List Price |
|------------------|----|----|--------------------------------|---------------|-----|-----------------|
| WBA-1-3048W | 48 | 30 | 33 ³ / ₄ | 4000 | 109 | \$484.00 |
| WBA-1-3060W ● 60 | 60 | 30 | 33 ³ / ₄ | 3800 | 131 | 538.00 |
| WBA-1-3072W ● 72 | 72 | 30 | 33 ³ / ₄ | 3600 | 148 | 619.00 |
| WBA-1-3096W | 96 | 30 | 33 ³ / ₄ | 4000 | 159 | 861.00 |
| WBA-1-3660W ● 60 | 60 | 36 | 33 ³ / ₄ | 3800 | 144 | 625.00 |
| WBA-1-3672W ● 72 | 72 | 36 | 33 ³ / ₄ | 3600 | 168 | 713.00 |
| WBA-1-3696W | 96 | 36 | 33 ³ / ₄ | 4000 | 188 | 1,243.00 |



Compressed Wood Top Adjustable Leg Workbenches

(6 1/2"H adjust)

- Assembly required.

| Cat. No. | W | D | H | Load Capacity | Wt. | List Price |
|------------------|----|----|--------------------------------|---------------|-----|-----------------|
| WBA-1-3048C | 48 | 30 | 33 ³ / ₄ | 2400 | 113 | \$416.00 |
| WBA-1-3060C ● 60 | 60 | 30 | 33 ³ / ₄ | 1900 | 159 | 443.00 |
| WBA-1-3072C ● 72 | 72 | 30 | 33 ³ / ₄ | 1500 | 181 | 503.00 |
| WBA-1-3096C | 96 | 30 | 33 ³ / ₄ | 2400 | 203 | 723.00 |
| WBA-1-3660C ● 60 | 60 | 36 | 33 ³ / ₄ | 1900 | 176 | 509.00 |
| WBA-1-3672C ● 72 | 72 | 36 | 33 ³ / ₄ | 1500 | 212 | 566.00 |
| WBA-1-3696C | 96 | 36 | 33 ³ / ₄ | 2400 | 249 | 889.00 |



Plastic Laminate Top Adjustable Leg Workbenches

(6 1/2"H adjust)

- Assembly required.

| Cat. No. | W | D | H | Load Capacity | Wt. | List Price |
|------------------|----|----|--------------------------------|---------------|-----|------------------|
| WBA-1-3048P | 48 | 30 | 33 ¹ / ₂ | 2400 | 115 | \$ 406.00 |
| WBA-1-3060P ● 60 | 60 | 30 | 33 ¹ / ₂ | 1900 | 130 | 429.00 |
| WBA-1-3072P ● 72 | 72 | 30 | 33 ¹ / ₂ | 1500 | 145 | 484.00 |
| WBA-1-3096P | 96 | 30 | 33 ¹ / ₂ | 2400 | 165 | 690.00 |
| WBA-1-3660P ● 60 | 60 | 36 | 33 ¹ / ₂ | 1900 | 157 | 517.00 |
| WBA-1-3672P ● 72 | 72 | 36 | 33 ¹ / ₂ | 1500 | 188 | 566.00 |
| WBA-1-3696P | 96 | 36 | 33 ¹ / ₂ | 2400 | 196 | 796.00 |

National Motor Freight classification: Class 70

NOTE: Workbench accessories are located on pages 43-45.

tennsco Workbenches: Electronic Workbenches & Electronic Modular Workbenches

Tennsco *Workbenches* are constructed of only the finest materials and represent the hallmark of strength and durability. And with a complete selection of optional add-on components, including side and back stops, risers, stackable drawers and lower shelves, these highly efficient units ensure maximum productivity in the workplace.

Please Note

Standard Colors: Light Grey,
Medium Grey, Sand

QuickShip Color: Medium Grey



EB-1
Solid Steel Top
Electronic Workbench



EB-1
Hard Wood Top
Electronic Workbench



EB-1
Compressed Wood Top
Electronic Workbench



EB-1
Plastic Laminate Top
Electronic Workbench

Electronic Workbenches

- Assembly required.

| Cat. No. | Top Material | W | D | H | Load Capacity | Wt. | List Price |
|-------------------------------|------------------|----|----|--------------------------------|---------------|-----|-----------------|
| Electronic Workbenches | | | | | | | |
| EB-1-3072S | Solid Steel | 72 | 30 | 33 ¹ / ₂ | 1800 | 156 | \$526.00 |
| EB-1-3072M | Hard Wood | 72 | 30 | 33 ³ / ₄ | 2000 | 178 | 765.00 |
| EB-1-3672M | Hard Wood | 72 | 36 | 33 ³ / ₄ | 2000 | 195 | 849.00 |
| EB-1-3072P | Plastic Laminate | 72 | 30 | 33 ¹ / ₂ | 1500 | 175 | 630.00 |
| EB-1-3672P | Plastic Laminate | 72 | 36 | 33 ¹ / ₂ | 1500 | 215 | 702.00 |
| EB-1-3072C | Compressed Wood | 72 | 30 | 33 ³ / ₄ | 1500 | 211 | 649.00 |
| EB-1-3672C | Compressed Wood | 72 | 36 | 33 ³ / ₄ | 1500 | 239 | 702.00 |

National Motor Freight classification: Class 70



EMB-1
Solid Steel Top
Electronic Modular
Workbench



EMB-2
Solid Steel Top
Electronic Modular
Workbench

Electronic Modular Workbenches

- Assembly required.

| Cat. No. | Top Material | W | D | H | Load Capacity | Wt. | List Price |
|---------------------------------------|--|----|----|--------------------------------|---------------|-----|-------------------|
| Electronic Modular Workbenches | | | | | | | |
| EMB-1-3072S | Solid Steel w/ 2 Drawer Units | 72 | 30 | 33 ¹ / ₂ | 1800 | 248 | \$1,311.00 |
| EMB-1-3072M | Hard Wood w/ 2 Drawer Units | 72 | 30 | 33 ¹ / ₂ | 2000 | 267 | 1,542.00 |
| EMB-1-3072P | Plastic Laminate w/ 2 Drawer Units | 72 | 30 | 33 ¹ / ₂ | 1500 | 274 | 1,437.00 |
| EMB-1-3072C | Compressed Wood w/ 2 Drawer Units | 72 | 30 | 33 ¹ / ₂ | 1500 | 300 | 1,426.00 |
| EMB-2-3072S * | Solid Steel w/ 1 Drawer & 1 Cabinet | 72 | 30 | 33 ¹ / ₂ | 1800 | 224 | 1,054.00 |
| EMB-2-3072M * | Hard Wood w/ 1 Drawer & 1 Cabinet | 72 | 30 | 33 ¹ / ₂ | 2000 | 243 | 1,285.00 |
| EMB-2-3072P * | Plastic Laminate w/ 1 Drawer & 1 Cabinet | 72 | 30 | 33 ¹ / ₂ | 1500 | 250 | 1,180.00 |
| EMB-2-3072C * | Compressed Wood w/ 1 Drawer & 1 Cabinet | 72 | 30 | 33 ¹ / ₂ | 1500 | 276 | 1,169.00 |

*Load capacity is for top only.

National Motor Freight classification: Class 85

NOTE: Workbench accessories are located on pages 43-45.

tennsco Workbenches: Tops with Stringer

Tennsco *Workbenches* are constructed of only the finest materials and represent the hallmark of strength and durability. And with a complete selection of optional add-on components, including side and back stops, risers, stackable drawers and lower shelves, these highly efficient units ensure maximum productivity in the workplace.

Please Note

Standard Colors: Light Grey, Medium Grey, Sand

QuickShip Color: Medium Grey

Hard Wood and Compressed Wood available in Natural Only.

Laminate is available in white only.



Look for the red dot!

Workbench Tops (includes stringer)

| Cat. No. | W | D | H | Load Capacity | Wt. | List Price |
|---|----|----|-------|---------------|-----|-----------------|
| Steel Top With Stringer** | | | | | | |
| T-3048 • | 48 | 30 | 1 1/2 | 4000 | 62 | 217.00 |
| T-3060 • | 60 | 30 | 1 1/2 | 2500 | 74 | 235.00 |
| T-3072 • | 72 | 30 | 1 1/2 | 1800 | 91 | 272.00 |
| T-3096* • | 96 | 30 | 1 1/2 | 4000 | 129 | 384.00 |
| T-3648 • | 48 | 36 | 1 1/2 | 4000 | 71 | 240.00 |
| T-3660 • | 60 | 36 | 1 1/2 | 2500 | 90 | 285.00 |
| T-3672 • | 72 | 36 | 1 1/2 | 1800 | 102 | 311.00 |
| T-3696* • | 96 | 36 | 1 1/2 | 4000 | 144 | 428.00 |
| Steel Top With Hard Board** | | | | | | |
| THB-3048 | 48 | 30 | 1 1/2 | 4000 | 87 | \$269.00 |
| THB-3060 | 60 | 30 | 1 1/2 | 2500 | 96 | 290.00 |
| THB-3072 | 72 | 30 | 1 1/2 | 1800 | 110 | 330.00 |
| THB-3096 | 96 | 30 | 1 1/2 | 4000 | 144 | 452.00 |
| THB-3648 | 48 | 36 | 1 1/2 | 4000 | 96 | 295.00 |
| THB-3660 | 60 | 36 | 1 1/2 | 2500 | 114 | 343.00 |
| THB-3672 | 72 | 36 | 1 1/2 | 1800 | 124 | 374.00 |
| THB-3696 | 96 | 36 | 1 1/2 | 4000 | 163 | 501.00 |
| Hard Wood Top With Stringer | | | | | | |
| MT-3060 • | 60 | 30 | 1 3/4 | 3800 | 95 | 430.00 |
| MT-3072 • | 72 | 30 | 1 3/4 | 3600 | 113 | 511.00 |
| MT-3660 • | 60 | 36 | 1 3/4 | 3800 | 105 | 507.00 |
| MT-3672 • | 72 | 36 | 1 3/4 | 3600 | 130 | 595.00 |
| Plastic Laminate Top With Stringer | | | | | | |
| PT-3060 • | 60 | 30 | 1 1/2 | 1900 | 94 | 321.00 |
| PT-3072 • | 72 | 30 | 1 1/2 | 1500 | 110 | 376.00 |
| PT-3660 • | 60 | 36 | 1 1/2 | 1900 | 118 | 399.00 |
| PT-3672 • | 72 | 36 | 1 1/2 | 1500 | 150 | 448.00 |
| Compressed Wood Top With Stringer | | | | | | |
| CT-3060 • | 60 | 30 | 1 3/4 | 1900 | 123 | 335.00 |
| CT-3072 • | 72 | 30 | 1 3/4 | 1500 | 146 | 395.00 |
| CT-3660 • | 60 | 36 | 1 3/4 | 1900 | 137 | 391.00 |
| CT-3672 • | 72 | 36 | 1 3/4 | 1500 | 174 | 448.00 |

*Note: 96" tops require 3 legs.

**Note: Includes four mounting channels

(enough to mount one workbench drawer or two modular cabinets.)



tennsco Workbench Accessories: Legs & Modular Storage Units

Tennsco *Workbenches* are constructed of only the finest materials and represent the hallmark of strength and durability. And with a complete selection of optional add-on components, including side and back stops, risers, stackable drawers and lower shelves, these highly efficient units insure maximum productivity in the workplace.

Please Note

Standard Colors: Light Grey, Medium Grey, Sand

QuickShip Color: Medium Grey



Look for the red dot!



Flared Leg

| Cat. No. | W | D | H | Load Capacity | Wt. | List Price |
|----------|-------------------------------|----|----|---------------|------|----------------|
| L-2830 ● | 3 ¹ / ₂ | 30 | 28 | 5000 | 14.5 | \$52.00 |
| L-2836 ● | 3 ¹ / ₂ | 36 | 28 | 5000 | 15.5 | \$4.00 |
| L-3230 ● | 3 ¹ / ₂ | 30 | 32 | 5000 | 14.5 | \$45.00 |
| L-3236 ● | 3 ¹ / ₂ | 36 | 32 | 5000 | 16 | \$47.00 |

Priced as each.
Load Capacity represents total per pair.



Adjustable Leg

| Cat. No. | W | D | H | Load Capacity | Wt. | List Price |
|-----------|---|----|---|---------------|------|----------------|
| AL-3230 ● | 3 | 30 | * | 4000 | 17.8 | \$54.00 |
| AL-3236 ● | 3 | 36 | * | 4000 | 19.3 | \$59.00 |

* Height is adjustable from 27⁷/₈" to 35⁵/₈" on 1¹/₂" centers. Priced as each.
Load Capacity represents total per pair.



Panel Legs

- Assembly required.

| Cat. No. | W | D | H | Load Capacity | Wt. | List Price |
|------------|-------------------------------|----|----|---------------|-----|-----------------|
| LP-3230* ● | 3 ¹ / ₂ | 28 | 32 | 2000 | 48 | \$159.00 |

Priced as pairs.
Load Capacity represents total per pair.
*Requires WOP-72 (see page 45)



Modular Storage Cabinet

| Cat. No. | W | D | H | Load Capacity | Wt. | List Price |
|--------------------------------|----|----|-----------------------------|---------------|-----|-----------------|
| Modular Storage Cabinet | | | | | | |
| MS-1524 ● | 15 | 24 | 32 | 1000 | 53 | \$253.00 |
| Optional Second Shelf | | | | | | |
| MBS-1524 ● | 15 | 23 | ³ / ₄ | 100 | 5 | \$4.00 |



Modular Drawer Cabinet

| Cat. No. | W | D | H | Load Capacity | Wt. | List Price |
|-------------------------------|--------------------------------|----|-------------------------------|---------------|-----|-----------------|
| Modular Drawer Cabinet | | | | | | |
| MD-1524 ● | 15 | 24 | 32 | 1000 | 77 | \$510.00 |
| MD3-1524 ● | 15 | 24 | 32 | 1000 | 69 | \$492.00 |
| Extra Divider* | | | | | | |
| WBDD-12 ● | 12 ³ / ₈ | - | 4 ¹ / ₄ | | .6 | 1.90 |

MD-1524 has 4 box drawers and MD3-1524 has 2 box drawers and 1 file drawer
*Note: Divider is galvanized, not painted.

Workbench Accessories: Side & Back Rail, Shelves, Casters & Drawers

Tennsco Workbenches are constructed of only the finest materials and represent the hallmark of strength and durability. And with a complete selection of optional add-on components, including side and back stops, risers, stackable drawers and lower shelves, these highly efficient units insure maximum productivity in the workplace.

Please Note

Standard Colors: Light Grey, Medium Grey, Sand

QuickShip Color: Medium Grey



Side & Back Rail Kit

- Assembly required.

| Cat. No. | W | D | H | Wt. | List Price |
|-----------|----|----|---|------|------------|
| SB-3048 ● | 48 | 30 | 3 | 12.2 | \$43.00 |
| SB-3060 ● | 60 | 30 | 3 | 14 | 49.00 |
| SB-3072 ● | 72 | 30 | 3 | 15.7 | 52.00 |
| SB-3096 ● | 96 | 30 | 3 | 18.9 | 67.00 |
| SB-3648 ● | 48 | 36 | 3 | 13.9 | 48.00 |
| SB-3660 ● | 60 | 36 | 3 | 15.2 | 52.00 |
| SB-3672 ● | 72 | 36 | 3 | 17 | 54.00 |
| SB-3696 ● | 96 | 36 | 3 | 19.9 | 69.00 |



Look for the red dot!



Shown with optional Cam Lock

Stackable Drawer

| Cat. No. | W | D | H | Load Capacity | Wt. | List Price |
|-------------------------------------|--------|----|-------|---------------|-----|------------|
| Stackable Drawer | | | | | | |
| WBD-1MG* ● | 15 | 18 | 8 1/4 | 70 | 18 | \$79.00 |
| WBD-1LMG** | 15 | 18 | 8 1/4 | 70 | 20 | 84.00 |
| WBD-1 | 15 | 18 | 8 1/4 | 70 | 18 | 130.00 |
| Cam Lock (Field Installable) | | | | | | |
| CL-1 ● | - | - | - | - | .1 | 5.10 |
| Extra Drawer Divider | | | | | | |
| WBDD-12 ● | 12 3/8 | - | 4 1/4 | - | .6 | 1.90 |

* Medium grey only.

** Medium grey only with cam lock.



Lower Shelf For Units With Open Bench Legs

| Cat. No. | W | D | H | Load Capacity | Wt. | List Price |
|----------|----|----|---|---------------|------|------------|
| S-48 ● | 48 | 14 | - | 450 | 15.5 | \$55.00 |
| S-60 ● | 60 | 14 | - | 450 | 19.5 | 65.00 |
| S-72 ● | 72 | 14 | - | 350 | 23 | 75.00 |
| S-96 ● | 96 | 14 | - | 850 | 31 | 96.00 |



Forman's Desk Drawer

| Cat. No. | W | D | H | Load Capacity | Wt. | List Price |
|----------|----|----|---|---------------|-----|------------|
| WBD-25 | 25 | 22 | 6 | 70 | 17 | \$183.00 |



Lower Shelf For Modular Units With 72" w Tops

| Cat. No. | W | D | H | Load Capacity | Wt. | List Price |
|----------|----|----|-------|---------------|------|------------|
| SM-42 ● | 42 | 14 | 1 1/2 | 250 | 14.4 | \$53.00 |



Full Depth Lower Shelf

| Cat. No. | W | D | H | Load Capacity | Wt. | List Price |
|----------|----|----|---|---------------|------|------------|
| FS-48 ● | 48 | 20 | - | 450 | 15.5 | \$55.00 |
| FS-60 ● | 60 | 20 | - | 450 | 19.5 | 65.00 |
| FS-72 ● | 72 | 20 | - | 350 | 23.0 | 75.00 |
| FS-96 ● | 96 | 20 | - | 850 | 31.0 | 96.00 |



Caster Kits

- Assembly required.

| Cat. No. | W | D | H | Load Capacity | Wt. | List Price |
|--------------|----------------------|---|---|---------------|------|------------|
| WBCK-24* | Fits 24"d Legs | | | 1000 | 13.8 | \$101.00 |
| WBCK-3036* ● | Fits 30" & 36"d Legs | | | 1000 | 16 | 87.00 |
| WBCK-3036S** | Fits 30" & 36"d Legs | | | 1000 | 16 | 88.00 |

* Two fixed and two swivel

** All swivel

tennsco Workbench Accessories: Risers, Outlet Panels, Wiring Kit & Service Carts

Tennsco *Workbenches* are constructed of only the finest materials and represent the hallmark of strength and durability. And with a complete selection of optional add-on components, including side and back stops, risers, stackable drawers and lower shelves, outlet panels and wiring kits, these highly efficient units insure maximum productivity in the workplace.

Please Note

Standard Colors: Light Grey, Medium Grey, Sand

QuickShip Color: Medium Grey



Look for the red dot!



Workbench Riser With End Supports

- Assembly required.

| Cat. No. | W | D | H | Load Capacity | Wt. | List Price |
|----------|----|--------------------------------|----|---------------|------|----------------|
| R-1048 ● | 48 | 10 ¹ / ₂ | 12 | 600 | 18.5 | \$76.00 |
| R-1060 ● | 60 | 10 ¹ / ₂ | 12 | 450 | 21 | 80.00 |
| R-1072 ● | 72 | 10 ¹ / ₂ | 12 | 350 | 24 | 88.00 |
| R-1096 ● | 96 | 10 ¹ / ₂ | 12 | 1000 | 32 | 136.00 |
| R-106018 | 60 | 10 ¹ / ₂ | 18 | 450 | 24 | 89.00 |
| R-107218 | 72 | 10 ¹ / ₂ | 18 | 350 | 27 | 98.00 |

Electronic Riser With End Supports

- Assembly required.

| Cat. No. | W | D | H | Load Capacity | Wt. | List Price |
|--------------|----|--------------------------------|----|---------------|-----|-----------------|
| RE-1060 ● | 60 | 10 ¹ / ₂ | 12 | 450 | 27 | \$106.00 |
| RE-1072 ● | 72 | 10 ¹ / ₂ | 12 | 350 | 31 | 115.00 |
| RE-1560 ● | 60 | 15 | 12 | 450 | 35 | 129.00 |
| RE-1572 ● | 72 | 15 | 12 | 350 | 39 | 140.00 |
| RE-18-1560 ● | 60 | 15 | 18 | 450 | 38 | 140.00 |
| RE-18-1572 ● | 72 | 15 | 18 | 350 | 43 | 151.00 |
| RE-18-1596 ● | 96 | 15 | 18 | 300 | 53 | 192.00 |

Note: Wiring kit sold separately.




Electronic Outlet Panel For 72" Benches With Panel Legs

- Assembly required.

| Cat. No. | W | D | H | Wt. | List Price |
|----------|--------------------------------|---|-------------------------------|------|----------------|
| WOP-72 ● | 71 ⁵ / ₈ | 3 | 4 ³ / ₈ | 17.4 | \$95.00 |

Note: Wiring kit sold separately.

Includes front and rear panels.



Prewired Electronic Riser With End Supports

- Assembly required.

| Cat. No. | W | D | H | Load Capacity | Wt. | List Price |
|------------------|----|--------------------------------|----|---------------|-----|-----------------|
| REI-1060-WK-1 | 60 | 10 ¹ / ₂ | 12 | 450 | 30 | \$285.00 |
| REI-1072-WK-1 | 72 | 10 ¹ / ₂ | 12 | 350 | 34 | 293.00 |
| REI-1560-WK-1 | 60 | 15 | 12 | 450 | 47 | 308.00 |
| REI-1572-WK-1 | 72 | 15 | 12 | 350 | 53 | 320.00 |
| REI-18-1560-WK-1 | 60 | 15 | 18 | 450 | 54 | 316.00 |
| REI-18-1572-WK-1 | 72 | 15 | 18 | 350 | 60 | 330.00 |
| REI-18-1596-WK-1 | 96 | 15 | 18 | 300 | 72 | 375.00 |



Service Cart

- Assembly required. Shown with optional center tray.

| Cat. No. | W | D | H | Wt. | List Price |
|---|----|----|-------------------------------|------|-----------------|
| 16" Wide Cart | | | | | |
| SC-1630 ● | 16 | 30 | 32 | 36 | \$162.00 |
| Optional Center Tray for 16" Wide Cart | | | | | |
| ST-16 ● | 16 | 30 | 3 ¹ / ₄ | 11 | 49.00 |
| 24" Wide Cart | | | | | |
| SC-2436 ● | 24 | 36 | 32 | 51 | 196.00 |
| Optional Center Tray for 24" Wide Cart | | | | | |
| ST-24 ● | 24 | 36 | 3 ¹ / ₄ | 15.8 | 61.00 |



Electronic Outlet Panel For 72" Benches With Two Modular Units

- Assembly required.

| Cat. No. | W | D | H | Wt. | List Price |
|----------|----|-------------------------------|-------------------------------|------|----------------|
| WOP-42 ● | 42 | 3 ³ / ₈ | 4 ³ / ₈ | 10.3 | \$41.00 |

Note: Wiring kit sold separately.



Wiring Kit

- Assembly required.

| Cat. No. | W | D | H | Wt. | List Price |
|----------|---|---|---|-----|-----------------|
| WK-1 ● | - | - | - | 2.5 | \$104.00 |

tennsco Stur-D-Bench

Stur-D-Bench Workbenches keep tools and supplies within easy reach for added convenience and productivity. Assemble easily with unique interlocking keyhole slot design.

Please Note

Standard Color: Accent Blue

QuickShip Color: Accent Blue



Stur-D-Bench with Half-Width Drawer*

- Assembly required.

| Cat. No. | W | D | H | Wt. | List Price |
|--------------------|----|----|-------------------------------|-----------------|---------------|
| ZWB-6024-HD • 60 | 24 | 66 | 169 | \$470.00 | |
| ZWB-6030-HD • 60 | 30 | 66 | 179 | 487.00 | |
| Additional Drawers | | | | | |
| ZHD24 | 30 | 24 | 2 ³ / ₄ | 33 | 161.00 |
| ZHD30 | 30 | 30 | 2 ³ / ₄ | 35 | 166.00 |



Stur-D-Bench with Full-Width Drawer*

- Assembly required.

| Cat. No. | W | D | H | Wt. | List Price |
|--------------------|----|----|-------------------------------|-----------------|---------------|
| ZWB-6024-FD • 60 | 24 | 66 | 188 | \$454.00 | |
| ZWB-6030-FD • 60 | 30 | 66 | 205 | 478.00 | |
| Additional Drawers | | | | | |
| ZFD24 | 60 | 24 | 2 ³ / ₄ | 53 | 187.00 |
| ZFD30 | 60 | 30 | 2 ³ / ₄ | 54 | 192.00 |

* Note: Includes particle board top, lower shelf and riser with 60"W x 24"H rear pegboard included for hanging tools and accessories. Drawers are mounted on fully progressive steel ball-bearing suspensions, with load capacity of 150 lbs. per drawer.

tennsco Technical Workstations

Tennsco *Technical Workstations* are easily configured to meet any technical application and offer you everything you need for an optimized, productive and safe work environment. Heavy-duty work surfaces and optional static-control surfaces are designed to handle the toughest assignments. *Power Rails* provide convenient desktop access to power receptacles. The optional *Instrument Shelf* is designed to provide more work space while complementing the design and function of the *Technical Workstation*. Additional *Hanging Drawer Units* allow for convenient storage of small items.

Please Note

Standard Colors: Sand, Accent Blue

QuickShip Color: Sand



Shown with optional instrument shelf.

Technical Workstations with Power Rail & Fixed Legs

- Assembly required.

| Cat. No. | W | D | H | Wt. | List Price |
|------------------------------------|----|----|----|-----|-----------------|
| Standard Work Surface | | | | | |
| TW-603030-NE | 60 | 30 | 30 | 124 | \$884.00 |
| TW-603034-NE | 60 | 30 | 34 | 127 | 892.00 |
| TW-603630-NE | 60 | 36 | 30 | 130 | 969.00 |
| TW-603634-NE | 60 | 36 | 34 | 134 | 977.00 |
| TW-723030-NE | 72 | 30 | 30 | 137 | 960.00 |
| TW-723034-NE | 72 | 30 | 34 | 140 | 967.00 |
| TW-723630-NE | 72 | 36 | 30 | 157 | 1,049.00 |
| TW-723634-NE | 72 | 36 | 34 | 161 | 1,057.00 |
| TW-963030-NE | 96 | 30 | 30 | 168 | 1,130.00 |
| TW-963034-NE | 96 | 30 | 34 | 171 | 1,138.00 |
| TW-963630-NE | 96 | 36 | 30 | 188 | 1,252.00 |
| TW-963634-NE | 96 | 36 | 34 | 192 | 1,260.00 |
| Static Control Work Surface | | | | | |
| TW-603030-SE | 60 | 30 | 30 | 124 | 1,157.00 |
| TW-603034-SE | 60 | 30 | 34 | 127 | 1,165.00 |
| TW-603630-SE | 60 | 36 | 30 | 130 | 1,178.00 |
| TW-603634-SE | 60 | 36 | 34 | 134 | 1,186.00 |
| TW-723030-SE | 72 | 30 | 30 | 137 | 1,228.00 |
| TW-723034-SE | 72 | 30 | 34 | 140 | 1,236.00 |
| TW-723630-SE | 72 | 36 | 30 | 157 | 1,263.00 |
| TW-723634-SE | 72 | 36 | 34 | 161 | 1,271.00 |
| TW-963030-SE | 96 | 30 | 30 | 168 | 1,276.00 |
| TW-963034-SE | 96 | 30 | 34 | 171 | 1,284.00 |
| TW-963630-SE | 96 | 36 | 30 | 188 | 1,405.00 |
| TW-963634-SE | 96 | 36 | 34 | 192 | 1,413.00 |



Instrument Shelf

- Assembly required.

| Cat. No. | W | D | H | Wt. | List Price |
|--|----|----|----|-----|-----------------|
| Standard Work Surface | | | | | |
| TWI-60-N | 60 | 15 | 18 | 61 | \$425.00 |
| TWI-72-N | 72 | 15 | 18 | 69 | 495.00 |
| TWI-96-N | 96 | 15 | 18 | 87 | 568.00 |
| Static Control Work Surface | | | | | |
| TWI-60-S | 60 | 15 | 18 | 61 | 527.00 |
| TWI-72-S | 72 | 15 | 18 | 69 | 581.00 |
| TWI-96-S | 96 | 15 | 18 | 87 | 652.00 |
| Standard Work Surface with Power Rail | | | | | |
| TWI-60-NE | 60 | 15 | 18 | 64 | 606.00 |
| TWI-72-NE | 72 | 15 | 18 | 74 | 684.00 |
| TWI-96-NE | 96 | 15 | 18 | 93 | 758.00 |
| Static Control Work Surface with Power Rail | | | | | |
| TWI-60-SE | 60 | 15 | 18 | 64 | 708.00 |
| TWI-72-SE | 72 | 15 | 18 | 74 | 770.00 |
| TWI-96-SE | 96 | 15 | 18 | 93 | 842.00 |

Hanging Drawer Units

- Assembly required.

| Cat. No. | W | D | H | Wt. | List Price |
|--|----|----|--------------------------------|-----|-----------------|
| Fits 30" Deep Technical Workstation | | | | | |
| PED-10-30 | 15 | 24 | 9 | 39 | \$361.00 |
| PED-20-30 | 15 | 24 | 20 ³ / ₄ | 66 | 503.00 |
| PED-30-30 | 15 | 24 | 20 ³ / ₄ | 76 | 584.00 |
| Fits 36" Deep Technical Workstation | | | | | |
| PED-10-36 | 15 | 24 | 9 | 39 | 365.00 |
| PED-20-36 | 15 | 24 | 20 ³ / ₄ | 66 | 507.00 |
| PED-30-36 | 15 | 24 | 20 ³ / ₄ | 76 | 588.00 |



Look for the red dot!



PED-10-XX
(1 Drawer)

PED-20-XX
(2 Drawer)

PED-30-XX
(3 Drawer)

tennsco Steel Lockers: Single Tier

Single Tier lockers are roomy enough for just about any secured storage application. Tennsco's Single Tier lockers are the most popular general purpose locker in factories, schools, hospitals, and other locations where coats and clothing are stored.

Please Note
Standard Colors: Black, Champagne/Putty, Light Grey, Medium Grey, Sand
QuickShip Colors: Medium Grey, Sand



Look for the red dot!



| ASSEMBLED | | | UNASSEMBLED | | | Openings | Opening | | | Overall Unit | | |
|---------------------|----------|------------|----------------|----------|------------|----------|---------|----|----|--------------|----|----|
| Cat. No. | Unit Wt. | Unit Price | Cat. No. | Unit Wt. | Unit Price | | W | D | H | W | D | H |
| With Legs | | | | | | | | | | | | |
| STS-121260-1 | 53 | \$311.00 | STK-121260-1 ● | 58 | \$267.00 | 1 | 12 | 12 | 60 | 12 | 12 | 66 |
| - | - | - | STK-121260-3 ● | 133 | \$610.00 | 3 | 12 | 12 | 60 | 36 | 12 | 66 |
| STS-121560-1 | 67 | \$321.00 | STK-121560-1 ● | 61 | \$282.00 | 1 | 12 | 15 | 60 | 12 | 15 | 66 |
| STS-121560-3 | 158 | \$758.00 | STK-121560-3 ● | 156 | \$651.00 | 3 | 12 | 15 | 60 | 36 | 15 | 66 |
| STS-121860-1 | 68 | \$333.00 | STK-121860-1 ● | 68 | \$290.00 | 1 | 12 | 18 | 60 | 12 | 18 | 66 |
| STS-121860-3 | 175 | \$872.00 | STK-121860-3 ● | 165 | \$689.00 | 3 | 12 | 18 | 60 | 36 | 18 | 66 |
| STS-151560-1 | 75 | \$366.00 | STK-151560-1 | 73 | \$318.00 | 1 | 15 | 15 | 60 | 15 | 15 | 66 |
| STS-151560-3 | 189 | \$929.00 | STK-151560-3 | 180 | \$734.00 | 3 | 15 | 15 | 60 | 45 | 15 | 66 |
| STS-151860-1 | 77 | \$360.00 | STK-151860-1 | 74 | \$316.00 | 1 | 15 | 18 | 60 | 15 | 18 | 66 |
| STS-151860-3 | 192 | \$905.00 | STK-151860-3 | 183 | \$762.00 | 3 | 15 | 18 | 60 | 45 | 18 | 66 |
| STS-121272-1 | 72 | \$340.00 | STK-121272-1 ● | 66 | \$275.00 | 1 | 12 | 12 | 72 | 12 | 12 | 78 |
| STS-121272-3 | 159 | \$848.00 | STK-121272-3 ● | 169 | \$653.00 | 3 | 12 | 12 | 72 | 36 | 12 | 78 |
| STS-121572-1 ● | 65 | \$352.00 | STK-121572-1 ● | 70 | \$285.00 | 1 | 12 | 15 | 72 | 12 | 15 | 78 |
| STS-121572-3 ● | 163 | \$825.00 | STK-121572-3 ● | 166 | \$695.00 | 3 | 12 | 15 | 72 | 36 | 15 | 78 |
| STS-121872-1 ● | 70 | \$363.00 | STK-121872-1 ● | 66 | \$295.00 | 1 | 12 | 18 | 72 | 12 | 18 | 78 |
| STS-121872-3 ● | 176 | \$856.00 | STK-121872-3 ● | 177 | \$726.00 | 3 | 12 | 18 | 72 | 36 | 18 | 78 |
| STS-151572-1 ● | 86 | \$404.00 | STK-151572-1 | 74 | \$321.00 | 1 | 15 | 15 | 72 | 15 | 15 | 78 |
| STS-151572-3 ● | 217 | \$993.00 | STK-151572-3 | 191 | \$823.00 | 3 | 15 | 15 | 72 | 45 | 15 | 78 |
| STS-151872-1 ● | 76 | \$397.00 | STK-151872-1 ● | 75 | \$321.00 | 1 | 15 | 18 | 72 | 15 | 18 | 78 |
| STS-151872-3 ● | 196 | \$968.00 | STK-151872-3 ● | 194 | \$823.00 | 3 | 15 | 18 | 72 | 45 | 18 | 78 |
| STS-182172-1 | 87 | \$469.00 | STK-182172-1 | 101 | \$442.00 | 1 | 18 | 21 | 72 | 18 | 21 | 78 |
| STS-182172-2 | 190 | \$919.00 | - | - | - | 2 | 18 | 21 | 72 | 36 | 21 | 78 |
| - | - | - | STK-182172-3 | 243 | \$955.00 | 3 | 18 | 21 | 72 | 54 | 21 | 78 |
| STS-242472-1 | 123 | \$551.00 | - | - | - | 1 | 24 | 24 | 72 | 24 | 24 | 78 |
| Without Legs | | | | | | | | | | | | |
| STS-121260-A | 51 | \$298.00 | STK-121260-A | 56 | \$270.00 | 1 | 12 | 12 | 60 | 12 | 12 | 60 |
| - | - | - | STK-121260-C | 142 | \$600.00 | 3 | 12 | 12 | 60 | 36 | 12 | 60 |
| STS-121560-A | 62 | \$308.00 | STK-121560-A | 56 | \$278.00 | 1 | 12 | 15 | 60 | 12 | 15 | 60 |
| STS-121560-C | 153 | \$771.00 | STK-121560-C | 152 | \$647.00 | 3 | 12 | 15 | 60 | 36 | 15 | 60 |
| STS-121860-A | 67 | \$321.00 | STK-121860-A | 64 | \$288.00 | 1 | 12 | 18 | 60 | 12 | 18 | 60 |
| STS-121860-C | 169 | \$778.00 | STK-121860-C | 158 | \$681.00 | 3 | 12 | 18 | 60 | 36 | 18 | 60 |
| STS-151560-A | 71 | \$363.00 | STK-151560-A | 70 | \$325.00 | 1 | 15 | 15 | 60 | 15 | 15 | 60 |
| STS-151560-C | 180 | \$920.00 | STK-151560-C | 178 | \$805.00 | 3 | 15 | 15 | 60 | 45 | 15 | 60 |
| STS-151860-A | 75 | \$350.00 | STK-151860-A | 74 | \$316.00 | 1 | 15 | 18 | 60 | 15 | 18 | 60 |
| STS-151860-C | 186 | \$872.00 | STK-151860-C | 179 | \$761.00 | 3 | 15 | 18 | 60 | 45 | 18 | 60 |
| STS-121272-A | 68 | \$327.00 | STK-121272-A | 64 | \$271.00 | 1 | 12 | 12 | 72 | 12 | 12 | 72 |
| STS-121272-C | 153 | \$844.00 | STK-121272-C | 165 | \$642.00 | 3 | 12 | 12 | 72 | 36 | 12 | 72 |
| STS-121572-A | 63 | \$338.00 | STK-121572-A | 68 | \$281.00 | 1 | 12 | 15 | 72 | 12 | 15 | 72 |
| STS-121572-C | 157 | \$804.00 | STK-121572-C | 175 | \$685.00 | 3 | 12 | 15 | 72 | 36 | 15 | 72 |
| STS-121872-A ● | 68 | \$347.00 | STK-121872-A | 74 | \$292.00 | 1 | 12 | 18 | 72 | 12 | 18 | 72 |
| STS-121872-C ● | 170 | \$826.00 | STK-121872-C | 187 | \$716.00 | 3 | 12 | 18 | 72 | 36 | 18 | 72 |
| STS-151572-A | 86 | \$393.00 | STK-151572-A | 80 | \$330.00 | 1 | 15 | 15 | 72 | 15 | 15 | 72 |
| STS-151572-C | 212 | \$979.00 | STK-151572-C | 206 | \$849.00 | 3 | 15 | 15 | 72 | 45 | 15 | 72 |
| STS-151872-A | 74 | \$382.00 | STK-151872-A | 80 | \$318.00 | 1 | 15 | 18 | 72 | 15 | 18 | 72 |
| STS-151872-C | 190 | \$944.00 | STK-151872-C | 206 | \$822.00 | 3 | 15 | 18 | 72 | 45 | 18 | 72 |
| STS-182172-A | 85 | \$456.00 | STK-182172-A | 96 | \$429.00 | 1 | 18 | 21 | 72 | 18 | 21 | 72 |
| STS-182172-B | 181 | \$888.00 | - | - | - | 2 | 18 | 21 | 72 | 36 | 21 | 72 |
| - | - | - | STK-182172-C | 239 | \$945.00 | 3 | 18 | 21 | 72 | 54 | 21 | 72 |
| STS-242472-A | 119 | \$535.00 | - | - | - | 1 | 24 | 24 | 72 | 24 | 24 | 72 |

National Motor Freight classification: Class 70 KD; 100 Set up
 Locker Accessories are located on page 49

tennsco Steel Lockers: Double Tier

Tennsco's *Double Tiered* lockers feature two openings per locker, giving you twice as many lockers in the same space, yet providing plenty of hanging room for shirts and jackets. Perfect for the gym or health club!

Please Note

Standard Colors: Black, Champagne/Putty, Light Grey, Medium Grey, Sand

QuickShip Colors: Medium Grey, Sand



| ASSEMBLED | | | UNASSEMBLED | | | Openings | Opening | | | Overall Unit | | |
|---------------------|----------|-----------------|--------------|----------|-----------------|----------|---------|----|----|--------------|----|----|
| Cat. No. | Unit Wt. | Unit Price | Cat. No. | Unit Wt. | Unit Price | | W | D | H | W | D | H |
| With Legs | | | | | | | | | | | | |
| DTS-121230-1 | 53 | \$342.00 | DTK-121230-1 | 59 | \$291.00 | 2 | 12 | 12 | 30 | 12 | 12 | 66 |
| DTS-121230-3 | 136 | 844.00 | DTK-121230-3 | 150 | 692.00 | 6 | 12 | 12 | 30 | 36 | 12 | 66 |
| DTS-121530-1 | 68 | 354.00 | DTK-121530-1 | 62 | 300.00 | 2 | 12 | 15 | 30 | 12 | 15 | 66 |
| DTS-121530-3 | 162 | 879.00 | DTK-121530-3 | 158 | 725.00 | 6 | 12 | 15 | 30 | 36 | 15 | 66 |
| DTS-121830-1 | 69 | 362.00 | DTK-121830-1 | 69 | 308.00 | 2 | 12 | 18 | 30 | 12 | 18 | 66 |
| DTS-121830-3 | 177 | 901.00 | DTK-121830-3 | 167 | 780.00 | 6 | 12 | 18 | 30 | 36 | 18 | 66 |
| DTS-151530-1 | 85 | 392.00 | DTK-151530-1 | 71 | 334.00 | 2 | 15 | 15 | 30 | 15 | 15 | 66 |
| DTS-151530-3 | 203 | 991.00 | DTK-151530-3 | 179 | 857.00 | 6 | 15 | 15 | 30 | 45 | 15 | 66 |
| DTS-151830-1 | 80 | 390.00 | DTK-151830-1 | 74 | 329.00 | 2 | 15 | 18 | 30 | 15 | 18 | 66 |
| DTS-151830-3 | 194 | 998.00 | DTK-151830-3 | 185 | 846.00 | 6 | 15 | 18 | 30 | 45 | 18 | 66 |
| DTS-121236-1 | 63 | 359.00 | DTK-121236-1 | 66 | 293.00 | 2 | 12 | 12 | 36 | 12 | 12 | 78 |
| DTS-121236-3 | 161 | 845.00 | DTK-121236-3 | 159 | 707.00 | 6 | 12 | 12 | 36 | 36 | 12 | 78 |
| DTS-121536-1 | 67 | 372.00 | DTK-121536-1 | 73 | 303.00 | 2 | 12 | 15 | 36 | 12 | 15 | 78 |
| DTS-121536-3 | 168 | 883.00 | DTK-121536-3 | 167 | 753.00 | 6 | 12 | 15 | 36 | 36 | 15 | 78 |
| DTS-121836-1 | 70 | 379.00 | DTK-121836-1 | 67 | 313.00 | 2 | 12 | 18 | 36 | 12 | 18 | 78 |
| DTS-121836-3 | 177 | 899.00 | DTK-121836-3 | 177 | 782.00 | 6 | 12 | 18 | 36 | 36 | 18 | 78 |
| DTS-151536-1 | 89 | 427.00 | DTK-151536-1 | 85 | 339.00 | 2 | 15 | 15 | 36 | 15 | 15 | 78 |
| DTS-151536-3 | 227 | 1,068.00 | DTK-151536-3 | 221 | 897.00 | 6 | 15 | 15 | 36 | 45 | 15 | 78 |
| DTS-151836-1 | 77 | 426.00 | DTK-151836-1 | 85 | 345.00 | 2 | 15 | 18 | 36 | 15 | 18 | 78 |
| DTS-151836-3 | 196 | 1,072.00 | DTK-151836-3 | 195 | 874.00 | 6 | 15 | 18 | 36 | 45 | 18 | 78 |
| Without Legs | | | | | | | | | | | | |
| DTS-121230-A | 51 | 329.00 | DTK-121230-A | 57 | 286.00 | 2 | 12 | 12 | 30 | 12 | 12 | 60 |
| DTS-121230-C | 130 | 794.00 | DTK-121230-C | 146 | 685.00 | 6 | 12 | 12 | 30 | 36 | 12 | 60 |
| DTS-121530-A | 63 | 341.00 | DTK-121530-A | 59 | 297.00 | 2 | 12 | 15 | 30 | 12 | 15 | 60 |
| DTS-121530-C | 156 | 843.00 | DTK-121530-C | 154 | 717.00 | 6 | 12 | 15 | 30 | 36 | 15 | 60 |
| DTS-121830-A | 67 | 349.00 | DTK-121830-A | 68 | 306.00 | 2 | 12 | 18 | 30 | 12 | 18 | 60 |
| DTS-121830-C | 171 | 878.00 | DTK-121830-C | 163 | 773.00 | 6 | 12 | 18 | 30 | 36 | 18 | 60 |
| DTS-151530-A | 71 | 374.00 | DTK-151530-A | 70 | 325.00 | 2 | 15 | 15 | 30 | 15 | 15 | 60 |
| DTS-151530-C | 183 | 971.00 | DTK-151530-C | 181 | 805.00 | 6 | 15 | 15 | 30 | 45 | 15 | 60 |
| DTS-151830-A | 77 | 377.00 | DTK-151830-A | 75 | 327.00 | 2 | 15 | 18 | 30 | 15 | 18 | 60 |
| DTS-151830-C | 193 | 968.00 | DTK-151830-C | 187 | 802.00 | 6 | 15 | 18 | 30 | 45 | 18 | 60 |
| DTS-121236-A | 61 | 344.00 | DTK-121236-A | 68 | 288.00 | 2 | 12 | 12 | 36 | 12 | 12 | 72 |
| DTS-121236-C | 155 | 841.00 | DTK-121236-C | 175 | 701.00 | 6 | 12 | 12 | 36 | 36 | 12 | 72 |
| DTS-121536-A | 65 | 358.00 | DTK-121536-A | 72 | 301.00 | 2 | 12 | 15 | 36 | 12 | 15 | 72 |
| DTS-121536-C | 162 | 866.00 | DTK-121536-C | 186 | 744.00 | 6 | 12 | 15 | 36 | 36 | 15 | 72 |
| DTS-121836-A | 68 | 363.00 | DTK-121836-A | 78 | 310.00 | 2 | 12 | 18 | 36 | 12 | 18 | 72 |
| DTS-121836-C | 171 | 873.00 | DTK-121836-C | 170 | 774.00 | 6 | 12 | 18 | 36 | 36 | 18 | 72 |
| DTS-151536-A | 89 | 414.00 | DTK-151536-A | 85 | 338.00 | 2 | 15 | 15 | 36 | 15 | 15 | 72 |
| DTS-151536-C | 222 | 1,044.00 | DTK-151536-C | 221 | 849.00 | 6 | 15 | 15 | 36 | 45 | 15 | 72 |
| DTS-151836-A | 71 | 418.00 | DTK-151836-A | 84 | 341.00 | 2 | 15 | 18 | 36 | 15 | 18 | 72 |
| DTS-151836-C | 190 | 1,040.00 | DTK-151836-C | 195 | 875.00 | 6 | 15 | 18 | 36 | 45 | 18 | 72 |

National Motor Freight classification: Class 70 KD; 100 Set up
Locker Accessories are located on page 49



Steel Lockers: Box Lockers & 16-Person Steel Lockers

Please Note

Standard Colors: Black, Champagne/Putty, Light Grey, Medium Grey, Sand

QuickShip Colors: Medium Grey, Sand

Box Lockers are ideal for securely storing smaller items like purses, lunches, books and athletic gear. The efficient five and six tier configurations give schools, clubs, and hospitals the necessary storage capabilities without taking up valuable floor space.

Box Lockers



| ASSEMBLED | | | UNASSEMBLED | | | Openings | Opening | | | Overall Unit | | |
|---------------------------------|----------|------------|----------------|----------|------------|----------|---------|----|----|--------------|----|----|
| Cat. No. | Unit Wt. | Unit Price | Cat. No. | Unit Wt. | Unit Price | | W | D | H | W | D | H |
| 5 Tier High With Legs | | | | | | | | | | | | |
| BS5-121212-1 | 64 | \$413.00 | BK5-121212-1 | 57 | \$264.00 | 5 | 12 | 12 | 12 | 12 | 12 | 66 |
| BS5-121212-3 | 155 | 815.00 | BK5-121212-3 | 148 | 636.00 | 15 | 12 | 12 | 12 | 36 | 12 | 66 |
| BS5-121512-1 ● | 57 | 404.00 | BK5-121512-1 ● | 61 | 277.00 | 5 | 12 | 15 | 12 | 12 | 15 | 66 |
| BS5-121512-3 ● | 145 | 825.00 | BK5-121512-3 ● | 146 | 665.00 | 15 | 12 | 15 | 12 | 36 | 15 | 66 |
| BS5-121812-1 ● | 61 | 409.00 | BK5-121812-1 ● | 70 | 288.00 | 5 | 12 | 18 | 12 | 12 | 18 | 66 |
| BS5-121812-3 ● | 155 | 867.00 | BK5-121812-3 ● | 168 | 692.00 | 15 | 12 | 18 | 12 | 36 | 18 | 66 |
| BS5-151512-1 | 67 | 474.00 | BK5-151512-1 | 64 | 331.00 | 5 | 15 | 15 | 12 | 15 | 15 | 66 |
| BS5-151512-3 | 172 | 1,155.00 | BK5-151512-3 | 161 | 821.00 | 15 | 15 | 15 | 12 | 45 | 15 | 66 |
| BS5-151812-1 | 80 | 478.00 | BK5-151812-1 | 76 | 336.00 | 5 | 15 | 18 | 12 | 15 | 18 | 66 |
| BS5-151812-3 | 198 | 1,186.00 | BK5-151812-3 | 189 | 844.00 | 15 | 15 | 18 | 12 | 45 | 18 | 66 |
| 5 Tier High Without Legs | | | | | | | | | | | | |
| BS5-121212-A | 60 | 400.00 | BK5-121212-A | 55 | 258.00 | 5 | 12 | 12 | 12 | 12 | 12 | 60 |
| BS5-121212-C | 144 | 734.00 | BK5-121212-C | 144 | 626.00 | 15 | 12 | 12 | 12 | 36 | 12 | 60 |
| BS5-121512-A | 55 | 404.00 | BK5-121512-A | 58 | 271.00 | 5 | 12 | 15 | 12 | 12 | 15 | 60 |
| BS5-121512-C | 139 | 767.00 | BK5-121512-C | 151 | 650.00 | 15 | 12 | 15 | 12 | 36 | 15 | 60 |
| BS5-121812-A | 59 | 406.00 | BK5-121812-A | 67 | 282.00 | 5 | 12 | 18 | 12 | 12 | 18 | 60 |
| BS5-121812-C | 149 | 844.00 | BK5-121812-C | 164 | 676.00 | 15 | 12 | 18 | 12 | 36 | 18 | 60 |
| BS5-151512-A | 67 | 517.00 | BK5-151512-A | 62 | 325.00 | 5 | 15 | 15 | 12 | 15 | 15 | 60 |
| BS5-151512-C | 198 | 1,133.00 | BK5-151512-C | 176 | 811.00 | 15 | 15 | 15 | 12 | 45 | 15 | 60 |
| BS5-151812-A | 76 | 474.00 | BK5-151812-A | 71 | 330.00 | 5 | 15 | 18 | 12 | 15 | 18 | 60 |
| BS5-151812-C | 198 | 1,153.00 | BK5-151812-C | 189 | 832.00 | 15 | 15 | 18 | 12 | 45 | 18 | 60 |
| 6 Tier High With Legs | | | | | | | | | | | | |
| BS6-121212-1 ● | 68 | 435.00 | BK6-121212-1 | 67 | 290.00 | 6 | 12 | 12 | 12 | 12 | 12 | 78 |
| BS6-121212-3 ● | 155 | 952.00 | BK6-121212-3 | 175 | 723.00 | 18 | 12 | 12 | 12 | 36 | 12 | 78 |
| BS6-121512-1 ● | 66 | 452.00 | BK6-121512-1 | 72 | 304.00 | 6 | 12 | 15 | 12 | 12 | 15 | 78 |
| BS6-121512-3 ● | 166 | 965.00 | BK6-121512-3 | 186 | 754.00 | 18 | 12 | 15 | 12 | 36 | 15 | 78 |
| BS6-121812-1 ● | 72 | 390.00 | BK6-121812-1 | 71 | 318.00 | 6 | 12 | 18 | 12 | 12 | 18 | 78 |
| BS6-121812-3 ● | 182 | 983.00 | BK6-121812-3 | 200 | 787.00 | 18 | 12 | 18 | 12 | 36 | 18 | 78 |
| BS6-151512-1 | 91 | 444.00 | BK6-151512-1 | 85 | 361.00 | 6 | 15 | 15 | 12 | 15 | 15 | 78 |
| BS6-151512-3 | 228 | 1,164.00 | BK6-151512-3 | 222 | 931.00 | 18 | 15 | 15 | 12 | 45 | 15 | 78 |
| BS6-151812-1 | 91 | 540.00 | BK6-151812-1 | 85 | 367.00 | 6 | 15 | 18 | 12 | 15 | 18 | 78 |
| BS6-151812-3 | 228 | 1,359.00 | BK6-151812-3 | 222 | 952.00 | 18 | 15 | 18 | 12 | 45 | 18 | 78 |
| 6 Tier High Without Legs | | | | | | | | | | | | |
| BS6-121212-A ● | 67 | 421.00 | BK6-121212-A | 65 | 285.00 | 6 | 12 | 12 | 12 | 12 | 12 | 72 |
| BS6-121212-C ● | 149 | 919.00 | BK6-121212-C | 171 | 713.00 | 18 | 12 | 12 | 12 | 36 | 12 | 72 |
| BS6-121512-A | 64 | 445.00 | BK6-121512-A | 70 | 299.00 | 6 | 12 | 15 | 12 | 12 | 15 | 72 |
| BS6-121512-C | 160 | 1,077.00 | BK6-121512-C | 183 | 742.00 | 18 | 12 | 15 | 12 | 36 | 15 | 72 |
| BS6-121812-A ● | 70 | 366.00 | BK6-121812-A | 77 | 312.00 | 6 | 12 | 18 | 12 | 12 | 18 | 72 |
| BS6-121812-C ● | 176 | 965.00 | BK6-121812-C | 197 | 775.00 | 18 | 12 | 18 | 12 | 36 | 18 | 72 |
| BS6-151512-A | 91 | 444.00 | BK6-151512-A | 85 | 356.00 | 6 | 15 | 15 | 12 | 15 | 15 | 72 |
| BS6-151512-C | 228 | 1,309.00 | BK6-151512-C | 222 | 920.00 | 18 | 15 | 15 | 12 | 45 | 15 | 72 |
| BS6-151812-A | 89 | 536.00 | BK6-151812-A | 85 | 363.00 | 6 | 15 | 18 | 12 | 15 | 18 | 72 |
| BS6-151812-C | 222 | 1,332.00 | BK6-151812-C | 219 | 941.00 | 18 | 15 | 18 | 12 | 45 | 18 | 72 |

3, 4, 15 & 16-Person Box Lockers

| Assembled/Unassembled | Cat. No. | Openings | Opening | | | Overall Unit | | | Wt. | List Price |
|---|----------------|----------|---------|----|----|--------------|----|----|-----|------------|
| | | | W | D | H | W | D | H | | |
| 3-Person Wall Mounted Box Lockers | | | | | | | | | | |
| Assembled* | BS1-121812-3 ● | 3 | - | - | - | 36 | 18 | 12 | 43 | \$364.00 |
| 4-Person Wall Mounted Box Lockers | | | | | | | | | | |
| Assembled* | BS1-121812-4 ● | 4 | - | - | - | 48 | 18 | 12 | 55 | 390.00 |
| 15-Person Box Lockers With Legs | | | | | | | | | | |
| Assembled* | SRS-601878-1 ● | 15 | 12 | 18 | 12 | 60 | 18 | 78 | 185 | 1,113.00 |
| 16-Person Box Lockers With Legs | | | | | | | | | | |
| Assembled* | SRS-721878-1 ● | 16 | 12 | 18 | 12 | 72 | 18 | 78 | 194 | 1,161.00 |
| Unassembled | SRK-721878-1 ● | 16 | 12 | 18 | 12 | 72 | 18 | 78 | 187 | 878.00 |
| 16-Person Box Lockers Without Legs | | | | | | | | | | |
| Assembled* | SRS-721872-A ● | 16 | 12 | 18 | 12 | 72 | 18 | 72 | 190 | 1,147.00 |
| Unassembled | SRK-721872-A | 16 | 12 | 18 | 12 | 72 | 18 | 72 | 183 | 861.00 |

* Center section and coat rod to be attached in field.

National Motor Freight classification: Class 70 KD; 100 Set up
Locker Accessories are located on page 49


tennsco Steel Lockers: Ventilated Steel Lockers

Ventilated Steel Lockers feature three-sided locker ventilation, which offers continuous airflow to help prevent odor causing bacteria. The specially designed diamond-shaped ventilation slots allow clear visibility to locker interior making it easy to identify undesirable contents. Ventilated Lockers also offer all welded construction, smooth operating latching mechanism and are available with and without legs.

Please Note

Standard Colors: Black, Champagne/Putty, Light Grey, Medium Grey, Sand

QuickShip Colors: Medium Grey, Sand



Ventilated Steel Lockers

- No assembly required.

| Cat. No. | Description | Wt. | List Price |
|---------------------------|------------------------------|-------|-----------------|
| Single Tier | | | |
| VSL-121872-1 | • w/legs, battery of 1 wide | 79 | \$478.00 |
| VSL-121872-3 | • w/legs, battery of 3 wide | 237 | 1,103.00 |
| VSL-121872-A | no legs, battery of 1 wide | 77 | 468.00 |
| VSL-121872-C | no legs, battery of 3 wide | 233 | 1,083.00 |
| VSL-151872-1 | w/legs, battery of 1 wide | 118.5 | 518.00 |
| VSL-151872-3 | w/legs, battery of 3 wide | 260 | 1,247.00 |
| VSL-151872-A | no legs, battery of 1 wide | 119 | 513.00 |
| VSL-151872-C | no legs, battery of 3 wide | 260 | 1,225.00 |
| VSL-181872-1 | w/legs, battery of 1 wide | 118.5 | 580.00 |
| VSL-181872-2 | w/legs, battery of 2 wide | 237 | 1,028.00 |
| VSL-181872-A | no legs, battery of 1 wide | 118.5 | 577.00 |
| VSL-181872-B | no legs, battery of 2 wide | 237 | 1,020.00 |
| Double Tier | | | |
| VDL-121836-1 | • w/legs, battery of 1 wide | 80 | 506.00 |
| VDL-121836-3 | • w/legs, battery of 3 wide | 240 | 1,199.00 |
| VDL-121836-A | • no legs, battery of 1 wide | 78 | 507.00 |
| VDL-121836-C | no legs, battery of 3 wide | 238 | 1,180.00 |
| VDL-151836-1 | w/legs, battery of 1 wide | 90 | 564.00 |
| VDL-151836-3 | w/legs, battery of 3 wide | 240 | 1,368.00 |
| VDL-151836-A | no legs, battery of 1 wide | 90 | 560.00 |
| VDL-151836-C | no legs, battery of 3 wide | 240 | 1,348.00 |
| 6-High Box Lockers | | | |
| VBL6-1218-1 | • w/legs, battery of 1 wide | 82 | 600.00 |
| VBL6-1218-3 | • w/legs, battery of 3 wide | 205 | 1,429.00 |
| VBL6-1218-A | no legs, battery of 1 wide | 80 | 589.00 |
| VBL6-1218-C | no legs, battery of 3 wide | 203 | 1,405.00 |

National Motor Freight classification: Class 100
Locker Accessories are located on page 49

tennsco Steel Lockers: C-Thru Lockers

Tennsco *C-Thru Lockers* are the perfect solution for viewing the contents of lockers without violating people's privacy in schools, industrial applications, airports, prisons and more where concealed belongings need to be scrutinized. Tennsco *C-Thru Lockers* feature heavy duty steel construction with visual door panels and vandal-resistant handles for secure storage of clothing and personal belongings.

Please Note

Standard Colors: Black, Champagne/Putty, Light Grey, Medium Grey, Sand

QuickShip Colors: Medium Grey, Sand



Look for the red dot!



C-Thru Lockers

| Cat. No. | W | D | H | Wt. | List Price |
|-----------------------------------|----|----|----|-----|-----------------|
| Single Tier C-Thru Lockers | | | | | |
| CSL-121272-1 | 12 | 12 | 78 | 69 | \$446.00 |
| CSL-121272-3 | 36 | 12 | 78 | 173 | 1,062.00 |
| CSL-121572-1 | 12 | 15 | 78 | 73 | 457.00 |
| CSL-121572-3 | 36 | 15 | 78 | 171 | 1,089.00 |
| CSL-121872-1 • | 12 | 18 | 78 | 75 | 469.00 |
| CSL-121872-3 | 36 | 18 | 78 | 195 | 1,120.00 |
| CSL-151872-1 | 15 | 18 | 78 | 84 | 541.00 |
| CSL-151872-3 | 45 | 18 | 78 | 214 | 1,331.00 |
| Double Tier C-Thru Lockers | | | | | |
| CDL-121236-1 | 12 | 12 | 78 | 73 | 516.00 |
| CDL-121236-3 | 36 | 12 | 78 | 184 | 1,275.00 |
| CDL-121536-1 | 12 | 15 | 78 | 77 | 530.00 |
| CDL-121536-3 | 36 | 15 | 78 | 183 | 1,309.00 |
| CDL-121836-1 • | 12 | 18 | 78 | 71 | 537.00 |
| CDL-121836-3 | 36 | 18 | 78 | 206 | 1,328.00 |
| CDL-151836-1 | 15 | 18 | 78 | 89 | 575.00 |
| CDL-151836-3 | 45 | 18 | 78 | 225 | 1,439.00 |
| 6 High Box C-Thru Lockers | | | | | |
| CBL6-121212-1 | 12 | 12 | 78 | 58 | 404.00 |
| CBL6-121212-3 | 36 | 12 | 78 | 163 | 1,074.00 |
| CBL6-121512-1 | 12 | 15 | 78 | 63 | 422.00 |
| CBL6-121512-3 | 36 | 15 | 78 | 164 | 1,087.00 |
| CBL6-121812-1 • | 12 | 18 | 78 | 65 | 442.00 |
| CBL6-121812-3 | 36 | 18 | 78 | 191 | 1,159.00 |

Note: All C-Thru lockers are available without legs. Call Tennsco for pricing.

National Motor Freight classification: Class 100

tennsco Steel Locker Accessories

All Tennsco *Steel Lockers* offer a variety of accessories to be configured to meet your needs. Locker Benches are available and feature a clear lacquer finish on 1/4" thick laminated maple top. Combination and Manual Locking options provide security and are virtually tamper-proof. Number/Name Plates provide order and a clean finished look *Sloping Tops* prevent unwanted clutter and are available in one wide and three wide units. Choose from *Front and Closed Locker Bases* that provide a flush, finished appearance.

Please Note

Standard Colors: Black, Champagne/Putty, Light Grey, Medium Grey, Sand

QuickShip Colors: Medium Grey, Sand



Locker Bench

| Cat. No. | W | D | H | Wt. | List Price |
|----------|---|-------------------------------|-------------------------------|-----|----------------|
| HMLB-36 | 36 | 9 ¹ / ₂ | 1 ¹ / ₄ | 12 | \$93.00 |
| HMLB-48 | 48 | 9 ¹ / ₂ | 1 ¹ / ₄ | 16 | 124.00 |
| HMLB-60 | 60 | 9 ¹ / ₂ | 1 ¹ / ₄ | 20 | 152.00 |
| HMLB-72 | 72 | 9 ¹ / ₂ | 1 ¹ / ₄ | 24 | 183.00 |
| HMLB-84 | 84 | 9 ¹ / ₂ | 1 ¹ / ₄ | 28 | 213.00 |
| HMLB-96 | 96 | 9 ¹ / ₂ | 1 ¹ / ₄ | 32 | 249.00 |
| HMLB-108 | 108 | 9 ¹ / ₂ | 1 ¹ / ₄ | 36 | 285.00 |
| HMLB-120 | 120 | 9 ¹ / ₂ | 1 ¹ / ₄ | 40 | 317.00 |
| HMLB-132 | 132 | 9 ¹ / ₂ | 1 ¹ / ₄ | 44 | 356.00 |
| HMLB-144 | 144 | 9 ¹ / ₂ | 1 ¹ / ₄ | 48 | 396.00 |
| LBP-1 | Bench Pedestal (16 ¹ / ₄ " H) | | | 8.5 | 54.00 |

Note: Must order bench pedestal separately. Use three pedestals for benches 108" to 144".



Sloping Tops


- Assembly required.

| Cat. No. | W | D | H | Wt. | List Price |
|---------------------------------|----|----|---|------|----------------|
| Sloping Top - One Wide | | | | | |
| KST-1212 | 12 | 12 | - | 3.6 | \$40.00 |
| KST-1215 | 12 | 15 | - | 4.3 | 42.00 |
| KST-1218 | 12 | 18 | - | 5 | 45.00 |
| KST-1518 | 15 | 18 | - | 5.5 | 48.00 |
| KST-1521 | 15 | 21 | - | 7.6 | 59.00 |
| KST-1821 | 18 | 21 | - | 7.9 | 61.00 |
| KST-2424 | 24 | 24 | - | 9.1 | 132.00 |
| Sloping Top - Three Wide | | | | | |
| KST-3612 | 36 | 12 | - | 7.7 | 56.00 |
| KST-3615 | 36 | 15 | - | 9 | 65.00 |
| KST-3618 | 36 | 18 | - | 10.1 | 68.00 |
| KST-4518 | 45 | 18 | - | 13.4 | 76.00 |
| KST-4521 | 45 | 21 | - | 15 | 89.00 |

Locks



| Cat. No. | Description | Wt. | List Price |
|-----------------------------|------------------------------|-----|----------------|
| Grooved Key Locks | | | |
| MAS-1710MK | Grooved Key Lock (Dead Bolt) | .4 | \$39.00 |
| Combination Locks | | | |
| MAS-1670 | Dead Bolt (Master Keyed) | .5 | 43.00 |
| MAS-1654 | Spring Bolt (Master Keyed) | .5 | 42.00 |
| Combination Padlocks | | | |
| MAS-1525 | Combination (Master Keyed) | .5 | 19.70 |
| MAS-1502 | Combination (No Key) | .5 | 13.70 |



Number/Name Plates

| Cat. No. | W | H | Wt. | List Price |
|----------|--------------------------------|--------------------------------|-----|---------------|
| LNP-3 | 3 ⁵ / ₁₆ | 7 ¹ / ₁₆ | .01 | \$2.10 |
| LNP-A | 2 ⁷ / ₁₆ | 3 ³ / ₄ | .01 | 1.50 |



Locker Bases


| Cat. No. | W | D | H | Wt. | List Price |
|--|----|----|---|------|---------------|
| Front Bases (for use on leg lockers) | | | | | |
| FB-12 | 12 | - | 6 | 1.2 | \$7.50 |
| FB-15 | 15 | - | 6 | 1.7 | 8.50 |
| FB-18 | 18 | - | 6 | 2 | 10.20 |
| FB-24 | 24 | - | 6 | 2.8 | 17.40 |
| End Bases (for use on leg lockers) | | | | | |
| EB-12 | - | 12 | 6 | 1.2 | 14.00 |
| EB-15 | - | 15 | 6 | 1.4 | 14.40 |
| EB-18 | - | 18 | 6 | 1.7 | 15.20 |
| EB-21 | - | 21 | 6 | 2.4 | 25.00 |
| EB-24 | - | 24 | 6 | 2.6 | 26.00 |
| Closed Locker Bases (for use on no leg lockers) | | | | | |
| CLB-1212 | 12 | 12 | 6 | 7.4 | 41.00 |
| CLB-1215 | 12 | 15 | 6 | 7.3 | 43.00 |
| CLB-1218 | 12 | 18 | 6 | 7.7 | 44.00 |
| CLB-1518 | 15 | 18 | 6 | 8.5 | 56.00 |
| CLB-1521 | 15 | 21 | 6 | 11 | 62.00 |
| 3 Wide Locker Bases | | | | | |
| CLB-3612 | 36 | 12 | 6 | 13.1 | 67.00 |
| CLB-3615 | 36 | 15 | 6 | 16.3 | 70.00 |
| CLB-3618 | 36 | 18 | 6 | 19.6 | 68.00 |
| CLB-4512 | 45 | 12 | 6 | 16.3 | 74.00 |
| CLB-4515 | 45 | 15 | 6 | 20 | 78.00 |
| CLB-4518 | 45 | 18 | 6 | 24 | 80.00 |

tennsco Wire Carts and File Carts


Wire Shelf Hand Carts - Choose from fixed, swivel, or swivel casters with brakes to obtain the right combination of rollability and maneuverability you need. Shelves can be added, removed, or repositioned as quickly as your needs change without disturbing other shelving levels.

File Carts - Ideal for temporary storage or retrieving and moving volumes of file folders. Available in single and double entry models.

Please Note
Wire Shelf Hand Carts
Standard Colors: Arctic White, Black, Pearl Grey
QuickShip Colors: Arctic White, Pearl Grey
File Carts
Standard Colors: Black, Light Grey, Medium Grey, Champagne/Putty, Sand



Single entry, 2 shelf file cart.



Double entry, 2 shelf file cart.



Single entry, 4 shelf file cart.

Wire Shelf Hand Carts

- Assembly required.

| W | D | Epoxy Cat. No. | Wt. | List Price |
|------------------------------|----|----------------|-----|-----------------|
| 2 Shelves, 42" Height | | | | |
| 36 | 18 | HE-361835-2M* | 43 | \$289.00 |
| 36 | 24 | HE-362435-2M | 49 | 329.00 |
| 42 | 18 | HE-421835-2 | 46 | 327.00 |
| 42 | 24 | HE-422435-2 | 53 | 346.00 |
| 48 | 18 | HE-481835-2 | 49 | 315.00 |
| 48 | 24 | HE-482435-2M | 56 | 352.00 |
| 60 | 24 | HE-602435-2 | 77 | 412.00 |
| 3 Shelves, 42" Height | | | | |
| 36 | 18 | HE-361835-3 | 55 | 362.00 |
| 36 | 24 | HE-362435-3 | 63 | 409.00 |
| 42 | 18 | HE-421835-3 | 58 | 414.00 |
| 42 | 24 | HE-422435-3 | 68 | 436.00 |
| 48 | 18 | HE-481835-3 | 63 | 398.00 |
| 48 | 24 | HE-482435-3 | 73 | 448.00 |
| 60 | 24 | HE-602435-3 | 101 | 502.00 |

Units include two one-piece handles, two or three wire shelves, Logic Clips, four donut bumpers, and two pair of swivel casters.

* Product numbers ending with "M" ship in a single carton

National Motor Freight classification: Class 70

File Carts

- Ships assembled.

| Cat. No. | No. & Type of Shelves | Divider Size | W | D | H | Wt. | List Price |
|---------------------------------------|-----------------------|--------------|----|----|----|-----|-----------------|
| 2 Shelves (42" High, 18" Deep) | | | | | | | |
| FC361842D0 | 2 Single Entry** | 9" | 36 | 18 | 42 | 68 | \$441.00 |
| FC361842D2 | 2 Double Entry*** | 7" | 36 | 18 | 42 | 70 | 525.00 |
| 2 Shelves (42" High, 24" Deep) | | | | | | | |
| FC362442D2 | 2 Double Entry**** | 9" | 36 | 24 | 42 | 90 | 614.00 |
| 4 Shelves (65" High, 18" Deep) | | | | | | | |
| FC361857D0 | 4 Single Entry** | 9" | 36 | 18 | 65 | 104 | 758.00 |
| Divider for Book Cart | | | | | | | |
| DIV07 | | | 7 | 6 | | 0.4 | 2.10 |
| DIV09 | | | 9 | 6 | | 0.7 | 3.30 |

Units include two one-piece handles, two wire shelves, Logic Clips, four donut bumpers, one pair of swivel casters and one pair of fixed casters.

** Single Entry Shelf accommodates 11 11/16" deep materials.

*** Double Entry Shelf accommodates 7 9/16" deep materials.

**** Double Entry Shelf accommodates 9 15/16" deep materials.

National Motor Freight classification: Class 100

Logic Systems Shelving is perfect for food service, health care, or specialized industrial applications where a modern, sanitary appearance is required. Logic Shelving literally “snaps” together with its patented Logic clip. Shelves can be easily added or removed without disturbing other levels of the unit. This flexibility allows the interchangeability of wire and solid shelves whenever your needs change. Available in three finishes.

Please Note

Standard Colors: Arctic White, Black, Pearl Grey



Pearl Grey, Arctic White and Black Epoxy Finishes are N.S.F approved.

Starter Units (4 Shelves, 75" High)

- Assembly required.

| W | D | Wt. | Epoxy Cat. No. | List Price | Extra Shelves Cat. No. | Wt. | List Price |
|----|----|-----|----------------|------------|------------------------|------|------------|
| 36 | 18 | 66 | E-361875-4 ● | \$384.00 | LE-3618P | 10.9 | \$71.00 |
| 36 | 24 | 74 | E-362475-4 ● | 424.00 | LE-3624P | 13 | 81.00 |
| 42 | 18 | 71 | E-421875-4 | 456.00 | LE-4218P | 12.2 | 89.00 |
| 42 | 24 | 81 | E-422475-4 | 460.00 | LE-4224P | 14.7 | 90.00 |
| 48 | 18 | 77 | E-481875-4 ● | 432.00 | LE-4818P | 13.7 | 83.00 |
| 48 | 24 | 88 | E-482475-4 | 476.00 | LE-4824P | 16.4 | 94.00 |
| 60 | 18 | 109 | E-601875-4 | 508.00 | LE-6018P | 22 | 102.00 |
| 60 | 24 | 125 | E-602475-4 ● | 548.00 | LE-6024P | 26 | 112.00 |
| 72 | 18 | 129 | E-721875-4 | 604.00 | LE-7218P | 27 | 126.00 |
| 72 | 24 | 145 | E-722475-4 ● | 644.00 | LE-7224P | 31 | 136.00 |

Units include four posts, four wire shelves, 16 starter clips, and leveling feet.

Add-On Units (4 Shelves, 75" High)

- Assembly required.

| W | D | Wt. | Epoxy Cat. No. | List Price | Extra Shelves Cat. No. | Wt. | List Price |
|----|----|-----|----------------|------------|------------------------|------|------------|
| 36 | 18 | 54 | E-361875-4A ● | \$340.00 | LE-3618A | 10.6 | \$73.00 |
| 36 | 24 | 62 | E-362475-4A ● | 380.00 | LE-3624A | 12.7 | 83.00 |
| 42 | 18 | 59 | E-421875-4A | 412.00 | LE-4218A | 11.9 | 91.00 |
| 42 | 24 | 69 | E-422475-4A | 416.00 | LE-4224A | 14.4 | 92.00 |
| 48 | 18 | 65 | E-481875-4A ● | 388.00 | LE-4818A | 13.4 | 85.00 |
| 48 | 24 | 76 | E-482475-4A | 432.00 | LE-4824A | 16.1 | 96.00 |
| 60 | 18 | 97 | E-601875-4A | 464.00 | LE-6018A | 21 | 104.00 |
| 60 | 24 | 113 | E-602475-4A ● | 504.00 | LE-6024A | 25 | 114.00 |
| 72 | 18 | 117 | E-721875-4A | 560.00 | LE-7218A | 26 | 128.00 |
| 72 | 24 | 133 | E-722475-4A ● | 600.00 | LE-7224A | 30 | 138.00 |

Units include two posts, four wire shelves, 8 add-on clips, and leveling feet.
90° add-on units available, call factory for pricing.



SYSTEMS FOR SUCCESS

Mailing Address:

P.O. Box 1888

Dickson, TN 37056-1888

Shipping Address:

201 Tennsco Drive

Dickson, TN 37055

Toll Free Customer Service: (866) 446-8686 • Fax (866) 445-7260

Toll Free Ordering: (866) 864-4796

(615) 446-8000 • (800) 251-8184 • Fax (800) 722-0134

www.tennsco.com • info@tennsco.com