

MAYLINE[®]

REAL Office[™]
Solutions





REAL beautiful. REAL smart. REAL affordable. Mayline's REAL Office™ collection of casegoods and conference room furniture is all of this and more. From luxurious veneers to realistic laminates, for private offices and public spaces, whether you want classic elegance or contemporary verve, REAL Office has it all. And it's all shipped in as little as 72 hours. Don't wait for somebody else's over-priced, over-engineered, overly complex solutions. Get REAL – it's furniture for the way you really work.

TABLE OF CONTENTS:

Sorrento Veneer Pages 4-7	Corsica® Veneer Pages 8-11	Napoli® Veneer Pages 12-15	Luminary Veneer Pages 16-19	Mira Veneer Pages 20-23	Toscana Veneer Pages 24-25	Aberdeen® Laminate Pages 26-29	Brighton Laminate Pages 30-33	Lounge Pages 34-35	Occasional Tables Pages 36-37	Options Pages 38-39
------------------------------	-------------------------------	-------------------------------	--------------------------------	----------------------------	-------------------------------	-----------------------------------	----------------------------------	-----------------------	----------------------------------	------------------------



Corsica Bow Front Desk, Credenza with Pedestal Files, Hutch and Wall Cabinet in Sierra Cherry. See pgs. 8-11 for more Corsica products.

SORRENTO



Sorrento Desk, Return, Credenza with Hutch and Low Wall Cabinet in Bourbon Cherry.

Feature-rich. Budget-wise.

Expertly matched wood veneers, leather lining on select drawers and trays, a bevy of storage options ... these are just some of the features that make Sorrento so appealing to discerning tastes. Choose our Bourbon Cherry finish, with its stunning Bird's-eye Maple inlays, to create a traditional look. Or specify Espresso finish with frosted glass and brushed silver accents for a more modern aesthetic.



Bourbon Cherry finish option offers hardwood inlays and Bird's-eye Maple panels on all horizontal desking surfaces.



Table Desk and Low Wall Cabinet in Bourbon Cherry.



Desk, Bridge, Credenza with Hutch and Low Wall Cabinet with glass doors in Espresso.



Pencil Drawers in Desk Pedestals double as full-extension laptop drawers with cable management.



Technology access panels on Credenzas, Bridges and Returns allow easy wall plug-ins.



Conference Table, Buffet Cabinet and Presentation Board in Espresso.



Conference Table, Bookcase and Presentation Board in Bourbon Cherry.



Reception Station with Granite Counter and Bookcase in Bourbon Cherry.

For more impressive meets and greets.

Conference tables are modular and fit requirements from 6' to 30' and beyond to accommodate any size space. Pedestal bases route cords and conceal floor outlets. Boat-shaped conference tables (above) are available in Espresso finish only, while rectangular tables (upper right) are offered in Bourbon Cherry finish only. Matching presentation boards and storage options enable a complete conference solution.



Bourbon Cherry with Bird's Eye Maple/Walnut Inlay



Espresso on Walnut Veneer



Corsica Bow Front Desk, Credenza with Pedestal Files, Hutch and Wall Cabinet in Sierra Cherry.

Elite style. Economy price.

At home in both traditional and contemporary settings, Corsica offers a level of quality and refinement typically reserved for much more expensive wood furniture. It can be configured for private offices and team workspaces to provide visual continuity throughout an organization. A wide variety of storage options and conference solutions ensure personalized solutions.



Peninsula Desk and Credenza with Hutch in Mahogany.



Leather inlays and a solid wood frame distinguish the Center Drawer of Corsica desks.



Work surfaces are 2" thick with a softly beveled edge for a substantial presence and comfortable feel.



Desks and Credenzas are available with a choice of box-box-file or file-file stationary Pedestals.



Sierra Cherry on Cherry veneer



Mahogany on Walnut Veneer



Conference Table, Low Wall Cabinet and Presentation Board in Sierra Cherry.



42" Round Tables are ideal for small meeting spaces and private offices.



Reception Station and Wall Cabinet with wood doors in Sierra Cherry. Shown with Prestige Lounge Furniture (pg. 34) and Corsica Occasional Table (p. 37).



ADA Returns meet government requirements to enhance accessibility for all.



Matching Presentation Boards feature magnetic white boards and tackable fabric door panels.



Napoli Desk, Curved Desk Return with Pedestal, Wardrobe Cabinets, High Wall Cabinet with doors, Low Wall Cabinet with doors and Lateral File in Sierra Cherry.

European sensibility. Midwest value.

Clean lines, "floating" desks, and a generous use of glass and metal reflect the Italian sensibility behind Napoli.

The form is fresh and current, the function is thoughtful and sophisticated, and the overall effect is dazzling. Three wood finishes support a broad range of design visions, and a multitude of desking and storage options support any user, from CEO to receptionist.



Desk, Bridge, Credenza with Hutch, Low Wall Cabinet with doors and 1/4 Round Bookcase in Sierra Cherry.



Desk and Low Wall Cabinet with doors in Golden Maple.



Cabinets feature self-closing hinges and veneer interiors and backs.



Center Drawer offers a solid wood frame and leather inlays.



Sierra Cherry on Cherry veneer



Golden Cherry on Beech veneer



Mahogany on Walnut veneer



Conference Table, Low Wall Cabinet and Presentation Board in Sierra Cherry.



Reception Station in Mahogany with Counter in frosted, tempered glass.



Beautiful inside and out, Napoli Reception Stations incorporate gracefully curved panels and non-handed returns.



A universal ADA Return is available on Reception Stations without Pedestals.

LUMINARY



Luminary Bow Front Desk, Bridge, Credenza, Hutch and Pedestal File in Cherry.

An edge on affordable quality.

A flawlessly contoured reeded edge is the hallmark of Luminary, which communicates status and prestige with an understated reserve that will complement any office environment. Modular, non-handed desking components maximize flexibility and versatility, while a variety of creative storage options ensure just the right configuration for every user.



Table Desk, Hinged Door Credenza and Bookcase in Maple.



Bow Front Desk, Bridge and Credenza in Maple.



Luminary Credenzas are available with two or four hinged doors. Interiors are finished to match the exterior veneer.



Cherry on Cherry veneer



Maple on Maple Veneer



Reception Station with Return in Maple.

Welcoming touches.

From the reception area to the boardroom, Luminary makes everyone feel welcome. Six standard reception stations are available with veneer or glass counters, and an ADA return provides universal access. Convex conference tables range from 6' to 12' and smaller round tables support more informal meeting spaces.



Non-handed Returns, various Pedestal configurations and a convenient Center Drawer help enhance productivity.



Conference Tables boast the same reeded edge that distinguishes the rest of the Luminary line.



Round Tables offer a protective hardwood base molding to extend the furniture's durability.



Mira P-Shaped Desk, Bridge, Credenza, Hutch with glass doors, Pedestal File and Lateral File with Wardrobe Unit in Medium Cherry.

Always a perfect fit.

Mira offers a transitional design that's equally suitable for formal, casual, conservative and cutting-edge offices. The refined appearance masks a rugged construction that will stand up to years of heavy use. Modular, non-handed components maximize desking and reception flexibility while cleverly engineered table bases enhance technology integration.




Bow Front Desk, Credenza, Hutch with glass doors, Pedestal File and Lateral File with Wardrobe Unit in Espresso.



Corner Table with Returns, Pedestals and Lateral File in Espresso.



Medium Cherry on Cherry veneer



Espresso on Walnut Veneer



Mira Conference Table, Hinged Door Credenza and Presentation Board in Medium Cherry.



Reception Station with Return, Lateral File, Wardrobe Unit and Bookcase in Medium Cherry.



Reception Stations offer non-handed returns and a choice of veneer or frosted glass Counters.



Barrel bases have concealed cable chimneys to route unsightly cords from surface to floor.



Mira Conference Tables include both Round (above) and Racetrack (left) selections.

TOSCANA



Toscana Conference Table, Low Wall Cabinet and Presentation Board in Sierra Cherry.

Bringing more to the table.

Toscana is a line of conference tables distinguished by traditional styling, hardwood construction, picture-frame moldings and a classic contoured edge profile. Complementary presentation cabinets, low wall cabinets and bookcases let you assemble a full-featured conference room without emptying your wallet.



Round Conference Table in Mahogany.




Table surfaces feature hardwood inlays, cross-grain borders and mitered corners. Rectangular Tables have a 2" solid wood apron under the surface.



Sierra Cherry on Cherry veneer



Mahogany on Walnut Veneer



Aberdeen Conference Front Desk, Storage Cabinets with Glass Display Cabinets, Low Wall Cabinet with glass doors, Horizontal Paper Management and Round Conference Table in Mocha.

The look for less.

Aberdeen balances the look of wood with the performance and affordability of laminate. Textured glass and brushed nickel accents further enhance the upscale appeal, while technology-supportive features boost functionality. Elegant enough for the executive suite, flexible enough for team environments, Aberdeen can furnish your entire office with ease.



Peninsula Desk with Extended Corners, Returns, Laterals, Hutches with wood doors and Bookcase in Cherry.



Polished steel grommets let you route cords off desk surfaces and through modesty panel mouse holes.



Curved metal pulls are standard on doors; six additional pull options are available (see pg. 39).



Maple



Cherry



Mocha



Boat-shaped Conference Table, Low Wall Cabinets and Presentation Board in Cherry.



Reception Station with Return, Lateral Files and Wall Mount Hutch in Cherry.



Boat-shaped Conference Table, Low Wall Cabinets and Presentation Board in Mocha.



Round Conference Tables have one grommet; Boat-shaped Conference Tables have two, and can accept multiple power and data options (see pg. 38).

BRIGHTON



Brighton Peninsula Tables, Curved Bridges, Credenza Shell Pedestals, Hutches with wood doors and Paper Management in Cherry.

Ahead of the value curve.

Subtle radiuses and arches on everything from modesty panels to pedestal drawers create a unique look that sets Brighton apart in a sea of lesser laminates. Yet Brighton offers better price points than most – along with the security of a limited lifetime warranty. Finishes match our higher-end Aberdeen laminate line, allowing you to specify both for different levels of an organization.



Rectangular Conference Desk, Storage Cabinets, Glass Display Cabinets and Credenza with Hutch and glass doors in Mocha.



Peninsula Table, Curved Bridge, Credenza Shell and Hutch with wood doors in Cherry.



Curved accents lend a decidedly architectural feel to the Brighton office.



Brighton offers more extensive cord management than most value-priced lines.



Cherry



Mocha

BRIGHTON



Conference Table, Low Wall Cabinet, Presentation Board, Bookcase, Storage Cabinet and Glass Display Cabinet in Mocha.



Reception Station, Lateral Files and Double Height Hutch with glass doors in Mocha.



The "Brighton curve" is evident on the bases of both Round (above) and Racetrack (left) Conference Tables. Racetrack Tables accept power/data modules (see pg. 38).



A Mobile Lectern features two concealed storage compartments and an angled document shelf for the presenter's convenience.



Prestige Chair, Sofa and Settee in Black leather with Sierra Cherry finish. Shown with Corsica® End Table and Coffee Table in Sierra Cherry.

Clean. Modern. Comfy.

Round out your REAL Office™ environment with exceptionally built, exceptionally priced lounge furniture. The Prestige collection offers solid hardwood construction and genuine black leather on all seated surface areas.



Santa Cruz Sofa, Settee and Chair in Black leather with Black finish. Shown with Sorrento Coffee Table and End Table in Bourbon Cherry.

**Always Plush.
Often Mobile.**

The Santa Cruz™ collection includes stationary and mobile options to accommodate both traditional waiting areas and extra-comfortable teamwork spaces. Mobile chairs can be specified with a tablet to increase functionality.



Mobile Storage Ottoman with reversible lid can also be used as a table.



Mobile Chairs with Tablets and Storage Ottoman in Almond leather with Espresso finish.

OCCASIONAL TABLES

Sorrento

- Sofa table, coffee table and end table
- Bourbon Cherry finish with Cherry veneer border and Walnut inlay surrounding Bird's-eye Maple panel
- Also available in Espresso finish



Midnight

- Sofa table, coffee table and end table
- Black granite top with Bourbon Cherry finish on base
- Ships fully assembled



Illusion

- Coffee table and end table
- Glass tops with Bourbon Cherry finish on base
- Table base ships fully assembled; glass top sets into base



Diamond

- Coffee table and end table
- Diamond pattern on tops
- Bourbon Cherry finish



Illusion Coffee Table and End Table with Santa Cruz™ Lounge Furniture.



Midnight Sofa Table, Coffee Table and End Table with Santa Cruz Lounge Furniture.

Corsica®

- Coffee table and end table
- Sierra Cherry or Mahogany finish
- Matches Corsica casegoods (pgs. 8-11).



Napoli®

- Coffee table and end table
- Sierra Cherry, Mahogany or Golden Cherry finish
- Matches Napoli casegoods (pgs. 12-15).



Luminary

- Coffee table and end table
- Maple or Cherry finish
- Matches Luminary casegoods (pgs. 16-19).



Mira

- Coffee table and end table
- Medium Cherry or Espresso finish
- Matches Mira casegoods (pgs. 20-23).



OPTIONS

Power up.

A variety of power outlet/data jack combinations can be easily field-installed into REAL Office desk and conference table tops. Eight grommet styles enable a custom solution.

SURFACE MOUNT OPTIONS:



PM20 Power Module



PM22 Power and Data Module with 2 Power/2 Data Outlets



PM 44 Double-Sided Power and Data Module



PMR30 Power Module with 3 Outlets



PMR22 Power and Data Module with 2 Power/2 Data Outlets

GROMMET OPTIONS:



GMT1 Surface Grommet



REALS276 Surface Grommet



GMT2 Surface Grommet




REALS104 Surface Grommet



REALS100 Surface Grommet



REALS099 Surface Grommet



F740 Surface Grommet




REALS277 End Panel Grommet

We've got a lot of pull.

REALS284
For Aberdeen®, Luminary,
Mira and Sorrento




REALS286
For Aberdeen, Luminary,
Mira and Sorrento



REALS288
For Aberdeen, Luminary,
Mira and Sorrento



REALS281
For Napoli® and Corsica®




REALS282
For Napoli and Corsica



REALS285
For Aberdeen, Luminary,
Mira and Sorrento



REALS287
For Aberdeen, Luminary,
Mira and Sorrento



REALS191
For Aberdeen, Luminary,
Mira and Sorrento



REALS283
For Aberdeen, Luminary,
Mira and Sorrento





MAYLINE®

www.mayline.com

CORPORATE LOCATIONS

MAYLINE
619 N. COMMERCE STREET
PO BOX 728
SHEBOYGAN, WI 53082-0728
CUSTOMER SERVICE 800-822-8037
920-457-7388 (FAX)

TO PLACE ORDERS:
MAYLINE
ATTN: ORDER DESK
PO BOX 728
SHEBOYGAN, WI 53082-0728
800-822-8037
920-457-7388 (FAX)

DISTRIBUTION CENTER

ARKANSAS
824 NORTH PALM STREET
NORTH LITTLE ROCK, AR
800-480-3123

SHOWROOM LOCATIONS

ATLANTA
2030 POWERS FERRY RD., SUITE 230
ATLANTA, GA
770-984-9047

BOSTON
850 SUMMER STREET
BOSTON, MA
617-269-7600

CHICAGO
MERCHANDISE MART, SUITE 1147
CHICAGO, IL
847-952-1213

CINCINNATI
2226 GILBERT AVENUE
CINCINNATI, OH
513-221-4800

DALLAS
4885 ALPHA RD., SUITE 155
FARMERS BRANCH, TX
303-738-1001

DENVER
WELLS FARGO BUILDING
3333 S. BANNOCK ST., SUITE 310
ENGLEWOOD, CO
303-738-1001

DETROIT
2384 FRANKLIN ROAD
BLOOMFIELD HILLS, MI
248-745-9990

HOUSTON
1213 WEST LOOP NORTH #160
HOUSTON, TX
281-829-1432

LOS ANGELES
12015 MORA DR., UNIT 1
SANTE FE SPRINGS, CA
562-903-7090

NEW YORK
200 LEXINGTON AVE., SUITE 1307
NEW YORK, NY
212-684-7788

NORTHERN CALIFORNIA
2528 OUME DR., SUITE 6
SAN JOSE, CA
925-786-0178

PORTLAND
1001 SE WATER AVE., SUITE 400
PORTLAND, OR
503-222-2364

ST. LOUIS
3204 MORGAN FORD ROAD
ST. LOUIS, MO
314-771-6696

SEATTLE
829 S. FIDALGO
SEATTLE, WA
206-767-0412

TORONTO
210 PONY DRIVE, UNIT 2
NEWMARKET, ONT
CANADA
905-830-0247

VANCOUVER
110-4611 #6 ROAD
RICHMOND, BC
CANADA
604-272-4401

WASHINGTON D.C.
1738 ELTON RD., SUITE 304
SILVER SPRING, MD
301-408-0600

Mayline's **realoffice** Casegoods - Laminate

List Price Comparison - Executive U's



CSII \$4,027



Aberdeen \$3,612



Brighton \$2,621

Mayline's REAL Office Casegoods: Laminate

- Complete lines including desking, conference, & reception.
- Backed by Mayline's Limited Lifetime Warranty.
- Prices shown consist of desk, credenza, bridge, hutch, center drawer, and two peds.

Mayline's **realoffice** Casegoods - Veneer

List Price Comparison - Executive U's



Sorrento \$8,353



Corsica \$6,702



Napoli \$6,520



Mira \$5,672



Luminary \$4,445



Stella \$3,840

Mayline's REAL Office Casegoods:

- Complete lines including desking, conference, & reception.
- Backed by Mayline's Limited Lifetime Warranty.
- Prices shown consist of desk, credenza, bridge, hutch, center drawer, and two peds. (Napoli only includes one ped)

Fast Freight Program **FAST Freight**

Mayline's **realoffice** Casegoods - Laminate List Price Comparison - Conference Tables

• Prices shown are based on a 10 ft. conference table unless otherwise noted.

• Backed by Mayline's Limited Lifetime Warranty.



CSII \$1,886



Geneva \$1,784



Aberdeen \$1,534



Brighton \$712 - 8 Ft. Table

Mayline's **realoffice** Casegoods - Veneer

List Price Comparison - Conference Tables

• Prices shown are based on a 10 ft. conference table unless otherwise noted.

• Backed by Mayline's Limited Lifetime Warranty.



Sorrento \$4,030



Mira \$3,501



Toscana \$3,206



Corsica \$3,125



Napoli \$2,952



Luminary \$2,277



Stella \$1,548 - 8 Ft. Table

Fast Freight Program **FAST** Freight

Mayline's **realoffice** Casegoods - Laminate

List Price Comparison - Reception Stations



CSII \$3,987



Aberdeen \$3,174



Brighton \$2,141

Mayline's REAL Office Casegoods: Laminate

- Complete lines including desking, conference, & reception.
- Backed by Mayline's Limited Lifetime Warranty.
- Prices shown consist of desk, counter, return, center drawer and two peds.

Mayline's **realoffice** Casegoods - Veneer

List Price Comparison - Reception Stations



Sorrento \$7,518



Napoli \$6,214



Mira \$5,622



Luminary \$5,163



Corsica \$4,876



Stella \$3,008

Mayline's REAL Office Casegoods:

- Complete lines including desking, conference, & reception.
- Backed by Mayline's Limited Lifetime Warranty.
- Prices shown consist of desk, counter, return, center drawer and two peds.

Fast Freight Program **FAST Freight**





Desking

Who says you can't be all things to all people?

e5 is the go-anywhere, do-anything furniture solution that can be used to furnish everything from private offices and open plan spaces to benching applications – all while promoting productivity and collaboration.

Easy to Specify. e5 offers a logical, intuitive structure along with a minimum number of parts – so specifying is simple, quick and slick. It's almost impossible to get it wrong ... but help is just a phone call away if you need it.

Easy to Install. We know (down)time is money – so we put a whole lot of brainpower into designing uncomplicated connections. Modular units, for example, simply slide and lock securely into place, requiring minimal tools and fasteners.

Easy to Power. This is where e5 really excels. Our patent-pending Technology Beltway takes power throughout any configuration, seamlessly and transparently ... even after the system has been assembled. Connections are all easily made from a seated position.

Easy to Reconfigure. e5 prepares you for whatever the future may bring – because it's a cinch to rearrange, reuse and reinvent your space as conditions dictate. Today's bench can become tomorrow's executive desk ... or vice versa.

Easy to Afford. e5 delivers superior technology integration, exquisite fit and finish, and an all-around user-friendly experience that simply cannot be matched at this price point. Go ahead and compare us to the rest!



A NEW PERSPECTIVE ON THE OFFICE.



THE WALLS COME TUMBLIN' DOWN.



Worksurfaces in Designer White, Wardrobe Towers in Raven, and Storage Cabinets in Raven with Delve Black and Veer Black fabric Cushions. Commute™ Chairs in Flection Tango fabric.

More and more of today's workplaces require a level of collaboration that panel systems just won't allow. e5 delivers the space-saving footprint and expansive power capabilities of a panel solution in an environment that promotes interaction, without the isolating walls.

Easy-to-Power features include Technology Beltways and a variety of 8-wire/4-circuit Power Kits that will accommodate even the most tech-intensive environments.



Power is routed from the source and up to the worksurface via our innovative Technology Beltway. Power kits can be added and reconfigured any time, with virtually no tools required.



Power and data outlets are placed within arm's reach while an integral trough below the worksurface conceals excess cabling. Easy!

THE LONG AND THE TALL OF IT.



Worksurfaces and Overhead Cabinets in Designer White, Standing-Height Worksurfaces in Raven, Mobile Pedestals in Columbian Walnut with Cushions in Beeline Forge fabric. Commute™ Chairs in Flection Foil fabric.

Benching applications make extremely efficient use of real estate while promoting collaboration. e5 makes benching even more comfortable and productive with options for standing-height worksurfaces and overhead storage. Worksurfaces cantilever into position and storage components simply slide and lock into place atop our Technology Walls – the load-bearing equivalent of our Technology Beltways. That’s just one of many **Easy-to-Install** touches!



Technology Walls offer arm-level access to power/data plus convenient cable troughs.



Modular components install in a snap – they just slide and lock into place. Overhead Cabinets are offered with or without frosted glass or laminate doors, or as an open pass-through.



ONE PLATFORM, MANY USES.



Worksurfaces, Storage Cabinets, Overhead Cabinet with frosted glass doors, Support Modules, Pedestals and Wardrobe Tower in Summer Suede. 3200 Chair in Black fabric.



A universal kit of parts eases specification in every area of your floor plan. Worksurfaces in Designer White. Storage Cabinets, Overhead Cabinet with laminate doors, Support Modules and Wardrobe Tower in Summer Suede. 3200 Chair in Black fabric.



e5 makes even full-featured executive offices amazingly affordable. Worksurfaces, Pedestals and Wardrobe Towers in Columbian Walnut. Storage Cabinets, Overhead Cabinet with frosted glass doors and Support Modules in Designer White. Commute™ Chair in Flection Tango fabric.

e5's common-sense approach to building a workspace makes it just as **Easy to Specify** private offices as collaborative environments. A variety of freestanding and wall-mounted components let you create near-endless configurations, in colors and finishes that range from traditional to ultra-modern. Use e5 throughout your office to create a unified look, feel and function while enhancing your **Easy-to-Reconfigure** flexibility.



Easy-to-attach acrylic or laminate Modesty Panels are available for all standard configurations.



Overhead Cabinets may be supported by Corner Units with shelves (above) or Storage Modules (upper left).



A magnetic Tackboard spans between vertical components to display notes, photos and art.



Worksurfaces may be supported by full End Panels in addition to Steel Legs or Pedestals.

IT'LL GROW ON YOU... AND WITH YOU.



Specifying Technology Walls will help position you for future growth – you can add modular components like Overhead Cabinets and Standing-height Worksurfaces as your business evolves.


e5 is **Easy to Afford** for even the smallest companies. Because it's also **Easy to Reconfigure**, adding workers and transforming work environments is a piece of cake. You can repurpose components into entirely new applications and expand office layouts with minimal disruption. Bulk up storage. Diversify function. Add more power, anywhere you want it. Whatever your needs, now and in the future, you can count on e5 for an easy solution.



Right- and left-hand Hatchet Worksurfaces provide expanded working space.



Standing-height Worksurfaces invite collaboration and promote movement.



Storage Cabinets are two-sided – an open or doored compartment on one side and a Markerboard or Tackboard on the other, so they're functional from either direction.





It's evolution in progress, with the addition of new storage and surface components, as well as a private-office suite. Open Plan: Worksurfaces and Pedestals in Summer Suede, and Overhead Cabinets and Standing-height Worksurfaces in Designer White. Private Office: Worksurfaces, Pedestals, Overhead Cabinets, Support Modules and Wardrobe Towers in Columbian Walnut. Commute™ Chairs in Flection Foil fabric throughout.


Storage Story.

Freestanding casegoods include a variety of layered- and desk-height Base Units as well as Wardrobes and Bookcases. All are equipped with metal legs to facilitate floor cleaning.



Finishing Touches.

Black, white and silver paints coordinate beautifully with this palette of laminates.



Easy to Get.

e5 isn't just easy to specify, install, power, reconfigure and afford – it's also easy to get, with a simple order process and short lead times. For more information, visit Mayline.com.



MAYLINE®

www.mayline.com

CORPORATE LOCATIONS

MAYLINE
619 N. COMMERCE STREET
PO BOX 728
SHEBOYGAN, WI 53082-0728
CUSTOMER SERVICE 800-822-8037
920-457-7388 (FAX)

TO PLACE ORDERS:
MAYLINE
ATTN: ORDER DESK
PO BOX 728
SHEBOYGAN, WI 53082-0728
800-822-8037
920-457-7388 (FAX)

DISTRIBUTION CENTER

ARKANSAS
824 NORTH PALM STREET
NORTH LITTLE ROCK, AR
800-480-3123

SHOWROOM LOCATIONS

ATLANTA
2030 POWERS FERRY RD., SUITE 230
ATLANTA, GA
770-984-9047

BOSTON
850 SUMMER STREET
BOSTON, MA
617-269-7600

CHICAGO
MERCHANDISE MART, SUITE 1147
CHICAGO, IL
847-952-1213

CINCINNATI
2226 GILBERT AVENUE
CINCINNATI, OH
513-221-4800

DALLAS
4885 ALPHA RD., SUITE 155
FARMERS BRANCH, TX
303-738-1001

DENVER
WELLS FARGO BUILDING
3333 S. BANNOCK ST., SUITE 310
ENGLEWOOD, CO
303-738-1001

DETROIT
2384 FRANKLIN ROAD
BLOOMFIELD HILLS, MI
248-745-9990

HOUSTON
1213 WEST LOOP NORTH #160
HOUSTON, TX
281-829-1432

LOS ANGELES
12015 MORA DR., UNIT 1
SANTE FE SPRINGS, CA
562-903-7090

NEW YORK
200 LEXINGTON AVE., SUITE 1307
NEW YORK, NY
212-684-7788

NORTHERN CALIFORNIA
2528 DR., SUITE 6
SAN JOSE, CA
925-786-0178

PORTLAND
1001 SE WATER AVE., SUITE 400
PORTLAND, OR
503-222-2364

ST. LOUIS
3204 MORGAN FORD ROAD
ST. LOUIS, MO
314-771-6696

SEATTLE
829 S. FIDALGO
SEATTLE, WA
206-767-0412

TORONTO
210 PONY DRIVE, UNIT 2
NEWMARKET, ONT
CANADA
905-830-0247

VANCOUVER
110-4611 #6 ROAD
RICHMOND, BC
CANADA
604-272-4401

WASHINGTON D.C.
1738 ELTON RD., SUITE 304
SILVER SPRING, MD
301-408-0600



Conference and Training Tables



Adaptability. Style. Affordability.



TALON TABLES -- KEY FEATURES:

- Easy-to-operate folding design with spring-release mechanism.
- Three distinct surface shapes -- Rectangle, Trapezoid, and Crescent -- connect easily for endless configuration options.
- Integrated rear wheels for easy mobility.
- C-clips hold top securely to frame in folded position.
- Up to 4 tables store easily in the folding table cart.
- Optional 3" height adjustment from 26"-29".
- Completely assembled, rugged, steel base frames.
- Work surfaces are 1 1/8" thick wood core with durable t-mold edge.
- Choice of over 400 standard high pressure laminates. Standard black bases only.

NEW

to the Talon Conference and Training Tables line is an option for Lightweight tops.

- Up to 68% lighter than standard Talon tops.
- Standard Talon base with new lightweight work surfaces.
- 1" thick lightweight laminate tops with 3mm t-mold.
- Metal-to-metal connections in solid wood core.



NEW

The perfect choice for entrepreneurial, fast-paced businesses, Talon Tilt-Top tables' contemporary designs adapt to any environment. Sleek and mobile, they tilt, nest, connect, and can be easily moved by one person.

TALON TILT-TOP TABLES -- KEY FEATURES:

- Creates multi-purpose work areas in a conference room, training room or office.
- Three distinct surface shapes -- Rectangle, Trapezoid, and Crescent -- connect easily for endless configuration options.
- Units nest for space-saving storage and can be transported while folded. No need for a dolly!
- Ganging hardware comes standard with all Talon tables.
- Black steel base with 3" locking dual casters.
- Work surfaces are 1 1/8" thick wood core with durable t-mold edge.
- Choice of over 400 standard high pressure laminates.



Peripherals

From the boardroom to the training room, Tiffany Industries has the right solutions for today's demanding office environments. With the proper configuration, equipment, and support, training sessions can be more productive. From tables, peripherals, and anything else that could be used in a training room, Tiffany Industries has the right product.



Presentation Stand -- designed to support laptops, overhead projectors, or LCD projectors.



Audio/Visual Cart -- designed to support up to a 35" TV monitor and other A/V equipment.



Hospitality Cart -- consistent design details with Presentation Stand and Audio/Visual Cart.



Lighted Lectern -- perfect for any conference/meeting room setting; perforated steel panel defines the look of this lectern.



Lectern -- designed with lightweight durability in mind, this simple lectern is perfect when moving from room to room.



Power Data Module -- UL-listed with adaptable voice and data connections. Assembles easily to table tops with a maximum top thickness of 1 1/4".



Talon Folding Cart -- fits easily through standard doorways and holds up to four tables; removable handles for ease of loading/unloading.



Plasma Screen Console and Optional Mounting Rack -- designed to support plasma and LCD screens. Ample storage space for VCR and DVD equipment.

The search is over. Mission accomplished. You've found the perfect product that combines the best of the three critical elements of today's furniture -- Adaptability, Style, and Affordability. Talon is the answer.



Tiffany Industries™
A MAYLINE GROUP COMPANY

619 N. Commerce Street, PO Box 728
Sheboygan, WI 53082-0728
800-822-8037 • fax: 920-457-7388
www.mayline.com



DURABLE. VERSATILE. AFFORDABLE.



You don't have to choose between furniture that lasts and furniture that looks good – CSII delivers on both counts. It's built like a tank, with a rugged steel framework that will stand up to a lifetime of intensive use. Yet it's also aesthetically appealing, with clean lines and graceful curves, plus virtually unlimited paint, laminate and fabric options. Built to last, designed to impress and priced to wow, CSII will bring value to every level of your organization.



WHO KNEW STEEL COULD BE SO FLEXIBLE?



"J" Tables, Returns and Pedestals in White Paint with Designer White laminate worksurfaces and Silver edge band. Overhead Cabinets, Corner Supports and Storage Cabinets in Columbian Walnut. Commute™ Chairs with Chrome base, Black mesh back and Expo Sky fabric.


Tough doesn't mean inflexible when it comes to CSII. It will adapt to a wide variety of environments, from open plan to private office. Worksurfaces are available in numerous shapes and sizes. Abundant storage options solve any filing, piling and archival need. It's all easy to specify, install and reconfigure, so it can grow and change along with your organization. CSII will rise to any challenge, now and in the future.



Pedestals (and Table Legs) are non-handed to simplify specifying and installing.



Laminate storage components add warmth and dimension to your CSII station.



Corner Support Modules (with shelves) securely support Overhead Cabinets.

DEFINE YOUR SPACE.




"P" Tables and "J" Tables in Windswept Pewter laminate. Pedestals and Overhead Flipper Doors in Medium Tone paint. Panels in Bailey/Khaki fabric. Ultimo™ ULMGR and ULGST chairs in Black leather.

CSII provides all sorts of ways to promote interaction, enhance focus and support individual work styles – even within a single workstation. Stackable fabric panels allow varying degrees of privacy. Storage components can be used to define boundaries as effectively as they keep work close. "P" and "J" tables offer conferencing flexibility even as they conserve valuable real estate. Get the most out of your space with CSII.



Fabric Panels can be stacked and ganged to create many unique combinations.



Desk-mounted Hutches feature elegant radius-front Overhead Flipper Doors.



"Soft Close" system provides safe, secure and quiet closure of Flipper Doors.

WORK SMART.



Rectangular Desk, Bridge and Credenza in Sand paint with Designer White laminate worksurfaces. Overhead Cabinets, Support Modules and Storage Cabinets in Summer Suede. Commute™ Chair with Chrome base, Black mesh back and Expo Sky fabric.

CSII includes a number of features that enhance productivity, efficiency and user satisfaction. Expansive desk surfaces provide plenty of room to spread out work. Storage components run the gamut from under-surface to eye-level to overhead, in configurations that suit any set of job responsibilities. Streamlined aesthetics adapt well to the personal touches that make an office more comfortable. It's a smart investment for your workplace and your workforce.




Peninsula Table, Credenza with Pedestal and Overhead Flipper Door in Warm White paint with Classic Rock laminate worksurfaces. Mercado Series 3200 Chair with Black fabric seat and mesh back.



Bowfront Desk, Straight Bridge, Credenza with Pedestal and Overhead Flipper Door in Medium Tone paint with Windswept Pewter laminate worksurfaces. Comfort Series Big & Tall Chair in Black fabric.



A CPU Holder is one of many support products that makes users more productive.



Freestanding Height-adjustable Desks promote healthy movement throughout the day.

THROUGHOUT YOUR OFFICE.



Reception Desk, Lateral Files and Bookcases in Sand Beige paint. Reception Counter in Classic Rock laminate is customized with a vinyl logo decal – an easy, inexpensive project for any local sign company.

CSII enables you to create a unified look, feel and function throughout your organization. Reception desks, conference tables, lateral files, bookcases and other storage components complement our workstation products – and deliver the same long-lasting durability and attention to design detail.

Please visit our website for more information: Mayline.com



Conference Table, Lateral Files and Bookcases in Sand Beige Paint with Classic Rock laminate conference surface. Valoré TSH1 Chairs with Black mesh back and fabric seat.



Steel files and bookcases align dimensionally with CSII Desking and Hutches.



Laminate storage components are available in six colors and even more configurations than you see here.



MAYLINE®

www.mayline.com

CORPORATE LOCATIONS

MAYLINE
619 N. COMMERCE STREET
PO BOX 728
SHEBOYGAN, WI 53082-0728
CUSTOMER SERVICE 800-822-8037
920-457-7388 (FAX)

TO PLACE ORDERS:
MAYLINE
ATTN: ORDER DESK
PO BOX 728
SHEBOYGAN, WI 53082-0728
800-822-8037
920-457-7388 (FAX)

DISTRIBUTION CENTER

ARKANSAS
824 NORTH PALM STREET
NORTH LITTLE ROCK, AR
800-480-3123

SHOWROOM LOCATIONS

ATLANTA
2030 POWERS FERRY RD., SUITE 230
ATLANTA, GA
770-984-9047

BOSTON
850 SUMMER STREET
BOSTON, MA
617-269-7600

CHICAGO
MERCHANDISE MART, SUITE 1147
CHICAGO, IL
847-952-1213

CINCINNATI
2226 GILBERT AVENUE
CINCINNATI, OH
513-221-4800

DALLAS
4885 ALPHA RD., SUITE 155
FARMERS BRANCH, TX
303-738-1001

DENVER
WELLS FARGO BUILDING
3333 S. BANNOCK ST., SUITE 310
ENGLEWOOD, CO
303-738-1001

DETROIT
2384 FRANKLIN ROAD
BLOOMFIELD HILLS, MI
248-745-9990

HOUSTON
1213 WEST LOOP NORTH #160
HOUSTON, TX
281-829-1432

LOS ANGELES
12015 MORA DR., UNIT 1
SANTE FE SPRINGS, CA
562-903-7090

NEW YORK
200 LEXINGTON AVE., SUITE 1307
NEW YORK, NY
212-684-7788

NORTHERN CALIFORNIA
2528 QUIME DR., SUITE 6
SAN JOSE, CA
925-786-0178

PORTLAND
1001 SE WATER AVE., SUITE 400
PORTLAND, OR
503-222-2364

ST. LOUIS
3204 MORGAN FORD ROAD
ST. LOUIS, MO
314-771-6696

SEATTLE
829 S. FIDALGO
SEATTLE, WA
206-767-0412

TORONTO
210 PONY DRIVE, UNIT 2
NEWMARKET, ONT
CANADA
905-830-0247

VANCOUVER
110-4611 #6 ROAD
RICHMOND, BC
CANADA
604-272-4401

WASHINGTON D.C.
1738 ELTON RD., SUITE 304
SILVER SPRING, MD
301-408-0600



Meeting & Training
Solutions





Mayline has been making collaborative furniture for more than 60 years. The way people work together has changed a bit over that time, but we're still offering simple, smart, solid solutions that don't require an engineering degree to figure out or a Fortune 500 budget to afford. If you want meeting and training room furniture you can put to immediate use ... if you want it fast ... and you want it to last ... you want Mayline.

TABLE OF CONTENTS:

Sync Pages 4-5	Flip-N-Go® Pages 6-7	Meeting Plus™ Pages 8-9	T-Mate Pages 10-11	Encounter Pages 12-13	Room Accessories Page 14	Valoré Seating Page 15
-------------------	-------------------------	-------------------------------	-----------------------	--------------------------	--------------------------------	------------------------------

60 YEARS OF SOCIAL ENGINEERING.



Sync Tables in Witchcraft Mocha/Black. Shown with Aberdeen Low Wall Cabinet and Valoré TSH1 Chairs (see page 15).



Linking style and function.

The shapely leg may turn heads, but it's the convenience that will make you fall in love. Thoughtful engineering features include a single-handed control mechanism that enables one person to easily flip the top. The control's center placement allows a wide variety of custom top shapes. The table assembles in minutes, gangs in a snap, and moves with graceful ease into any training room configuration.

SYNC FEATURES:

- 29½" overall table height; four locking casters.
- Standard rectangle, crescent, trapezoid, transition and pie tops, plus custom shape options.
- Silver frame.
- Ganging kit included.
- Choose from over 900 standard laminates from Nevamar®, Wilsonart®, Pionite® and Formica® at no additional upcharge.



Sync Tables in Witchcraft Mocha/Black. Shown with Aberdeen Visual Presentation Board, Low Wall Cabinet and Lectern, and Valore TSH1F Chairs (see page 15).



Tables straight-line nest for compact storage.



One control, one person, one hand – that's all it takes to flip the table top.



An integrated modesty panel with built-in cable trough manages flexible power options (see page 14).



Flip-N-Go Tables in Folkstone/Black. Shown with Presentation Stand (see page 14) and Valoré TSM2 Chairs (page 15).

Small effort, big reward.

It doesn't take much to put Flip-N-Go to work for you. Just roll the tables where you want them and lock the casters. You can gang them if you like, and add transition tables and pie connectors to create more elaborate configurations. When it comes time to store them, just flip a lever – there's one on either side of the table – and the top will tilt and lock to allow straight-line nesting.




Flip-N-Go Tables in Folkstone/Black with Black/Black Transition Table. Shown with Audio/Visual Cart (see page 14) and Valoré TSM2 Chairs (page 15).



Leg design allows tables to nest neatly together.



Dual-sided levers allow easy flip action. Integrated cable trough in modesty panel manages flexible power options (see page 14).



Choice of Knife-edge T-Mold, Standard T-Mold and Fluted T-Mold.

FLIP-N-GO FEATURES:

- 29½" overall table height; four locking casters.
- Rectangle, crescent, trapezoid, transition and pie top options.
- Optional ganging accessory securely connects tables.
- Black table frames only.
- Choose from over 900 standard laminates from Nevamar®, Wilsonart®, Pionite® and Formica® at no additional upcharge.

MEETING PLUS™



Meeting Plus Tables in Cherry/Black with Black/Black Pie Connectors and Transition Tables. Shown with Aberdeen Low Wall Cabinet and Lectern, and Valoré TSH1 Chairs (see page 15).

Premium tables. Not-so-premium prices.

Our top-of-the-line solution, Meeting Plus offers a substantial look and feel along with exceptional durability and a host of convenient features. But is it mobile, you ask? Sure is – just pick up one end of the table and move it like a wheelbarrow. Best of all, you don't need a wheelbarrow full of money to pay for it.




Meeting Plus Tables in Mocha/Taupe with Burnished Chestnut/Taupe Pie Connectors and Transition Tables. Shown with Aberdeen Bookcase, Visual Presentation Board and Low Wall Cabinet, and Valoré TSH1 Chairs (see page 15).



Modesty panel offers an extra-deep cable trough and supports table-to-table pass-thru for cord management.



Integrated wheels in one foot allow for wheelbarrow-style mobility.



Pie connectors in three sizes maximize configuration flexibility.

MEETING PLUS FEATURES:

- 29½" overall table height; one mobile and one stationary leg.
- Rectangle, crescent, trapezoid, transition and pie top options allow for endless room configurations.
- Optional ganging accessory securely connects tables.
- Finishes coordinate beautifully with Mayline's Aberdeen laminate casegoods.
- Bases available in all Mayline standard paint colors.
- Choose from over 900 standard laminates from Nevamar®, Wilsonart®, Pionite® and Formica® at no additional upcharge.

T - M A T E



T-Mate Tables in Cherry/Black with Black/Black Transition Tables. Shown with Audio/Visual Cart and Lectern (see page 14) and Valoré TSM2 Chairs (page 15).

A leg up on affordability.

It's simple math: fewer legs equals lower price. That's the equation behind T-Mate, which shares legs between adjacent surfaces to deliver excellent value. Shared legs also allow more kneespace and a cleaner look. Don't worry that you'll have to sacrifice flexibility – you can still create a huge range of room configurations with T-Mate's three versatile top shapes.



T-Mate Tables in Rhinestone Cowboy/Taupe and Pie Connectors in Valley of the Sun/Taupe. Shown with Audio/Visual Cart (see page 14) and Valoré TSM2 Chairs (page 15).



One-legged Adder tables can be joined to two-legged Starter tables in either direction.



Optional steel modesty panels feature a generous trough for table-to-table cabling.

T-MATE FEATURES:

- 29" overall table height; stationary legs.
- Rectangle, transition and pie top options.
- Optional ganging accessory securely connects tables.
- Threaded metal-to-metal connectors attach 2" tubular steel legs to surfaces.
- Bases available in all Mayline standard paint colors.
- Choose from over 900 standard laminates from Nevamar®, Wilsonart®, Pionite® and Formica® at no additional upcharge.

ENCOUNTER



Encounter Tables in Cherry/Black. Shown with Hospitality Cart and Lectern (see page 14) and Valoré TSM2 Chairs (page 15).

Where low price and high performance meet.

Sometimes “simple” and “affordable” are your overriding concerns. That’s when you want Encounter. It’s a basic line of multi-functional tables that delivers a fair degree of flexibility and a whole lot of durability. The clean, refined appearance will complement most any interior.



Encounter Tables in Folkstone/Black. Shown with Presentation Stand (see page 14) and Valoré TSM2 Chairs (page 15).



Half-round tables bridge rectangular tables to maximize space.



Crescent tables extend your room planning flexibility.



Tables come standard with modesty panels.

ENCOUNTER FEATURES:

- 29" overall table height; stationary legs with beveled leveling glides.
- Rectangle, crescent and half-round top options.
- Threaded metal inserts connect steel frame to laminate surfaces.
- Scratch-resistant surfaces are protected with a durable PVC edge.
- Black bases with Cherry or Folkstone laminates.
- Delivered in 1-4 days through Mayline's **FAST** Freight program.

ACCESSORIES

Host with the most.

Give your presenters all the tools they need to host a successful session.



1050LT Lectern

1010AV Audio/Visual Cart

1010PC Presentation Stand

1015HC Hospitality Cart

- Sturdy, perforated black steel side supports.
- Heavy-duty, locking casters.
- Speckled Anthracite laminate surfaces.
- Standard integrated power module on Audio/Visual Cart.

Power up.

Bring power and data directly to the table with these flexible options available for any of our training tables.

POWER INFEED OPTIONS:



ECB Quick Disconnect - Plug & Power



ECH Traditional Hardwire



ECS Single Circuit - 15 Amp Plug



Surface Mount Module



Undersurface Mount Module

- Power infeeds link up to 10 (ECS) or 20 tables (ECH, ECB).
- Power receptacles can be located on or below table surface.
- Non-sequential connections make reconfiguration easy.
- Quick Kits, specific to your tabletop size, include all you need to power tables.

SURFACE MOUNT OPTIONS:



PM20 Power Module



PMR22 Power and Data Module with 2 Power/2 Data Outlets



PM 44 Double-Sided Power and Data Module



PMR30 Power Module with 3 Outlets



PMR22 Power and Data Module with 2 Power/2 Data Outlets



350190 Power/Data Module



F740 Surface Grommet

DAISY CHAIN SOLUTIONS

SINGLE TABLE SOLUTIONS

VALORÉ SEATING

Meshes well with all our tables.


Comfortable, breathable, mobile and affordable, Valoré offers a stylish mesh back and fabric seat cushion that flips up for compact nesting storage.




Black Fabric



Black Mesh




Orange Mesh



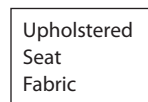
Red Mesh

TSH1 HIGH-BACK CHAIR

- Black fabric seat.
- Integrated arms.
- Comfortable recline action.
- Chrome frame.
- Optional chair glides.



Black Mesh



Upholstered
Seat
Fabric

150-plus Momentum® fabric options

TSH1F CHAIR


- Black mesh back (only).
- Upholstered seat.
- Integrated arms.
- Comfortable recline action.
- Black or Chrome frame.
- Optional chair glides.




Black Fabric



Black Mesh



Orange Mesh




Red Mesh

TSH2 CHAIR


- Black fabric seat.
- Comfortable recline action.
- Chrome frame.
- Optional chair glides.



Black Fabric



Black Mesh



Orange Mesh



Burgundy Mesh

TSM2 ARM CHAIR

- Black fabric seat.
- Integrated arms.
- Brushed Silver frame.
- Optional chair glides.



MAYLINE®

www.mayline.com

CORPORATE LOCATIONS

MAYLINE
619 N. COMMERCE STREET
PO BOX 728
SHEBOYGAN, WI 53082-0728
CUSTOMER SERVICE 800-822-8037
920-457-7388 (FAX)

TO PLACE ORDERS:
MAYLINE
ATTN: ORDER DESK
PO BOX 728
SHEBOYGAN, WI 53082-0728
800-822-8037
920-457-7388 (FAX)

DISTRIBUTION CENTER

ARKANSAS
824 NORTH PALM STREET
NORTH LITTLE ROCK, AR
800-480-3123

SHOWROOM LOCATIONS

ATLANTA
2030 POWERS FERRY RD., SUITE 230
ATLANTA, GA
770-984-9047

BOSTON
850 SUMMER STREET
BOSTON, MA
617-269-7600

CHICAGO
MERCHANDISE MART, SUITE 1147
CHICAGO, IL
847-952-1213

CINCINNATI
2226 GILBERT AVENUE
CINCINNATI, OH
513-221-4800

DALLAS
4885 ALPHA RD., SUITE 155
FARMERS BRANCH, TX
303-738-1001

DENVER
WELLS FARGO BUILDING
3333 S. BANNOCK ST., SUITE 310
ENGLEWOOD, CO
303-738-1001

DETROIT
2384 FRANKLIN ROAD
BLOOMFIELD HILLS, MI
248-745-9990

HOUSTON
1213 WEST LOOP NORTH #160
HOUSTON, TX
281-829-1432

LOS ANGELES
12015 MORA DR., UNIT 1
SANTE FE SPRINGS, CA
562-903-7090

NEW YORK
200 LEXINGTON AVE., SUITE 1307
NEW YORK, NY
212-684-7788

NORTHERN CALIFORNIA
2528 QUIME DR., SUITE 6
SAN JOSE, CA
925-786-0178

PORTLAND
1001 SE WATER AVE., SUITE 400
PORTLAND, OR
503-222-2364

ST. LOUIS
3204 MORGAN FORD ROAD
ST. LOUIS, MO
314-771-6696


SEATTLE
829 S. FIDALGO
SEATTLE, WA
206-767-0412

TORONTO
210 PONY DRIVE, UNIT 2
NEWMARKET, ONT
CANADA
905-830-0247

VANCOUVER
110-4611 #6 ROAD
RICHMOND, BC
CANADA
604-272-4401

WASHINGTON D.C.
1738 ELTON RD., SUITE 304
SILVER SPRING, MD
301-408-0600

Storage & Filing



KWIK+FILE®

A Mayline Group Company

Storage & Filing

Kwik-File...a leading manufacturer of speciality filing solutions and storage equipment is committed to maximizing capacity and increasing productivity. Whether you're in the market for open shelf filing, drawer filing, cabinets or mobile high density systems, Kwik-File has a solution. Kwik-File's professional staff offers free design service and expertise to ensure your project's success from beginning to end.

High Density Storage

- Mobile Aisle
- Mobile Lite
- Kwik Track
- Four-Post Shelving
- X-Ray Shelving
- Security Shade
- ARC Rotary File
- File Harbor Cabinets
- Flip 'N File
- Lateral Files & Bookcases
- Forms & Storage Cabinets
- Stackables

Large Format Filing

Carts

- Filing Carts
- Laptop Carts



An ARC starter and two adders shown with filing cart.



Look for this symbol throughout the brochure designating Greenguard certified products. For more information on Greenguard, please visit www.mayline.com or www.greenguard.org



Mobile Aisle

Kwik-File's Mobile Aisle will allow you to spend more time on important tasks and less time searching for critical information or supplies. Mobile Aisle can also help control the rising costs of valuable real estate by creating more "people" space or increasing storage capacity in your current space.

- Mobile 820 can increase filing capacity by 75% when compared to conventional filing.
- Fixed aisles are eliminated.
- Modular and reconfigurable, systems easily relocate.
- Future expansion of system requires minimal dismantling of current system.
- Mobile Aisle is engineered to meet California's seismic requirements.
- Decorative Enhancements—a magnetic decorative panel bringing fabric and laminate elements to any filing system.

Mobilize your drawer filing and save as much as 40% of your valuable real estate as well as gain additional open shelf storage.



- No need to convert end-tab filing folders to take advantage of mobile filing.
- Roll out drawers, available in three heights and four widths, provide limitless storage applications.



Roll Out Drawers

Roll Out Drawers provide adaptable and flexible storage solutions for small, specialized items as well as lateral filing.

- Three heights available - 4 1/2", 6" and 10 1/2"- in 30", 36", 42" and 48" widths.
- Select and mix drawer heights specifically to your storage requirements.
- Options for storing letter and legal hanging files including both front-to-back and left-to-right.
- Smaller partitioned drawers provide a variety of unique storage options for such items as:
 - audio visual materials.
 - computer media.
 - forms and documents.
 - office supplies.
 - artifacts and collections.
 - medical supplies.
- Unique flush-front design.
- Full width recessed handle pulls.
- Heavy-duty, soft closure retention slides.
- Available options:
 - Key lock for the 6" and 10 1/2" drawers for added security.
 - Create front-to-back storage options with drawer partitions for 4 1/2" and 6" drawers.
 - Optional converter bar also available for front-to-back filing in 10 1/2" drawers.



Roll Out Drawers available in 4 1/2", 6" and 10 1/2" heights



Key lock option for 6" and 10 1/2" height drawers

Laterals on the move! Save valuable real estate by putting lateral files on Mobile Aisle!

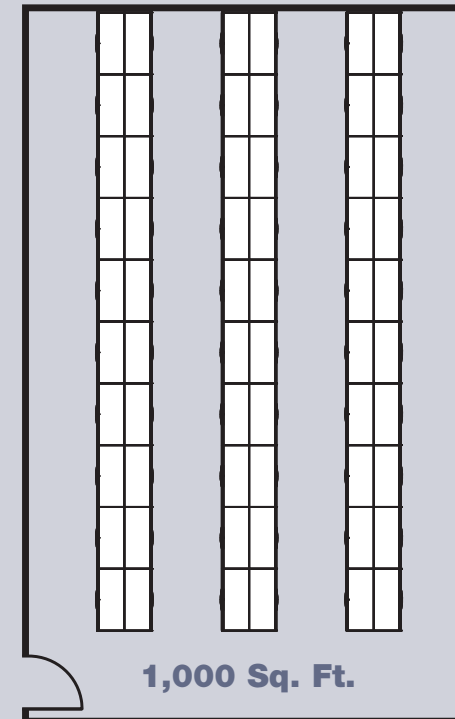


Mayline Lateral Files on Mobile Aisle

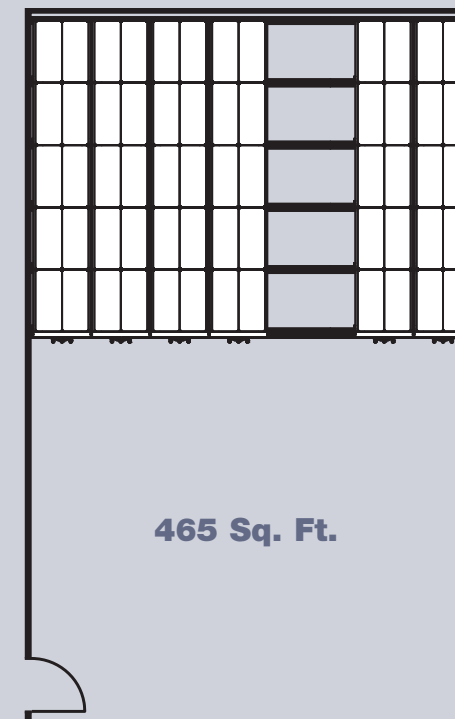
Mobile Aisle also supports all brands of lateral files

Save over 50% of Valuable Real Estate Space!*

Stationary Lateral Files*



Mobilized Lateral Files



By mobilizing your existing lateral files on our Mobile Aisle 820 System, you can save 50% of your valuable real estate.

In most cases a Mobile Aisle system will pay for itself in fifteen months or less**. Now that's a great return on investment.

Contact Mayline's Space Planning department for a free quotation.

(Spaceplanning@Mayline.com)

** Based on a cost/sq ft. of \$30 or higher

**Saved
535 Sq. Ft.**

* Based on Sixty 42" wide lateral files



Think outside the box!

Optional slatwall panels make it possible to efficiently store almost anything in your Mobile Aisle storage system.



Backroom Retail Storage



Textbook and School Supply Storage



Medical Equipment Storage

Slatwall Storage & Accessories

Slatwall is a unique addition to Kwik-File 4-Post shelving, offering exceptional flexibility. Utilizing storage bins, wire baskets, trays, shelves, display hooks or other specialized accessories, Slatwall can provide storage solutions for many non-traditional items in multiple markets including healthcare, education, retail and law enforcement.

- All steel, painted slatwall. (Standard)
- Available in multiple widths and heights.
- Can be utilized in both stationary and mobile shelving.
- Accessories attach without hardware or fasteners.

Mobile Aisle offers nearly unlimited storage solutions to meet your specific storage needs.

Perfect for:

- Archival Binders*
- Weapons*
- Bankers Boxes*
- Backroom Inventory*
- Law Books*
- Media*
- Medical Supplies*
- Office Supplies*
- Parts*
- Sporting Goods*
- Tools*
- X-rays*
- ...and more*





*The possibilities
are nearly
endless!*



Versatility and functionality of Mobile Aisle offers endless storage solutions for specific market segments.



A variety of storage cabinets can be mounted on Mobile Aisle carriages.



Mobile Aisle Features and Construction

Most heavy-duty mobile systems are grouted and permanently attached to the floor, but statistics show that many systems are added to or relocated within three years. Mobile Aisle tracks are not grouted, so you can plan ahead with confidence as Kwik-File's Mobile Aisle can move with you.

Rugged steel tracks feature standard pairs of levelers positioned every six inches allowing easy leveling both during and after the installation. Mobile Aisle—built to move and built to last.

The Mobile Aisle three-prong handle features a standard red occupancy indicator on the safety lock that visually alerts a potential user that a particular aisle within the system is occupied.

Additional Safety and Design Features:

- Choice of a standard ramp entry or an ADA/cart ramp option.
- Security handle with key lock.
- Floor lock option for added security beyond handle key lock.
- Lockable security shades.
- Full width reference shelf.
- Roll out drawers.



System floor lock for added security (Optional).



1" bumper protects both shelving and user.



Waist high 3-prong handle with red safety occupancy indicator.



Full width reference shelf. (Optional)



Detail photo depicting non-grouted track, wheel channel assembly, unfinished decking, full-length drive shaft, modular bases, and 4-post uprights and supports.

- Rugged, non-grouted, interlocking steel track.
- Track is easily re-leveled.
- Standard in track anti-tip mechanism.
- All steel construction.
- Mechanical drive requires one pound of effort to move 10,000 lbs.
- Modular carriages can support up to 8,000 lbs. each.
- 820 Mechanical Assist designed for systems up to 30 feet long.
- A continuous drive shaft prevents racking in longer ranges.
- 810 Manual designed for smaller systems.



Section of track showing heavy-duty construction and leveling glides.



Interlocking track sections (separated to highlight interlocking and angled joint).



All steel, dual flanged wheels 4 5/8" diameter.



Medical Supplies



Waist high handle includes range lock.
Security handle with key lock. (Optional)

Mobile Lite


An affordable mobile storage system that won't break the budget. Mobile Lite not only costs less, it installs in half the time compared to larger, heavy-duty systems.

Regardless of length, a continuous drive shaft allows the carriage to travel smoothly. Mobile ranges are complete with a waist-high handle including range safety lock, allowing each carriage to be locked into place while the user is retrieving information.


- Affordable filing or storage system for such items as boxes and supplies.
- Increases storage capacity by eliminating fixed aisles.
- Mobile Lite costs less per filing inch than most alternative filing solutions.
- In-track anti-tip safety feature.
- Reference shelf. (Optional)
- Decorative end panel enhancements in fabric or laminate (Optional) to match room décor.
- Security handle with key lock (Optional).
- Lockable security shades available.



Aluminum carriages support up to 1,000 lbs. per linear foot.



Mechanical end panel utilizes a full-length driveshaft to ensure simultaneous movement.



ADA compliant, heavy-duty aluminum track with anti-tip feature for safety. No grouting required.



Kwik-Track

To increase filing capacity in limited space, Kwik-Track allows you to place stationary shelving against the wall with either one or two rows of laterally moving units on tracks. Kwik-Track's versatility allows you to mobilize open file shelving or cabinets providing greater storage and filing efficiency.

- Multiple letter and legal configurations are available.
- Low profile ramp is ADA compliant.
- In-track anti-tip safety feature.
- Aluminum track with steel inserts.
- Future expansion of system requires minimal dismantling of current system.



Four Post Shelving on Kwik-Track; 3/2/2 configuration.



Flip 'N File Cabinets on Kwik-Track.



File Harbor Cabinets on Kwik-Track.

Configurations



2/1

2 Rows; 2 Fixed, 1 Movable



3/2

2 Rows; 3 Fixed, 2 Movable



4/3

2 Rows; 4 Fixed, 3 Movable



2/1/1

3 Rows; 2 Fixed, 2 Movable



3/2/2

3 Rows; 3 Fixed, 4 Movable



4/3/3

3 Rows; 4 Fixed, 6 Movable



Mayline Lateral File Cabinets on Kwik-Track.

Four-Post

Four-Post shelving offers the most space efficient and economical solutions for your storage and filing needs. Greater visibility allows one touch retrieval of end tab filing. Stationary Four-Post shelving can be easily mobilized on Mobile Aisle, Mobile Lite and Kwik-Track, compacting valuable floor space and increasing storage. Common applications include letter and legal end tab filing, box and archival storage and a variety of custom storage options.



- Available in four standard heights and widths.
- Available in letter and legal depths.
- Shelves adjust on 1½" centers.
- Dividers adjust on 3" centers.
- Easily assembled, no hardware required.


Optional Accessories

- Security Shade.
- Back panel.
- Reference shelf.
- Roll out drawers.
- Slatwall.

Four Post Accessories



Optional roll out drawers available in 4.5", 6" and 10.5" heights.



Steel slatwall panels adapt Four-Post units for non-traditional storage options.

X-Ray

X-Ray shelving offers the strength needed to support x-rays, mammography, MRI scans and a variety of other heavy-duty storage items. X-ray shelving, similar to Four-Post in design, offers full visibility of your files.

- X-Ray shelving will support up to 1,000 lbs. per shelf.
- Available in either single face or double face depths.
- Available in four standard widths.
- Easily assembled, no hardware required.
- Security Shade. (Optional)
- Oversized X-Ray dividers adjust on 3" centers.
- Standard 18-gauge steel shelves.



Security Shade

Secure your investment with Kwik-File's Security Shade, a vertical locking tambour door that provides an affordable alternative to purchasing new locking filing systems.

- Easily installed on existing Four-Post Shelving with basic width and height dimensions.
- No need to remove files for door installation.
- Doors and tracks are available in three widths and three heights with graphite color finish.
- Steel housing for doors is available in 12 standard colors. Custom colors available upon request.
- Can be used with Stationary Four-Post, X-Ray, Mobile Lite, Kwik-Track, and Mobile Aisle.

Note: Security Shade can not be used with a reference shelf.



ARC Rotary File

Make the most of your limited floor space...

utilizing the “cabinet within a cabinet” design of the Kwik-File ARC Rotary File. This reduced space requirement can be used for additional people space, added storage or whatever your business or office requires.

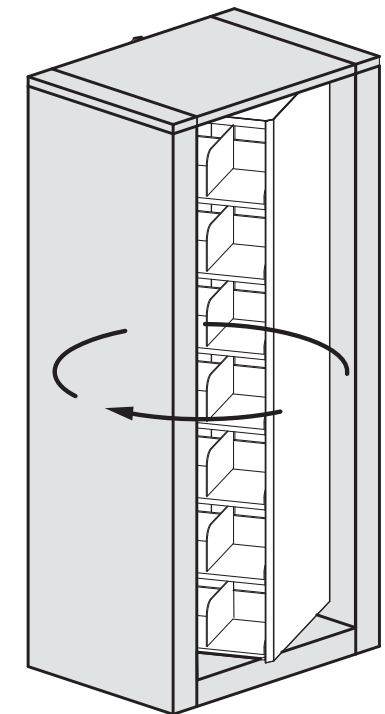
ARC Rotary Files will fit into nearly any office setting, providing superior accessibility compared to traditional files. With no drawers or doors protruding in the aisle, minimal access space is needed for this unique cabinet. Quicker access to files and binders means improved productivity, as you can stand in front of an ARC and make your selection in an instant. Security and peace of mind in any location are provided by a standard lock on each unit.



3 side-by-side ARC units one closed, one open, one slightly rotated.



ARC Rotary Work Center



The ARC Rotary Files' open shelf design combined with the rotating “cabinet within a cabinet” gives access to more files or supplies. The rotating mechanism self-locates every 90 degrees.

This specially designed ARC Rotary Work Center provides convenient storage options for end-tab and top-tab filing, binders, supplies and other work related materials. The counter height, oval work surface, allows for easy viewing of files or materials and provides a standing height meeting space. Adjustable height stools fit easily at either end providing a comfortable sitting work area. The Work Center is available in letter and legal depths with a variety of interior accessories.



Versatile ARC Rotary cabinets can store a wide range of items in addition to files. Binders, supplies, pharmaceuticals, samples, CD/DVD's and drawings can be stored in one of the media storage options.

Let us show you how to optimize your floor space using the ARC Rotary File. Contact Mayline Space Planning today to explore your options!

Features & Options

- ARC rotates effortlessly, eliminating the need for clumsy and noisy foot pedals.
- ARC's universal base allows you to expand your system in either direction.
- Units available in three, four, five, six, seven and eight tier preconfigured models for letter or legal files.
- Units are lockable and secure (standard).
- Wide selection of mixed media storage options available:
 - Reference shelf
 - Cantilevered slotted shelves provide independent adjustability on both sides of the cabinet
 - Roll out drawers in 6", 7 1/2", 9", 10 1/2" and 12" heights offer the opportunity to store a variety of items
 - Roll out shelves
 - Roll out hanging file frames
 - Pass through shelves, ideal for box storage
- ARC-in-the-Box available. Units are shipped assembled. Leveling and shelf/divider installation is required.



Effortless rotation with self-relocate mechanism every 90 degrees.



ARC Security Lock.



ARC Reference Shelf.



ARC Cantilevered Shelf.



ARC Roll Out Drawer.

File Harbor Cabinets

The File Harbor cabinet is the most unique and universal cabinet on the market, solving your storage problems once and for all.

The key to the File Harbor's appearance, security and function is the locking tambour door. When opened, the entire contents are fully exposed and easily accessed. Let us show you the cost savings that can be achieved when File Harbor cabinets are utilized in individual workstations, providing privacy between users and flexible, high density storage.

- A cabinet design that gives you multi-media storage options.
- Horizontal, receding doors keep the aisle clear for passers-by.
- Closed door provides a clean and attractive appearance.
- Lower cost per filing inch than vertical or lateral drawer files.
- Available in three standard heights and widths.
- Can be installed on Mobile Aisle and Kwik-Track.
- Roll out drawers or frames. (Optional)
- Reference shelf. (Optional)

Gain approximately six square feet each time a File Harbor Cabinet replaces an existing 42" wide lateral file.



File Harbor inset into wall and as work station dividers.



Roll out drawers and file frames. (Optional)



Reference shelf. (Optional)

File Harbor Accessories

A range of interchangeable components allows File Harbor cabinets to adapt easily to your future needs and store a variety of mixed media. Components include shelves for both letter and legal, end-tab files, binders, rails for suspended pockets, a roll out drawer for office supplies and CDs, and roll out frames for hanging files.



Lateral Files

Mayline offers NEW high-performance lateral files at an exceptional value. If filing is an essential part of the work day make it easy and economical by using these stylish lateral files.

- Affordable high-performance lateral files.
- All steel construction.
- 36" and 42" wide units available in 2, 3, 4 or 5 high.
- Top drawer of the 5 high unit is a roll out shelf.
- Side to side rails support letter, legal or A4 filing format.
- All units feature an anti-tip interlocking drawer system.
- Stylish recessed pulls and heavy duty, full extension telescoping slides are standard on all drawers.
- Single key removable lock. (Standard)
- Files can be mobilized on Kwik-Track and Mobile Aisle.
- Available in Black, Medium Tone, Desert Sage and Mist.



Steel Bookcases

NEW Mayline steel bookcases are durable and a great value. Access is quick and easy regardless of what size bookcase is chosen to meet storage needs.

- 36" wide units are available in 2, 3, 4 and 5 shelf styles
- Shelf count includes the bottom of the bookcase.
- Shelves adjust in 1" increments.
- 13" deep shelves easily accommodate 3-ring binders.
- Units assemble quickly and easily.
- Available in Black, Medium Tone, Desert Sage and Mist.
- Contact Customer Service for additional color options and upcharges.
- Heights align with CSII desking and hutches.



Flip 'N File

Maximize your filing space with rugged and affordable Flip N' Files. Units offered in a choice of open or closed door designs featuring fixed shelves with standard painted steel dividers. Open units provide instant visual access to files while closed door units offer added confidentiality and protection of materials. The retractable spring assisted doors with recessed pulls respond easily to touch for quick and full accessibility to files while not blocking your aisle ways.

- 36" wide open or closed door units available in 5, 6 and 7 tiers.
- Each unit allows for both letter and legal depth filing.
- 4 dividers provided per shelf, adjustable on 1" increments; additional dividers available for purchase.
- Recessed pulls on closed door units.
- Label holders are provided for ease of identification of files on closed door units.
- Adjustable levelers and glides assure the unit is sturdy and operates smoothly.
- A lock is a standard security feature on each closed door unit.
- Available on Kwik-Track.



Law Office application.



Forms & Storage

Nothing offers as many ways to eliminate office clutter than Kwik-File's Forms Storage Cabinet. Interchangeable all-steel components allow you to reconfigure your interior space to organize virtually any size media. Sorting shelves have a thumbcut design and beveled flanges on the front edge of each shelf for easy retrieval and labeling. Optional roll out work shelf allows you to sort and retrieve stored information quickly and efficiently.

- Organize, sort, collate, and store forms, literature, binders and more.
- Available in two heights and two widths.
- 42 standard configured models or create your own.
- Interlocking shelves adjust on 1/2" increments.
- All welded steel construction with 18-gauge steel shelves and supports.
- Locking door. (Optional)

Stackable Files

Stackable files offer a versatile option to traditional filing at an economical price and are easy to assemble. Perfect for small and medium size offices that require flexibility and growth options.

- Stackable to 8 tiers high.
- Stackable tiers sold in pairs.
- 36" (4 shelf dividers) and 48" (6 shelf dividers) widths, letter and legal depth.
- Bases (2" or 4") available with heavy duty levelers.
- Reference Shelf available.
- Available in Pebble Gray and Sand Beige.



Multiple configuration options up to 8 tiers.

Plan Files

Mayline's plan file systems are perfect for large format documents, drawings, artwork, antiques and yes, even blueprints, vellums and tracings.



Check out Mayline's Large Format Filing brochure for a complete selection of plan files and accessories.



Steel Plan Files

- All steel construction.
- Provide ultimate protection for large format documents.
- Designed to store 3 standard sheet sizes.
- Choice of flush or raised bases on all models.

- **C Files®**
 - Best selling series featuring a self contained integral cap design.
- **Hamilton Unit System®**
 - High capacity system with a patented tracing lifter for quick retrieval of stored plan files.
- **Interlocking Plan Files**
 - Recommended for storage of tracings, prints, charts, maps or semi-active reference drawings.
 - Interlocking Plan Files are designed for ease of stacking
- **Mayline's Museum Files**
 - Specially designed with media safety in mind incorporating non-gassing paint and enclosed drawer bottoms to prevent the entry of dust or mold.

Wood Plan Files

Mayline's Wood Plan Files combine the natural beauty and finish of wood with the strength and durability of hardwood construction.



Vertical Plan Files

Mayline's Vertical Plan Files are the ideal choice for economical, mobile filing of active documents.

- Easy-to-use clamps that grip sheets securely.
- Clamps and hangers interchangeable with other manufacturers' systems.
- Metal wing knobs and spring-loaded metal mounting clips.
- Perfect for engineering and construction applications.



Kwik-File Hanging Bar Clamps are interchangeable with all other manufacturers' systems.



Mobile B-Size Drawer File

The Mayline B-size Plan File provides storage for 11" x 17" drawings and artwork. The sturdy, all-steel mobile plan file provides secure and flexible storage for documents that can be moved between departments or under a work surface.

- Eight drawers with gang lock.
- Actual inside drawer dimensions are 12³/₄" W x 23¹/₂" D x 1³/₄" H.
- Overall cabinet dimensions are 15¹/₄" W x 27³/₄" D x 26⁵/₈" H.
- Storage for up to 2,500 sheets.
- Four casters; 2 locking.
- Available in Sand Beige, White, Gray and Black.



Roll File Carts

Wire construction mobile cart includes inserts to accommodate various size rolled documents.

- Available with 36 or 60 openings.
- 2" poly dual wheel non-scarring casters.
- No tools required for assembly.

Filing Carts

Kwik-File offers a line of attractive and competitively priced lockable carts that can be used to store and transport important documents. Scratch resistant, laminate tops provide a useful work surface.

Letter/Legal Carts

- Filing cart is able to store either letter or legal files.
- Three shelves, two of which are adjustable, with two adjustable dividers per shelf.
- Locking door for security.
- Locking heavy-duty casters allow carts to travel easily from room-to-room.

X-Ray Carts

- X-Ray cart supports up to 350 lbs.
- The X-Ray cart is separated by a partition in the middle to provide more structure for weight of X-Ray media.
- Two shelves with two dividers per shelf.
- Locking door for security.
- Locking heavy-duty casters for easy mobility.



Laptop Carts

Our locking laptop cart will allow you to secure and recharge up to 24 laptops at once. This attractive and intelligently designed cart is a perfect solution for the education market.

- Two UL-listed multi-socket power strips located in the front of the unit, with holes at the bottom of the cart for cable management.
- Can store up to 24 laptops at one time.
- Locking door provides security.
- Perforated steel doors and back panel provide proper ventilation.
- Heavy-duty casters (two locking) safely transport computers throughout facility.
- Scratch resistant, laminate tops provide a useful work surface.



CORPORATE LOCATIONS

MAYLINE COMPANY LLC
619 N. COMMERCE STREET
PO BOX 728
SHEBOYGAN W 53082-0728
CUSTOMER SERVICE 800-822-8037
920-457-7388 (FAX)

KW K-FLEX LLC
490 NORTHCOR DRIVE NE
MINNEAPOLIS MN 55432
CUSTOMER SERVICE 800-822-8037
920-457-7388 (FAX)

TO PLACE ORDERS
MAYLINE GROUP
AMERICAN ORDER DESK
PO BOX 728
SHEBOYGAN W 53082-0728
800-822-8037
920-457-7388 (FAX)

DISTRIBUTION CENTERS

NORTHERN CALIFORNIA
468 SOUTHABBO AVENUE
MILPITAS CA
408-627-4331

ARKANSAS
824 NORTH PALM STREET
NORTHERN LE ROCK AR
800-480-3123

MAYLINE® GROUP

www.mayline.com

YGP3B 2/10

SHOWROOM LOCATIONS

CHICAGO
MERCHANDISE MART SUITE 1147
CHICAGO IL
847-952-1213

NEW YORK
200 LEXINGTON AVENUE SUITE 1307
NEW YORK NY
212-684-7788

LOS ANGELES
12015 MORAD DR. UNIT 1
SAN DIEGO SPRINGS CA
562-903-7090

DALLAS
4885 ALPHA RD. SUITE 155
FARMERS BRANCH TX
817-481-2600

HOUSTON
1205 W LOOP NORTH SUITE 100
HOUSTON TX
713-688-7216

WASHINGTON D.C.
1738 ELLISON RD. SUITE 304
SILVER SPRING MD
301-408-0600

ATLANTA
2030 POWERS FERRY RD. SUITE 230
ALANTA GA
770-984-9047

BOSTON
850 SUMMER STREET
BOSTON MA
617-269-7600

DETROIT
2384 FRANKLIN ROAD
BLOOMFIELD HILLS MI
248-745-9990

ST. LOUIS
3204 MORGAN FORD ROAD
ST. LOUIS MO
314-771-6696

DENVER
601 S BROADWAY SUITE
DENVER CO
303-738-1001

PORTLAND
1001 SE WAVER AVE. SUITE 400
PORTLAND OR
503-222-2364

SEATTLE
829 S FALGO
SEATTLE WA
206-767-0412

CINCINNATI
2226 GILBERT AVENUE
CINCINNATI OH
513-221-4800

NORTHERN CALIFORNIA
2528 QUINN DR. SUITE 6
SAN JOSE CA
415-637-5939

TORONTO
200 COCHRANE DR. UNIT 4
MARKHAM ON
CANADA
905-475-0115

VANCOUVER
110-4611 #6 ROAD
RICHMOND BC
CANADA
604-272-4401

Product finishes that are shown are reproduced as faithfully as possible within the limitations of the printing process.

Large Format Filing Systems

For more than 50 years, Mayline has been synonymous with premium quality and design.



- Plan Files
 - C-Files
 - Museum Files
 - Hamilton Unit Systems
 - Mayline Interlocking Files
 - Wood Plan Files
- Vertical Plan Files
- Roll File Carts



MAYLINE GROUP

C-Files

Whether the need is for active or archival storage of drawings, C-Files are the perfect fit! Structurally, they provide the greatest protection of any plan file on the market.

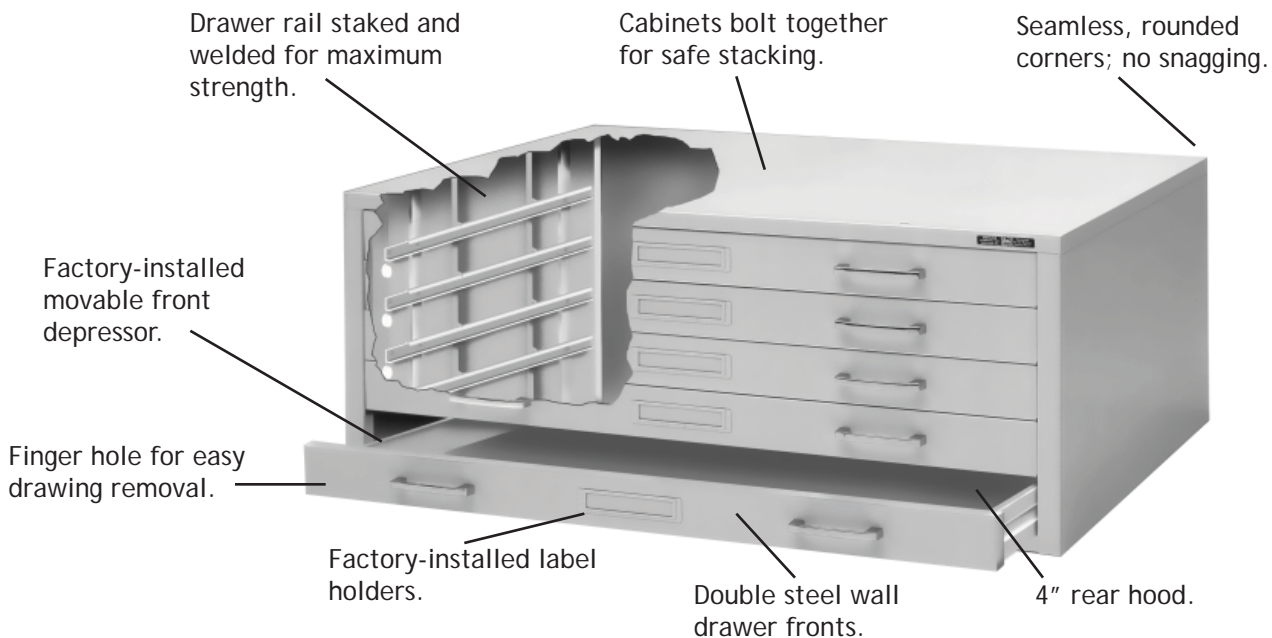


5-drawer C-File on 20" high base



Double stacked 10-drawer C-File on flush base

- Self-contained design with integral top.
- Flush base or 20" high base with bookshelf.
- Bolt together for stacking up to three high.
- Models accommodate three sheet sizes: 24" x 36", 30" x 42", and 36" x 48".
- 5-drawer units have drawer height of 2" each; 10-drawer units are $\frac{5}{8}$ " each.
- Courtesy and safety stops standard in each drawer.
- Optional coated fabric dust covers.



Museum Files

Mayline's Museum Files are unique in the market place and are perfect for the requirements of archival storage. They are specially designed to keep valuable documents and artifacts protected from harmful elements. With all of the great benefits of C-Files, they also feature paint finishes, drawer rails and case construction, specially designed and manufactured with media protection and preservation in mind.

- Available in either 5-drawer or 10-drawer in three sizes.
- Fully enclosed drawer cabinet bottom.
- Finished in specially formulated paint to prevent out-gassing.
- Nylon rimmed rollers with fully-encased ball bearings to eliminate metal-to-metal contact and abrasion.
- Includes all the great features of Mayline's C-Files.



5-drawer Museum File with flush base

Hamilton Unit System® Plan Files

Hamilton Unit System® Plan Files are a high-capacity plan filing system (1000 sheets per 10-drawer unit) built for safe, quick storage and retrieval. Sturdy steel construction and reinforced corner posts provide extra strength for ease of stacking of these interlocking plan files. A patented tracing lifter on 10-drawer units allows for easy retrieval and replacement of documents.

- 5-drawer or 10-drawer units available.
- Files available to accommodate four different drawing sizes.
- Oversize drawers available ($79 \frac{5}{16}''$ x $\frac{3}{4}''$ x $50 \frac{1}{4}''$) in 5-drawer unit for oversize maps and documents.
- Flush base (4" height) or base legs (6" or $19 \frac{3}{8}''$) options.
- Reinforced steel cabinet and corner post construction.
- Patented tracing lifter on 10-drawer units for ease of retrieval.



10-drawer and 5-drawer models interlocked on a 6" base

Interlocking Plan Files

Hamilton Regular Series & Mayline Interlocking Series

Both series of interlocking files are classic steel files recommended for storage of tracings, prints, charts, maps, or semi-active or archival reference drawings. The interlocking design and heavy-duty reinforced corner posts allow for ease of stacking up to five high. The front plan depressor and rear hood keep documents flat and orderly.



Mayline interlocking Plan File with cap, 2-drawer file, 5-drawer file, 10-drawer file and flush base



Hamilton Regular Series file with cap, 5-drawer file and flush base

- Interlocking design for easy, secure stacking.
- Front plan depressor and rear hood keep drawings flat and orderly.
- Optional coated fabric dust covers.
- Two support base options.
- Files to accommodate three drawing sizes.
- Mayline Series has deep-drawer, 2-drawer, 5-drawer, and 10-drawer options.
- Hamilton Regular Series has 5-drawer option only.

Wood Plan Files

Mayline's Wood Plan Files combine the natural beauty and finish of wood with the strength and durability of hardwood construction.



Wood Plan File with bookshelf, flush base, and cap

- Attractive oak veneer and hardwood construction.
- 5-drawer files support three drawing sizes.
- Antique brass handles.
- Drawer height is 1 ⁷/₈".
- Bookcase optional.

Vertical Plan Files



*Top Left: Pivot Wall Rack
Top Right: End-resting Wall Rack
Bottom Left: Rolling File Stand
Bottom Right: Expandable Plan Center*

Mayline Vertical Clamp Files are the ideal choice for economical, mobile filing of active documents. Binders have an easy-to-use clamp that grips sheets securely without punching or stapling. Mayline clamps and pivot hangers are designed to be interchangeable with the systems of other manufacturers for easy integration. Perfect for engineering and construction applications!

FEATURES:

- Clamps available in 5 sizes: 18", 24", 30", 36", or 42".
- Each clamp holds up to 100 sheets of paper or 20 lbs.
- Spring-loaded metal mounting clips.
- Metal wing knobs and clips, not plastic.
- Clamps and pivot hangers are interchangeable with other manufacturer's systems.
- Multiple stands to choose from.

Clamps



Interchangeable clamp



Metal wing knob



Spring-loaded metal mounting clips



Close-up of clamp

Roll File Carts



Wire construction roll carts include inserts to accommodate various size documents.

- Available with 36 or 60 openings.
- 2" poly dual wheel non-scarring casters.
- Assembles in 2 minutes or less; no tools required.

Is your security at risk?



HIPAA

HEALTH INSURANCE PORTABILITY & ACCOUNTABILITY ACT

MAYLINE® GROUP

Any time a patient visits with a doctor, is admitted to a hospital, receives a prescription, or sends in a claim to a health insurance company, a record is made of the health information. Currently, many medical field and other health care providers store medical records in an open shelf environment, which allows information to be visible and exposed. Today, the use and disclosure of this information is protected by a variety of state laws, leaving huge holes in the protection of patients' privacy and confidentiality rights.

What is HIPAA

HIPAA is the acronym for the Health Insurance Portability and Accountability Act of 1996. HIPAA is the largest government action in Healthcare since Medicare. In recognizing the need for a national patient record privacy standard, the federal government established this act with the primary purpose of improving health insurance accessibility for people changing employers or leaving the workforce. This federal legislation also provides provisions to encourage and protect health-related data, ensure privacy, and improve efficiency throughout the health care system. HIPAA consists of two standards: the security standard and privacy standard.

"The **SECURITY STANDARD** relates to the technical and physical protection of protected health information, which includes computer passwords, network firewalls, locked file cabinets and file rooms that contain patient records."—*Massachusetts Medical Society Online Directory*

WHAT IS THE INTENT OF THE SECURITY STANDARD?

- To secure all medical records and other individually identifiable health information used or disclosed, in any form (i.e. paper, oral or electronic communication).
- To improve patients' rights over both understanding and controlling how their health information is used.
- To require health care providers to give patients clear written explanations of how health information may be used.
- To allow patients to see and receive copies of all their records as well as a history of non-routine disclosures.
- To require patient consent before information is released.

"The **PRIVACY STANDARD** relates to the policies and procedures protecting patients' health information, such as consent and authorization forms, privacy notices and business associated agreements."

—*Massachusetts Medical Society Online Directory*

WHAT IS THE INTENT OF THE PRIVACY STANDARD?

- To provide information to patients about their privacy rights.
- To adopt written privacy procedures for staff and employees.
- To train employees on privacy procedures and designate a "privacy" officer within the organization.
- To secure patient records containing individual health information so they are not readily available to those who do not need them.



WHAT ARE THE KEY ELEMENTS OF HIPAA?

- Security standards to protect and secure electronic, paper and oral communications.
- Privacy regulations to protect individuals privacy rights in regards to health information.
- National standards for electronic transmissions of health care data.
- Standardization on establishing patient "identifiers" for employers and health care providers.

WHO MUST COMPLY WITH HIPAA?

Almost everyone. As required by HIPAA, the final regulation covers health plans, health care clearinghouses, health care providers, physician offices, employers, public health authorities, life insurers, information systems vendors, service organizations, and universities. All who conduct certain financial and administrative transactions through paper, oral or electric communications.

WHEN IS THE HIPAA COMPLIANCE DEADLINE?

April 14, 2003! The Final Rule published in August 2002 requires that all physicians, health care providers, clinics, hospitals, health claim processors and any other parties providing treatment or claims processing to comply with privacy regulations by April 14th 2003.

WHO WILL BE ENFORCING THE HIPAA REGULATIONS?

The Department of Health and Human Services (DHHS). The DHHS will publish a final draft in early 2003 concerning the enforcement of HIPAA regulations. This publication will address the compliance provision and detail how it will be enforced and how penalties will be imposed.

WHAT ARE THE RAMIFICATIONS FOR NON-COMPLIANCE?

Civil and Criminal penalties may be imposed for noncompliance. In addition, there may be fines that will not exceed \$100 per violation per person or entity. The total amount imposed on any one person for a violation of any one requirement, could reach \$25,000 in a calendar year.

Criminal penalties and fines may be imposed if protected health information is used or disclosed with illegal intent.



**THE PRICE FOR
NON-COMPLIANCE:
XFINES
XPENALTIES**

WHAT DOES THE MAYLINE GROUP OFFER TO COMPLY WITH HIPAA?



ARC Rotary File

Increases filing capacity while providing a locked and secure storage environment for patient files and records, as well as mixed media.

4-Post Shelving on an 810 Manual or 820 Mechanical Assist Mobile System: Stores large quantities of files to maintain space efficiency and work productivity while offering a compacting design with floor lock security.



Mobile Aisle




File Harbor

A multi-media cabinet with horizontal-receding tambour doors and security lock.

File Harbor on Kwik-Track: Multi-media, locked cabinet mobilized in a two or three row configuration combining both security and space efficiency.

Security Shade: An easily installed vertical locking tambour door designed to provide security and privacy to 4-Post Shelving.



Security Shade



Flip-N-File

Flip-N-File Cabinet: Independent retractable flipper door cabinet with gang lock available in 5, 6 and 7 tier heights.

Data/LAN Cabinets: Designed to provide a secure environment with a variety of locking options for computer equipment and electronic files. All cabinets are ventilated and equipped with efficient cable management.



Data/Lan Cabinets

MAYLINE® GROUP

619 N. Commerce Street, P.O. Box 728
Sheboygan, WI 53082-0728
800-822-8037 • fax: 920-457-7388

This is not a legal document, rather public information available at the time that this brochure was created. This information is constantly changing as rules and regulations are continually modified.


HIP-02
07-03

get on track with
MOBILELite



efficient increases capacity saves floor space effortless


MOBILELite



Track
ADA compliant, low profile, heavy-duty aluminum track with anti-tip feature for safety. Does not require expensive deck panels that typically create a sub floor between tracks. Easily leveled without grouting.



Carriages
Durable anodized aluminum carriages support up to 1000 lbs. per linear foot.



Half-high end panel/Gearbox
The half-high end panel operates mechanically using a full-length driveshaft to insure simultaneous movement.

Running out of space for all your files? Don't want to spend a fortune on a new filing system? Here comes Mobile Lite to the rescue. Finally, there's an affordable mobile filing system that won't break the budget. Mobile Lite not only costs less, it installs in half the time compared to more expensive, heavy-duty systems.

Mobile Lite converts standard aisles into valuable filing space by compacting rows of stationary filing into a single aisle system, which can reduce floor space by 50%. Mobile Lite costs less per filing inch than many alternative filing solutions. Plus it allows you to remain efficient with the ability for quick and easy retrieval of needed files.

Mobile Lite is designed with an in track anti-tip feature for safety. Regardless of length a continuous drive shaft allows the carriage to travel smoothly. Each unit comes standard with a waist high single-spoke handle and a push lock allowing each carriage to be locked into place while the user is retrieving their files. Mobile Lite is a HIPAA compliant system.



MAYLINE® GROUP
Kwik-File · Mayline · Tiffany Industries

619 N. Commerce Street, P.O. Box 728, Sheboygan, WI 53082-0728 · 800-822-8037 · fax: 920-457-7388 · www.mayline.com





**DECORATIVE
ENHANCEMENTS**
by **KWIK-FILE**

Meeting
at Sam

Designer friendly solution enhances Kwik-File's filing and storage products. Aesthetically pleasing magnetic fabric or vinyl options are offered in a wide variety of colors and patterns. Attaches easily and quickly without adhesive or hardware to our ARC doors, Four-Post uprights and Mobile Aisle end panels.

fabrics

woodgrain



KWIK-FILE®

500 73rd Avenue NE
 Minneapolis, MN 55432
 Customer Service **800-822-8037**
 920-457-7388 (Fax)

accessories

NEW

Kwik-File Stackables™

...offer the perfect addition to any office where space, flexibility, and affordability is essential.

A versatile option to traditional filing can now be yours.

**S
T
A
C
K
A
B
L
E
S**



Features

- Stackable to 8 tiers high
- Shelf widths: 36" (4 dividers) and 48" (6 dividers)
- Depth options: 12" Letter and 15" Legal
- Bases (2" or 4") designed with heavy duty levelers
- Reference shelf option
- Quick and easy to assemble
- Standard finishes: Pebble Gray (shown) and Sand Beige
- Available on Kwik-Ship – ships within 72 hours



Pebble Gray

Sand Beige

Model No.	Description	W	H	D	Wt.	List Price
<u>Letter Size/Tiers/Base & Top</u>						
S36L	36" Stackable Letter Tier	36"	10"	12.5"	44#	\$138/pr. (\$69 ea.)
S36LTB2	36" Letter					
	2" Base	36"	2"	12.5"		
	1" Top	36"	1"	12.5"	13.5#	\$74
S36LTB4	36" Letter					
	4" Base	36"	4"	12.5"		
	& 1" Top	36"	1"	12.5"	16.5#	\$79
S48L	48" Stackable Letter Tier	48"	10"	12.5"	53#	\$178/pr. (\$89 ea.)
S48LTB2	48" Letter					
	2" Base	48"	2"	12.5"		
	1" Top	48"	1"	12.5"	18.5#	\$94
S48LTB4	48" Letter					
	4" Base	48"	4"	12.5"		
	1" Top	48"	1"	12.5"	22#	\$99

Legal Size /Tiers/ Base & Top

S36G	36" Stackable Legal Tier	36"	10"	15.5"	52#	\$158/pr (\$79 ea.)
S36GTB2	36" Legal					
	2" Base	36"	2"	15.5"		
	1" Top	36"	1"	15.5"	16#	\$84
S36GTB4	36" Legal					
	4" Base	36"	4"	15.5"		
	1" Top	36"	1"	15.5"	19.5"	\$89
S48G	48" Stackable Legal Tier	48"	10"	15.5"	61#	\$198/pr. (\$99 ea.)
S48GTB2	48" Legal					
	2" Base	48"	2"	15.5"		
	1" Top	48"	1"	15.5"	21#	\$104
S48GTB4	48" Legal					
	4" Base	48"	4"	15.5"		
	1" Top	48"	1"	15.5"	24.5#	\$109

Optional Reference Shelves

S36RSL	36" Reference Shelf Letter	36"	1"	12.5"	7#	\$89
	(With pull out shelf)	15"		9.5"		
S48RSL	48" Reference Shelf Letter	48"	1"	12.5"	8#	\$99
	(With pull out shelf)	15"		9.5"		
S36RSG	36" Reference Shelf Legal	36"	1"	15.5"	8#	\$89
	(With pull out shelf)	15"		9.5"		
S48RSG	48" Reference Shelf Legal	48"	1"	15.5"	9.5#	\$99
	(With pull out shelf)	15"		9.5"		



Where Style and Function Converge.

KWIK-FILE®
A Mayline Group Company



“Simplicity enables great design at a reasonable price. Clean lines and practicality are always desirable features.”

The simple elegance of good design. Years of experience in mail center design have taught us the most effective solutions are often the simplest. That philosophy is reflected in our complete product line. Kwik-File's Mailflow Systems® furniture is designed to be efficient, flexible

and durable...yet simple. Traits one would expect from the leading manufacturer of mail center furniture in the market.





Communication is the heartbeat of every organization. And optimizing communication starts with space planning, efficient design and productive work flow. It's the definition of Kwik-File's focus in every mail center project. The end result is a system that never goes out of style – it grows

with you. And, it's a system that fits your floor plan as well as your budget.

Good design never goes out of style. It simply goes to work.



“For your departmental mail distribution needs, Mailflow Systems has the design, features and finishes to complement nearly any office furniture environment.”

Satellite Sorters are ideal for departmental mail within larger organizations. Incoming mail is generally received at a central location, where it is broken down and distributed to mail stops. At these workstations people can either pick up or send mail using supplies readily available at times convenient to their schedule and in locations close to their work area.



Where Style and Function Converge.



“Kwik-File’s open-back sorters can be built into walls to provide a clean and functional pass-through solution for distributing mail without sacrificing valuable floor space.”

Custom millwork can't compare to Kwik-File's open-back sorters, which allow for flexibility, a key benefit to most organizations as they continue to change. Open-back sorters are ideal for keeping human traffic out of the mail center work areas, allowing employees to pick up their own mail when it is convenient for them. All shelves feature

labeling flanges and thumb-cuts on both sides to speed up mail retrieval. Optional Plexiglas doors provide security for each column of mail openings.

Tables, Consoles and Sorters

Quality always invites comparison. Compare Kwik-File's quality, and you will discover our tables simply work...and work...and work.

36"
24"



Kwik-File Tables

- ☑ Tables are available in four widths and are ideal for supporting sorters or mailing machines.
- ☑ Table frames are all welded 18-gauge steel construction.
- ☑ Work surfaces are constructed of 1" thick wood cores with a choice of durable laminate finishes.
- ☑ 1½" square chrome legs adjust from 29" to 36" on 1" increments.
- ☑ Durable PVC edge is standard on all work surfaces.
- ☑ Optional bullnose edging offers the same durability, but with a more stylish appearance.
- ☑ Back panels of all tables are standard with three knockouts for wire management or additional ventilation.
- ☑ Optional universal grommet can be used for additional wire management and storing basic supplies.



Electric Height Adjustable Table

- ☑ Will support up to 1000 lbs., evenly distributed.
- ☑ 12" vertical adjustment from 24" to 36" in just seconds, providing a comfortable working height for reaching mail openings or operating mailing machines.

Tambour Door Storage Console

- ☑ Tambour doors recede into sides of the console allowing 100% access to the storage area.
- ☑ Available in two heights, 30" and 36".
- ☑ Doors are available in Mist, Graphite, Pebble Gray and Sand.



Universal grommet.



Knockouts in back panel.



PVC edges are standard on all Mailflow tables.



Optional bullnose edging offers a stylish front profile.

In today's world businesses are constantly changing. The quality and flexibility of Kwik-File's sorters are designed to withstand these changes.

Sorters

- ☑ All sorters are available in five widths and are 15" in depth.
- ☑ Sorting shelves are available in three depths and 12 widths for multiple applications.
- ☑ 225 standard configured models or create your own.
- ☑ Sorters are available with or without locking Plexiglas doors.

Elevated Sorters

- ☑ Elevated sorters offer more workspace, by raising the sorter off the work area.

Elevated Sorters (Plexiglas Back)

- ☑ Sorters with Plexiglas back panels are designed to allow more light into the sorters making it easier to see when retrieving mail.


Open-Back Sorters

- ☑ Open-back sorters are typically used where mail is sorted on one side and collected by the recipient on the other.



All Kwik-File Mailflow sorters are equipped with the patented Kwik-Shelf sorting system. The Kwik-Shelf locks into place and allows the rapid retrieval of mail without fear of shelves pulling out. Each Kwik-Shelf features a 45 degree flange for labeling and a thumb cut for easy retrieval of documents. The Kwik-Shelf allows you to adjust shelves every 1/2" to adapt to mail volume changes.

Used in conjunction with Kwik-File's fully open sorters, mail openings are not interrupted with intermediate shelves, eliminating confusion, errors and maximizing opening size.



Sorting shelves have a thumb cut design and label flanges on the front edge of each shelf for easy retrieval.

Specialized Workstations

Every mail center or shipping area needs specialized workstations for supporting meter machines, scales, printers and other equipment, as well as providing a place for supervisory personnel. Kwik-File offers a wide range of tables, accessory platforms, flipper door units, etc. which may be configured to accommodate a variety of specialized needs.



Meter Machine Station

- ✔ Rugged console supports even the largest machines.
- ✔ Convenient location for "postage sort" mail.
- ✔ Optional rear platform for machine accessories.

Supervisor's Station

- ✔ Large selection of desks, files and chairs are available.
- ✔ Provides semi-private work area.
- ✔ Keeps working materials at fingertips.
- ✔ Secure locking file pedestal and hutch.



Kwik-File's accessory platform is ideal for Mailflow Systems® tables, creating additional workspace by placing PC monitors and printers above the work surface at a good viewing height. The open work surface is perfect for machines or simply additional workspace. A retractable keyboard tray can mount

under the accessory platform bringing the keyboard off the work area and closer to the monitor.



Accessory Platforms

The Shipping Station is designed to accommodate the necessary components of a manifest shipping system. It's great for work in limited space, yet provides ample room for electronic components, supplies, accessories and many parcel applications.



SW1

“Technology and economy aren’t natural enemies. In fact, they get along very well, especially in the company of creative people who know exactly how to combine them.”



SW2

Shipping Workstations

- ✔ Modular, heavy-duty steel frame construction, ideal for shipping environments.
- ✔ Work surfaces are 1" thick wood cores with laminate finish.
- ✔ Shelves and work surfaces easily adjust in 1" increments without any tools.
- ✔ Supports a variety of electronic components or machines to make processing of outgoing parcels more efficient.

Kwik-File’s shipping stations are perfect for either large or small mail centers. Technology continues to evolve and needs to be positioned for comfortable operation. Kwik-File’s shipping stations are flexible and will adjust to the changes of day to day business.



Mailflow-To-Go

It's easy to put Kwik-File function, quality and affordability to work for you. With many of the same great features as our flagship line, Mailflow Systems, Mailflow-To-Go is perfect for small to medium sized applications.



Mailflow-To-Go™

- ✔ A full range of affordable mail center solutions.
- ✔ More flexibility with new L-shaped configurations.
- ✔ Rugged steel frame construction with 1" laminate work surfaces.
- ✔ Height-adjustable tables: 29"-36".
- ✔ Thumb notches in all shelves for easy mail retrieval.
- ✔ Work tables with rugged PVC-edged tops and 16-gauge steel legs.
- ✔ Four sorter models providing up to 50 pockets.
- ✔ Easy to assemble.



Birch

Pebble Gray

Mailflow-To-Go furniture was created to help you organize, sort, collate, or store paper and other materials more efficiently.

Mailflow-To-Go offers a range of solutions to make your mail handling and shipping operations more productive. Most important, this furniture is simple to order, easy on the budget, and ships fast —three days or less.



Sorting shelves have a thumb cut design and label flanges on the front edge of each shelf for easy retrieval.

Limited Lifetime Warranty

Durable and easy to use, these carts feature a choice of wire construction with dual handles or heavy-duty steel panels for long lasting product life.



27" Wire Cart



39" Wire Cart



Tote Cart

Wire Carts

- ✔ 16-gauge 1" diameter chrome plated steel tube frame.
- ✔ Top and bottom steel wire basket.
- ✔ 10" diameter rear wheels, 4" diameter front casters.
- ✔ Easy to assemble.

- ✔ 1" chrome 16-gauge steel leg tubing with ¼" diameter chrome wire shelves.
- ✔ 225 lb. weight capacity.
- ✔ Holds up to 9 standard mail totes.



34" Panel Cart



42" Panel Cart

Panel Carts

- ✔ 16-gauge 1" diameter chrome plated steel tube frame.
- ✔ Top and bottom welded steel bins.
- ✔ 10" diameter rear wheels, 4" front casters.
- ✔ Easy to assemble.

Choose the cart to fit your needs. The top basket of the carts is designed to hold either letter or legal files. The bottom shelf will easily accommodate parcels to make your mail distribution more efficient. The wire tote cart is ideal for use where mail is bulk pre-sorted

in USPS tubs, then sent to satellite stations for final sorting.



Satellite Sorters


Kwik-File Satellite Sorters can help you organize, sort, collate and store forms, binders, paper and more.

Satellite Sorters

- ✔ Exceptional versatility: Shelves adjust vertically in ½" increments and shelves lock firmly in place yet move easily for configuration using patented Kwik-Shelf System.
- ✔ Available in either 65" or 80" heights, and 36" or 42" widths.
- ✔ 42 standard configured models or create your own.
- ✔ All welded 18-gauge construction along with 18-gauge shelves and shelf supports.
- ✔ Optional locking doors to conceal or secure media.
- ✔ Optional extended work surface provides additional workspace.



Display boards



Task Lights



Accessories

Display Boards

- ✔ Assist mail-handling personnel with drop sites or delivery schedules.

Label Holders (not shown)

- ✔ Magnetic or self-adhesive, these labels allow for easy identification of mail openings.

Task Lights

- ✔ For mounting under elevated sorters, these lights will illuminate the entire work surface.

Mail centers often require custom designed furniture. Kwik-File has the ability to manufacture custom items for those special situations. Custom paint and laminate finishes are also available to match any office décor.

Call us today at 1-800-822-8037 to request a quote for any special application.

Mailflow Systems®. The leader in corporate mail center furniture.



A large central mail operation center serving over 20,000 individual mail stops.

For over 30 years Kwik-File has been the leading manufacturer of mailroom furniture that lasts a lifetime. More Fortune 500 companies turn to Kwik-File to solve their mail handling needs than any other manufacturer. With all of the experience gained, Kwik-File continues to improve the most important features and create a unique combination of function, quality and affordability.



Kwik-File's design experts help customers with hundreds of mail center projects every year, both large and small.

Five Easy Steps to Mailflow Efficiency

Even though each mail center operates differently, the process to obtain maximum Mailflow efficiency is the same. Begin by going to www.mayline.com and answering several key questions on our mail center survey. Then follow these five easy steps, to design a layout that is best for your mail center's workflow.

1. Define the mail center space.

You begin by creating a floor plan or scale drawing of your mail center. After measuring the dimensions of the area, outline the size and shape of the room on paper. Indicate the location of doors, windows, pillars and other obstructions. Measure them carefully and draw them to scale on your floor plan. Be sure to note the location of electrical outlets, air vents, thermostats and other fixtures that could affect the location of furniture.

2. Define the operational requirements.

This information serves as a check list in reviewing your operational needs. It covers all incoming and outgoing mail functions, as well as requirements for indirect equipment such as inserters, copiers and more. The survey and your floor plan provide an excellent foundation for the planning process.

3. Determine the mail center workflow.

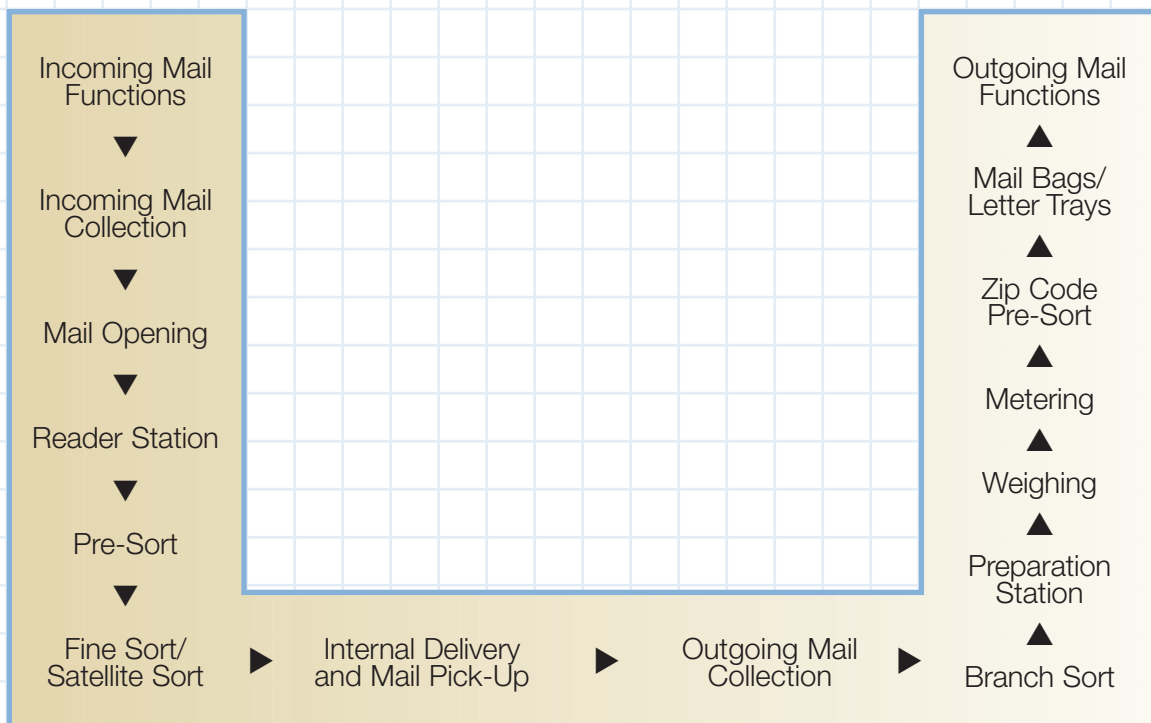
Now you can start laying out a rough diagram of how the mail will move through your mail center. Show the location of the various types of workstations for each mail center function needed.

4. Select furniture for each workstation.

Now that you've identified the workflow layout, you can now focus on designing each workstation. This is where you can enhance each workstation with the use of table and sorter accessories. For example; you'll want to consider needs like built-in risers under sorters for expanded workspace, undertable storage compartments and specific table styles with unique working heights for scales and meter machines. This step is where you can tailor each workstation, as your wish list requires.

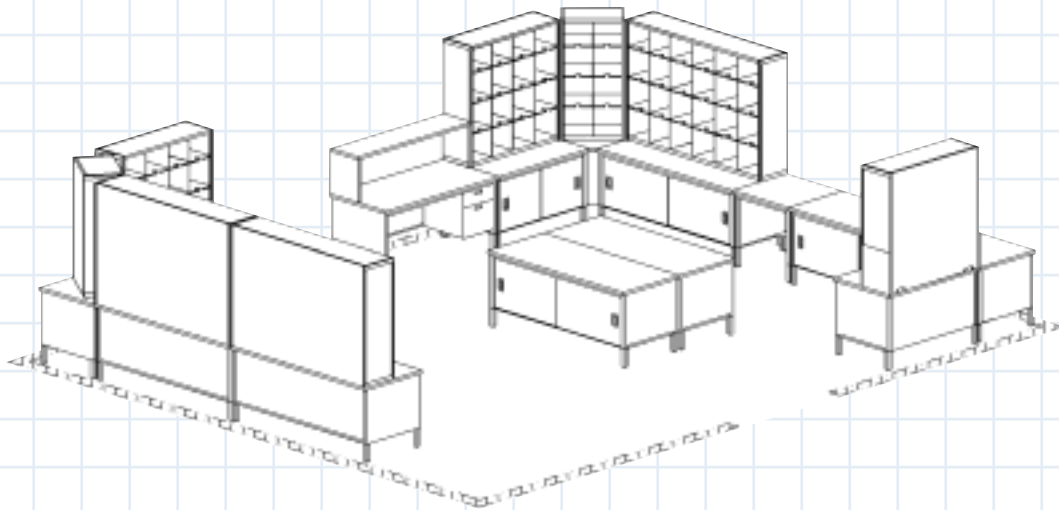
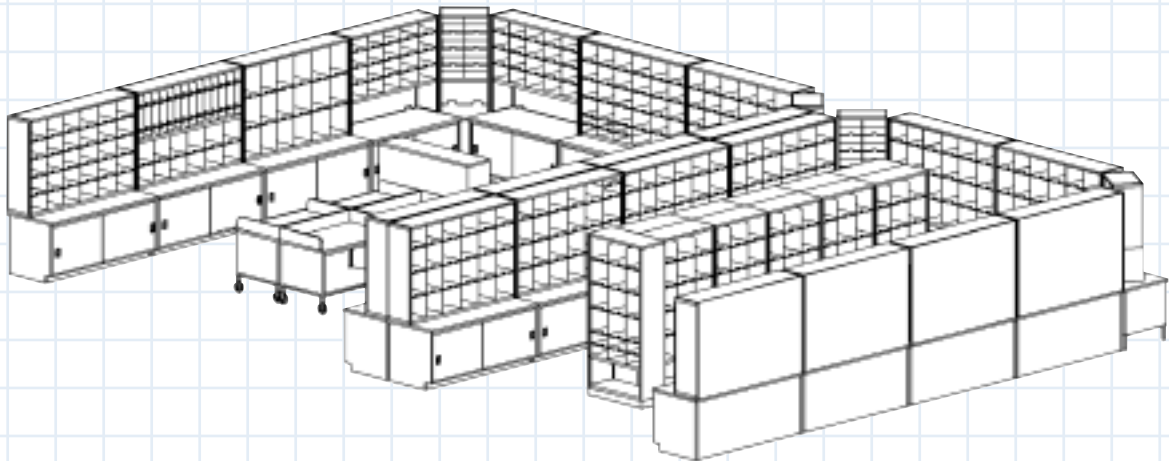
5. Match workstations to available space.

Now comes the crucial question. Will the furniture you have selected fit into your space? Return to your floor plan and draw in the furniture you selected. If it fits, your ready to go ahead. If not, you'll need to modify workstations, find additional space or try to create a more streamlined workflow which will accommodate more function in less space.



For optimum efficiency, rely on the experts at Kwik-File to design your mail center.

Kwik-File has a dedicated team of space planners providing our FREE DESIGN SERVICE to our customers. Our space planners are experts in designing any size mail center project, large or small. All proposals will be represented in 2D and 3D views and will be returned to you within days with a detailed quote by fax or by an email. Send your requests to spaceplanning@mayline.com or fax it to us at 920-208-7970.



MAYLINE COMPANY, LLC
619 N. COMMERCE STREET
PO BOX 728
SHEBOYGAN, WI 53082-0728
CUSTOMER SERVICE 800-822-8037
920-457-7388 (FAX)

TIFFANY INDUSTRIES, LLC
619 N. COMMERCE STREET
PO BOX 728
SHEBOYGAN, WI 53082-0728
CUSTOMER SERVICE 800-822-8037
920-457-7388 (FAX)

KWIK-FILE, LLC
500 73RD AVENUE NE
MINNEAPOLIS, MN 55432
CUSTOMER SERVICE 800-822-8037
920-457-7388 (FAX)

TO PLACE ORDERS:
MAYLINE GROUP
ATTN: ORDER DESK
PO BOX 728
SHEBOYGAN, WI 53082-0728
800-822-8037
920-457-7388 (FAX)

MAYLINE® GROUP
www.mayline.com

MFB 01/05

**SHOWROOM
LOCATIONS**

CHICAGO
NEW YORK
LOS ANGELES
DALLAS
WASHINGTON D.C.
ATLANTA
BOSTON
DETROIT
ST. LOUIS
SEATTLE
TORONTO
VANCOUVER

KWIK-FILE®



MAILFLOW
SYSTEMS®

Where Style and Function Converge.

Kwik-File vs. Millwork

"There's no comparison!"



Kwik-File's adjustable sorters can be painted to match and inserted into walls.

Kwik-File vs. "Built-in Millwork"

	Kwik-File	Millwork
Appealing aesthetic - broad range of colors	X	X
Multiple shelf sizes	X	X
2-3 week lead time	X	
4-8 week lead time		X
Adjustable Shelves - easily adjust on 1/2" increments	X	
Shelves lock into place	X	X
Shelves include thumb-cut for easy retrieval	X	
Shelves include a 45-degree flange	X	
Limited Lifetime Warranty	X	
Fully modular and reconfigurable	X	
Color coded shelf indexing system	X	
Tables and sorters available in multiple sizes and styles	X	X
Custom configurations available	X	X
Durable - all welded steel construction	X	
Product can be easily relocated	X	
Classified as personal property with 7-year depreciation	X	
Classified as real property with 31-year depreciation		X
Advantage Kwik-File	X	

Custom millwork can't compare to Kwik-File's extensive line of mailroom furniture. Kwik-File's tables and consoles are designed to look and perform like built-in cabinetry. Their sorters allow for flexibility, a key benefit to most organizations as they continue to change and grow. Beyond all of these benefits, Kwik-File is generally priced 15%-30% below millwork.

technology
information



TechWorks™

Maytrix™ LAN Racking System

e*Lan Racking System

NetStart™ Support Stations

Standard Data Cabinet

Dual Adjustable Racks

 **MAYLINE® GROUP**
BETTER FOR YOUR BUSINESS™

TECHWORKS™

Modular...Durable...Flexible...TechWorks™ When furniture requirements change as quickly as the technology and equipment it supports, you need adaptable workstations that easily reconfigure. TechWorks Benches, Organizer Frames, and Storage Accessories offer a total solution that are built to last and backed by Mayline's Limited Lifetime Warranty. Perfectly suited for laboratory, information technology, engineering, and manufacturing environments, TechWorks does it all.



FREE DESIGN SERVICE

Simply give us your space and hardware requirements and you'll receive a 3-D CAD drawing and bill of materials. Contact us online at www.mayline.com or call 800-822-8037.



TECHNICAL SPECIFICATIONS

BENCHES: Durable 14-gauge steel, four-legged construction supports up to 1,000 lbs. per bench for heavy-duty applications. Designed for both sitting and standing applications, benches adjust from 26"-38" on 1" increments. Benches are available in three standard widths (48", 60", and 72") and two depths (30" and 36").

SURFACE MATERIALS: Four standard surface materials are available. Certified electro-static discharge (ESD) laminates with grounding accessories dissipate static discharges and protect valuable equipment. Heavy-duty, 1³/₄" maple butcher-block surfaces provide maximum durability. Hundreds of low-pressure and high-pressure laminates are offered through partnerships with both Nevamar® and Wilsonart®, and optional stainless steel surfaces are available upon request.

ORGANIZER FRAMES: Available in three standard heights (24", 36", and 48"), each Organizer Frame supports up to 400 lbs. due to its heavy, 14-gauge steel construction. Uprights are slotted allowing vertical adjustment on 1" increments for all storage accessories and shelves. Cable management channels are integrated into all frames, both vertically and horizontally.

STORAGE AND ACCESSORY OPTIONS: Standard options include locking overhead storage, fixed and tilting shelves, task lighting, bin storage, power strips, heavy-duty cable management accessories, and pegboards and whiteboards. All accessories easily connect and reconfigure within TechWorks workstations.

FEATURES AND BENEFITS

Benches can be installed at **sitting or standing heights** that range from 26"-38"



Above surface storage options **install and reconfigure** on 1" increments for maximum productivity and efficiency.



Organizer Frames incorporate both horizontal and vertical **integrated cable management** at no additional cost.



Optional baskets keep cables off the floor and provide a **safe working environment**.



Air, gas and vacuum **quick disconnect fixtures** can be positioned on service bars.



ESD Accessories like wrist straps and grounding bars **ensure equipment is protected**.





Software Engineering Systems Analysis

TechWorks can be configured into the ultimate collaborative workstation, providing you the flexibility to install benches at either sitting or standing heights. Its open frame design promotes team interaction. Personal work areas can be ergonomically outfitted with accessories such as monitor arms and keyboard platforms while personal storage units keep important information close at hand.

Security & Surveillance Computer Programming





Electronics Diagnostics & Repair

Technical Inspection

With computers being used in virtually every industry, work benches are increasingly seen in offices, schools, universities, hospitals and government facilities. Mayline's TechWorks benches can meet all of their requirements, including durable ESD work benches to protect static sensitive components while organizer frames maximize vertical storage space by incorporating lockable bins, shelving and pegboards for the organization of tools, parts, and equipment.

Electronics Engineering

Equipment Calibration





Computer Forensics Investigations Health, Safety & Environmental Testing

Technology is also rapidly expanding in analytical and scientific laboratory applications.

Many tasks that were previously performed by hand are now being performed with high-tech instrumentation that increases lab efficiencies and provides more accurate results. TechWorks organizer frames incorporate integrated cable management channels both vertically and horizontally for increased cable loads and provide the ultimate flexibility as a freestanding, modular bench system that can easily be adapted to future changes in technology and workflow.

Computer Science Labs Telecommunication Research & Engineering





Software Research & Development Quality Control Labs

For applications where weight capacity is a concern, you can rest easy with TechWorks Benches and Organizer Frames. Their durable design vertically stores and supports up to 1,000 lbs. of equipment on both the work surface and above surface shelves, whether on levelers or casters. Up to an additional 800 lbs. can be stored on below surface shelves when required, allowing users to create space-efficient configurations and maximize their footprint.

Product Safety & Certification Electronics R&D Labs



MAYTRIX™ LAN RACKING SYSTEM



Complete flexibility describes this modular, mid-priced racking system. Maytrix features a simple “building block” design which allows users to easily specify, add and reconfigure components as needed. Start with heavy-duty steel frames, available in three heights, and add shelves, worksurfaces and storage units as required. Optional fabric panels create a “systems” look by providing privacy and tackable surfaces.

Standard or custom, Mayline can design and configure a system to meet your exact requirements, quickly and cost effectively. Call us today for the name and number of the local sales representative in your area.



- >> Heavy-duty steel frame construction.
- >> Shelves and worksurfaces fully adjustable on 1" increments.
- >> Extensive cable management helps avoid clutter from cable and wires.
- >> Worksurfaces available in high pressure, low pressure or ESD laminates.
- >> Variety of overhead and under-desk storage.
- >> Fixed or mobile lower shelf available.
- >> Optional keyboard supports available.
- >> Flat screen arms mount directly to frames at any position.

TECHNICAL SPECIFICATIONS

FRAME: 11-gauge steel welded construction, slotted in 1" increments, bolt together to expand capacity, individual frame rated to 800 lb. load.

LEG SUPPORTS: 11-gauge steel welded construction.

WORK SURFACES: Industrial grade particle board with thermally fused melamine, high pressure laminate, or ESD laminate. All worksurfaces include mounting brackets.

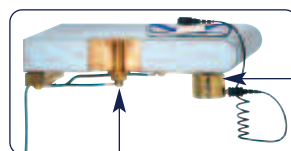
SHELVES: 14-gauge steel construction, integral support brackets, standard horizontal configuration with 13° tilt, load rated to 300 lbs.

CPU FLOOR SHELVES: 16-gauge steel construction, glide or caster kit available, attached server shelves also available, load rated to 300 lbs.

FABRIC PANELS: 3/8" MDF core with 1/4" Mycor per side. Wrapped in fabric per Mayline color sheet.

DECORATIVE END PANEL: Industrial grade particle board finished on both sides.

The ESD Protective Work Surface provides the static safe work area of the ESD Protected workstation by providing an electrical path to ground. It assures a common electrical potential between personnel and items handled on the surface.



The solid brass Swivet wrist strap banana jack receiver rotates while maintaining a constant connection with ground to assure personnel protection.

The solid brass flush-mount terminals are designed to insure an intimate, permanent and reliable connection between the ESD Protective Work Surface and earth ground.

e*LAN RACKING SYSTEM



Model 21172 72" LAN Station shown with optional keyboard supports and cable management channel.

- >> Heavy-duty steel frame construction.
- >> 1"-thick melamine worksurfaces with durable T-mold edging.
- >> Various options for keyboards and other equipment.
- >> Graphite paint with Ice Gray melamine surfaces only.
- >> All stations ship within 72 hours complete in one carton on Kwik-Ship program.
- >> Limited Lifetime warranty.

The e*LAN Racking System is an efficient, cost-effective solution for network storage. Five standard configurations meet virtually any need and ship complete in one carton. Stations feature spacious worksurfaces, full-width server shelves and multiple equipment shelves that adjust in 2" increments. It's simply the best value on the market for open racking systems! Add or take away shelves as your needs change. Optional 2" diameter locking casters are easy to install and allow the stations to become mobile.



Model 211CNR Corner Unit shown with optional keyboard supports and cable management channel.



21145 24" Server Station



21124 24" LAN Station
(shown with optional casters and keyboard support)



21148 48" LAN Station
(shown with optional keyboard supports and additional shelf)

TECHNICAL SPECIFICATIONS

FRAME: 1" x 2" 14-gauge cold-rolled steel tubing, tested to 1000 lbs. per 24" frame without failure.

SHELVES: Thermally-fused melamine ¾" thick x 47 lb. density particle board core. Adjustable in 2" increments. Lower shelf accommodates servers up to 27"H.

SHELF SUPPORTS: 14-gauge steel offers adjustability every 2"

WORK SURFACES: Thermally-fused 1"-thick melamine with 45 lb. density particle board core. Ice Gray color finish.

PAINT FINISH: High solids polyester, baked enamel in Graphite finish.

Model	Description
21145	24"W framework; (4) 24"W x 18"D shelves; and (1) 24"W x 29½" server shelf
21124	24"W framework; (2) 24"W x 18"D shelves, (1) 24"W x 30"D work surface and (1) 24"W x 29½"D server shelves
21148	48"W framework; (2) 48"W x 18"D shelves, (1) 48"W x 30"D work surface and (2) 22½"W x 29½"D server shelves
21172	72"W framework; (2) 72"W x 18"D shelves, (1) 72"W x 30"D work surface and (2) 34½"W x 29½"D server shelves
211CNR	48"W corner framework; (2) 48"W x 18"D corner shelves, (1) 48"W x 30"D corner work surface, and (1) 48"W x 29½"D corner server shelf
2202418	24"W x 18"D shelf
2204818	48"W x 18"D shelf
2207218	72"W x 18"D shelf
19500A	Retractable keyboard platform 23"W x 11"D, black only, +15° to -15° tilt
19502A	Optional mouse platform for 19500, +15° to -15° tilt, 360° swivel
250100	Wire keyboard holder, chrome finish
250101	Dual wire keyboard holder, chrome finish
250177	Monitor tilt platform, steel construction
350142	2" x 2" cable manager, 6 ft., light gray only
21100	Caster kit for 24"W stations
21101	Caster kit for 48"W and 72"W stations
21104	24"W power strip with 8 outlets, 15 amp, 15 ft cord, 24"W x 1¼"D x 1¼"H
21105	48"W power strip with 8 outlets, 15 amp, 15 ft cord, 48"W x 1¼"D x 1¼"H
21106	72"W power strip with 8 outlets, 15 amp, 15 ft cord, 72"W x 1¼"D x 1¼"H
21107	e-LAN Connector kit for ganging LAN and corner stations

NET START™ LAN SUPPORT STATIONS



11160

Our most affordable LAN stations are an ideal solution to support a small business' network equipment.

Durable steel-frame construction is sized to support up to 19" monitors and accepts optional casters for easy mobility. Available on Mayline's 72-Hour Kwik-Ship program. When you're in a hurry, with a limited budget, choose NetStart™ to organize your network hardware.



11124



11145



11148

TECHNICAL SPECIFICATIONS

FRAME: 1" x 2" with 18-gauge tubing rated at 450 lbs. load capacity.

GLIDERS/CASTERS: Threaded stem with 1½" diameter nylon foot at 250 lbs./each-load capacity. Optional 2" casters available.

WORK SURFACES: ¾" thick melamine surfaces and shelves in Light Gray melamine finish. Lower shelf accommodates server up to 21"H. Upper shelves easily handle 19" monitors.

PAINT FINISH: Epoxy powder coating, in Graphite finish.

Model	Description
11160	60" LAN Station, 50"H x 30"D (actual width 62")
11148	48" LAN Station, 50"H x 30"D (actual width 50")
11124	24" LAN Station, 50"H x 30"D (actual width 24")
11145	24" Server Station, 60"H x 27"D
21102	Set of four casters, (2" casters)

STANDARD DATA CABINET



3358436

Mayline's Standard Data Cabinet (SDC) is the economical solution to basic networking requirements. We have reverse-engineered our popular Data/LAN cabinet, and streamlined the enclosure while maintaining the utmost in features and durability. Designed with simplicity and economy in mind, the SDC is perfect as a starter cabinet. With four sizes available from 30"- 84"H, the SDC has a wide range of accessories available to complement nearly every application.



- >> Cabinet provides 14U in 30"H, 24U in 48"H, 38U in 72"H, 45U in 84"H.
- >> Plexiglas locking front door, vented steel locking rear door, removable side panels.
- >> Two pair front to rear adjustable 19" rack mount rails.
- >> Cabinet load rating: 1,000 lb.
- >> Four textured paint finishes: Black, Graphite, Chameleon and Autumn White.

Model	Description
3353036	30"H x 24"W x 36"D, SDC Cabinet, with 19" rails (2 pairs), includes 48 Cage-Nuts
3354836	48"H x 24"W x 36"D, SDC Cabinet, with 19" rails (2 pairs), includes 48 Cage-Nuts
3357236	72"H x 24"W x 36"D, SDC Cabinet, with 19" rails (2 pairs), includes 48 Cage-Nuts
3358436	84"H x 24"W x 36"D, SDC Cabinet, with 19" rails (2 pairs), includes 48 Cage-Nuts
4211730	Shelf, 17"W x 30"D, fixed vented steel, 250 lb. load rating
4221530	Shelf, 15"W x 30"D, sliding vented steel, 200 lb. load rating
350226	Package of 24 10-32 thread Cage Nuts (for attaching equipment to rail set)
350224	Keyboard tray, pivoting
350222	550 cfm fan assembly
350221	Set of 4 casters, 1,000 lb. load capacity

Standard or custom, Mayline can design and configure a system to meet your exact requirements, quickly and cost effectively. Call us today for the name and number of the local sales representative in your area.

DUAL ADJUSTABLE RACKS



Mayline's Dual Adjustable Rack, an expandable open racking system, addresses a multitude of applications while providing a cost effective solution to rack mounting networking equipment. This durable solution eliminates concerns of heat buildup and provides a simple solution to difficult cabling installations. Perfect for any rack mount or large equipment requirements.



- >> Available in 72" or 84" heights and two depths: 21"-26" or 27"-32"
- >> Depths adjust in 1/2" increments.
- >> Provides 38U or 45U of rack mount space using square hole mounting rails.
- >> 1,500 lb. weight capacity.
- >> Assembles quickly and easily.
- >> Customizable with a variety of shelves designed.

Model	Description
3357226	Dual Adjustable Rack, 72"H x 19"W x 21-26"D
3357232	Dual Adjustable Rack, 72"H x 19"W x 27-32"D
3358426	Dual Adjustable Rack, 84"H x 19"W x 21-26"D
3358432	Dual Adjustable Rack, 84"H x 19"W x 27-32"D
3352126	Fixed Shelf, 21-26"
3352732	Fixed Shelf, 27-32"
3362126	Sliding Shelf, 21-26"
3362732	Sliding Shelf, 27-32"
3351902	Keyboard Tray with self-storing Mouse Tray

CORPORATE LOCATIONS

MAYLINE COMPANY, LLC
619 N. COMMERCE STREET
PO BOX 728
SHEBOYGAN, WI 53082-0728
CUSTOMER SERVICE 800-822-8037
920-457-7388 (FAX)

KWIK-FILE, LLC
490 NORTHCO DRIVE NE
MINNEAPOLIS, MN 55432
CUSTOMER SERVICE 800-822-8037
920-457-7388 (FAX)

TO PLACE ORDERS:
MAYLINE GROUP
ATTN: ORDER DESK
PO BOX 728
SHEBOYGAN, WI 53082-0728
800-822-8037
920-457-7388 (FAX)

DISTRIBUTION CENTERS

NORTHERN CALIFORNIA
468 SOUTH ABBOT AVENUE
MILPITAS, CA
408-627-4331

ARKANSAS
824 NORTH PALM STREET
NORTH LITTLE ROCK, AR
800-480-3123

MAYLINE® GROUP

www.mayline.com

ITFURN 5/10

SHOWROOM LOCATIONS

CHICAGO

MERCHANDISE MART, SUITE 1147
CHICAGO, IL
847-952-1213

NEW YORK

200 LEXINGTON AVE., SUITE 1307
NEW YORK, NY
212-684-7788

LOS ANGELES

12015 MORA DR., UNIT 1
SANTE FE SPRINGS, CA
562-903-7090

DALLAS

4885 ALPHA RD., SUITE 155
FARMERS BRANCH, TX
303-738-1001

HOUSTON

1205 W. LOOP NORTH, SUITE 100
HOUSTON, TX
713-688-7216

WASHINGTON D.C.

1738 ELTON RD., SUITE 304
SILVER SPRING, MD
301-408-0600

ATLANTA

2030 POWERS FERRY RD., SUITE 230
ATLANTA, GA
770-984-9047

BOSTON

850 SUMMER STREET
BOSTON, MA
617-269-7600

DETROIT

2384 FRANKLIN ROAD
BLOOMFIELD HILLS, MI
248-745-9990

ST. LOUIS

3204 MORGAN FORD ROAD
ST. LOUIS, MO
314-771-6696

DENVER

601 S. BROADWAY, SUITE I
DENVER, CO
303-738-1001

PORTLAND

1001 SE WATER AVE., SUITE 400
PORTLAND, OR
503-222-2364

SEATTLE

829 S. FIDALGO
SEATTLE, WA
206-767-0412

CINCINNATI

2226 GILBERT AVENUE
CINCINNATI, OH
513-221-4800

NORTHERN CALIFORNIA

2528 QUME DR., SUITE 6
SAN JOSE, CA
415-637-5939

TORONTO

200 COCHRANE DR., UNIT 4
MARKHAM, ONT
CANADA
905-475-0115

VANCOUVER

110-4611 #6 ROAD
RICHMOND, BC
CANADA
604-272-4401

Product finishes that are shown are reproduced as faithfully

Mayline Professional Tables

 **MAYLINE® GROUP**
Kwik-File · Mayline · Tiffany Industries

When it comes to experience in designing and building premium quality workplace furniture, most companies measure their longevity in terms of a few years. At Mayline, our history is traced back over 50 years, to when the first Mayline drafting table was designed.

Today, Mayline leads the industry by offering the most complete line of drafting tables including our power-height and tilt Futur-Matic® tables and our ultra-practical Ranger® Steel Four-Post tables.

Forester & Wood Four-Post Drawing Tables

WOOD FOUR-POST DRAWING TABLE A natural complement to the Ranger line, these attractive wood tables look great in any environment and coordinate well with our Wood Plan Files. The Wood Four-Post's frame is crafted from top-grade Appalachian Red Oak. Joints are reinforced with bolted steel dowels for extra precision and stability. The work surface can be tilted up to 50°. Five different top sizes are available, with the largest size being 43 1/2" x 84". Models are offered with optional shallow, tool and auxiliary 2-drawer units.

FORESTER DRAWING TABLES An excellent student table, the Forester features select hardwood frame and scratch-resistant top that tilts up to 50°. Four top sizes available, as well as two height options. Front storage compartment, footrest and accessory tray optional.



Ranger® Steel Four-Post & Economy Ranger Drawing Tables

RANGER STEEL FOUR-POST DRAWING TABLES Perhaps the strongest table on the market. The Ranger Steel Four-Post Drawing Table is extremely stable and features a tiltable work surface (up to 50° from horizontal). Five different top sizes are available, ranging from 37 1/2" x 48" through 43 1/2" x 84". All steel Ranger drawing tables have scratch-resistant tops, with steel end cleats.

ECONOMY RANGER Features an economical thermally-fused melamine top in gray. Models available with and without shallow plan drawer and tool drawer. Tool drawer complete with lock. Steel auxiliary 2-drawer unit also available.



Futur-Matic Drawing Table

Futur-Matic® Drawing Tables

FUTUR-MATIC T/C DRAWING TABLE

The ultimate in styling, power and convenience. Features fully automatic electric lift and tilt adjustment. Heavy-duty motor/actuator drive mechanism supports 150 lbs. when tilting and up to 250 lbs. when lifting. Height adjusts 18" with maximum table height of 48". Tilt has 88° angle of adjustment. Convenient finger-tip Touch Control located at front edge of drawing board for all adjustments. Scratch-resistant surface with steel end cleats and pencil trough. Base constructed of heavy-gauge steel, with built-in footrest for comfortable use while seated. Optional power pack for operation on 220V service (European line voltage).

FUTUR-MATIC® DRAWING TABLE

All the features of the Futur-Matic T/C except with manually-controlled, counterbalanced tilt adjustment.

Light Tables

All Mayline Light Tables have self-contained light box with translucent 18" acrylic diffuser, ¼" clear float glass and Maple frame with natural finish. Other standard features include UL Listed, full-range electronic dimming controls with range of 0 to 325 foot-candles. Illumination provided by either four 30W or four 40W cool white, rapid-start fluorescent bulbs (supplied). Vented ballast sections keep glass surfaces cool, even when left on all day.

FUTUR-MATIC® LIGHT TABLE Electric height adjustment of up to 18" and either manual or electric tilt up to 88°. Two top sizes available, 37½" x 48" and 37½" x 60", with two glass sizes, 30" x 36" and 30" x 45", respectively. Features similar to other Futur-Matic tables.

RANGER STEEL FOUR-POST LIGHT TABLE Sturdy steel four-post design with manual tilt up to 50°. Features similar to other Ranger Steel Four-Post tables. Standard unit comes with tool and shallow drawer. Same top and glass sizes as Futur-Matic Light Tables.

WOOD FOUR-POST LIGHT TABLE Attractive wood construction with manual tilt up to 50°. Features similar to other Wood Four-Post tables. Three models offered: Without drawers, with tool drawer only, and with tool drawer and shallow drawer. Same light box units as other tables.

FORESTER LIGHT TABLE Wood Four Post light table with removable portable light box top. One size offered, 23 ¾" x 36 ¾".

Furniture to fit
any need
and budget.



HAMILTON FOUR POST TRACING TABLE Kiln-dried Appalachian Red Oak frame. Special screened-on frosted finish diffuses light to eliminate glare. Glass size 24" x 36 ¾"; Top size: 32" x 48". Tilts up to 50°. Illumination provided by two 30-watt, 36" T-8 fluorescent lamps.

Split Top Drawing Tables

These tables are ideal for a variety of end users ranging from students and architects to electricians and engineers. This Split Top drawing table is available in two widths, including an 18" wide fixed surface perfect for computers, personal laptops or additional lighting. Split Top models are offered with optional lockable tool drawer and auxiliary 2-drawer units.



Dual Adjustable Drafting Table

The Dual Adjustable table is perfect for today's changing environment. A locking cam handle easily allows you to tilt the table up to 88° while allowing you to raise or lower the table to meet additional needs. The Dual Adjustable table is available in two sizes and in your choice of a Birch woodgrain or a Fox Gray thermally fused melamine with steel end cleats and paper apron.



Port-A-Boards and ProKits

For the ultimate in drawing board portability, Mayline offers **PORT-A-BOARDS** and **PROKITS**. Great idea for students or those doing work on-location or at home. Boards feature padded carrying handle, folding legs and no-mar bumpers. ProKits also include work surface "grippers" and a choice of transparent kit rule or kit rule with Armoredge.

The original standard for
productivity
still lives.

Straightedges


MAYLINE STRAIGHTEDGES offer three functional types of tracking systems: Standard Parallel Ruling Straightedges lay flush on the drawing surface. Mobile Parallel Ruling Straightedges incorporate metal or Delrin rollers which alternate the full length of the straightedge and allow the straightedge to ride smoothly over the surface of the drawing. E-Z grip cap provides simple, fingertip movement of straightedge.



Mayline Straightedges available in a wide range of lengths, with various options.

Art Tables

Stoway and Minuteman **ART TABLES** are lightweight with tubular frames. These tables are standard with a white melamine top and have a height adjustment range of 15". Both tables are perfect for almost any office or home setting.



Minuteman
Art Table



Stoway
Art Table

MAYLINE® GROUP
Kwik-File • Mayline • Tiffany Industries

619 N. Commerce Street • P.O. Box 728 • Sheboygan, WI 53082-0728
920/457-5537 • 800/822-8037 • Fax: 920/457-7388 • www.mayline.com

YAD116B 05/04
Specifications Subject To Change Without Notice